


MİMARİ KATALOG ARCHITECTURAL CATALOGUE

Alüminyum Kapı Pencere ve Giydirme Cephe Sistemleri
Aluminium Window Doors and Facade Systems

RESCARA

OSLO





TEKNİK ÖZELLİKLER / TECHNICAL PROPERTIES

PROFİL GENİŞLİĞİ / PROFILE WIDTH	50 mm
DİKME DERİNLİKLERİ / MULLION DEPTHS	min 100 - max 176,7 mm
KAYIT DERİNLİKLERİ / TRANSOM DEPTHS	min 60 - max 143,7 mm
PROFİL ET KALINLIĞI / PROFILE WALL THICKNESS	1,8/3 mm
MAKS. CAM KALINLIĞI / MAX. GLASS THICKNESS	36 mm
ISI BARIYERİ / THERMAL INSULATION BARS	14,8 mm

PERFORMANS DEĞERLERİ / PERFORMANCE VALUES

ISI YALITIM DEĞERİ (UF) / THERMAL INSULATION VALUE (UF)	EN 10077-2
Kapaklı / With cape profile	2,11 W/m ² k
Silikon / Structural glazing	2,74 W/m ² k

UYGULAMA SEÇENEKLERİ / APPLICATION OPTIONS

KAPAKLI CEPHE / CURTAIN WALL WITH CAP	•
SİLİKON CEPHE / STRUCTURAL GLAZING	•
YARI KAPAKLI CEPHE / TWO SIDE	•
DIŞA AÇILIR GİZLİ KANAT / OUTWARD OPENING HIDDEN VENT	•

MİMARİ KATALOG

ARCHITECTURAL CATALOGUE

Alüminyum Kapı Pencere ve Giydirme Cephe Sistemleri
Aluminium Window Doors and Facade Systems



Rescara Sistem Detayları
Rescara System Details

E50

PROFİLLER

PROFILES

01

02

03

04

05

06

07

08

09

10

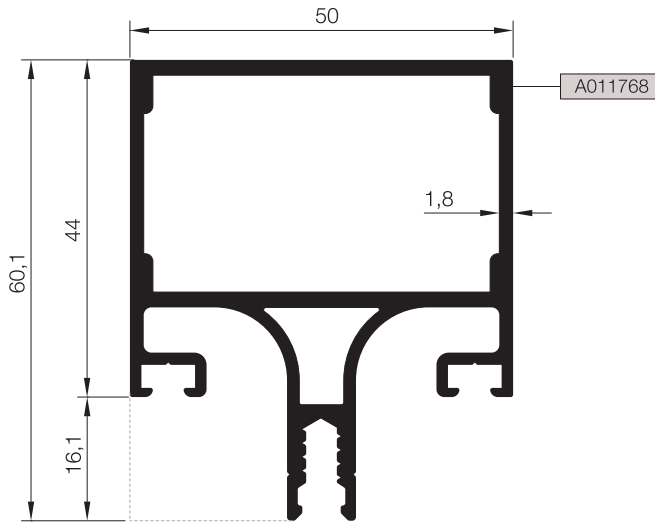
DÜŞEY PROFİLLER

MULLION PROFILES

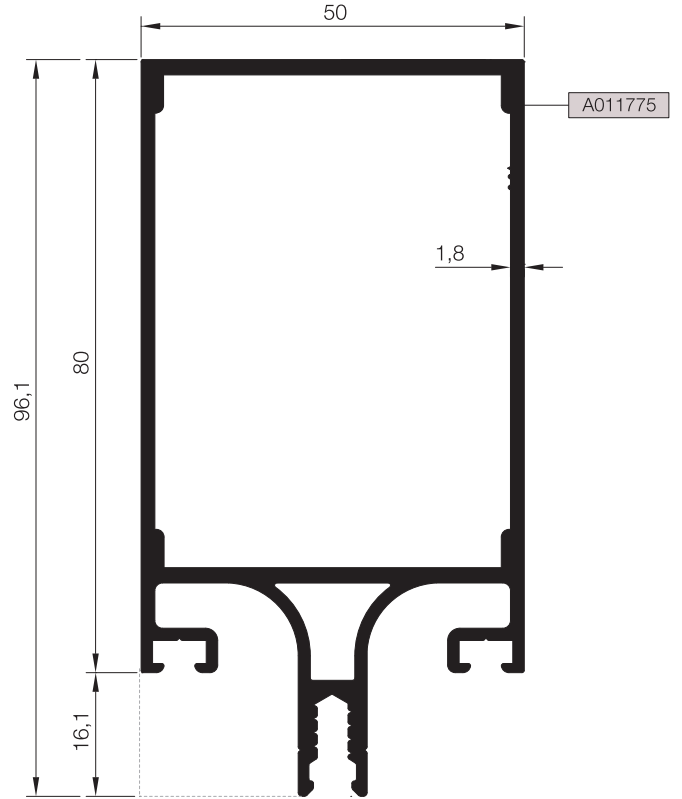
E50

KOD / CODE	AĞIRLIK (kg/m) / WEIGHT	Jxx cm ⁴	Jyy cm ⁴	Wx cm ³	Wy cm ³	L m	
E50 M 12	1,798	61,851	22,873	13,806	9,149	6	
E50 M 13	1,448	15,914	15,375	4,764	6,150	6	

E50 M 13



E50 M 12



Nr	DÜŞEY BAĞLANTI PROFİLİ / MULLION CONNECTION PROFILE				KESİM ÖLÇÜSÜ CUTTING SIZE
	PROFİL KODU / PROFILE CODE	AKSESUAR KODU / ACCESSORY CODE			
E50 M 12	A011775	R50 C 05	06.01.32		63,8 mm
E50 M 13	A011768	R50 C 05	06.01.33		27,8 mm

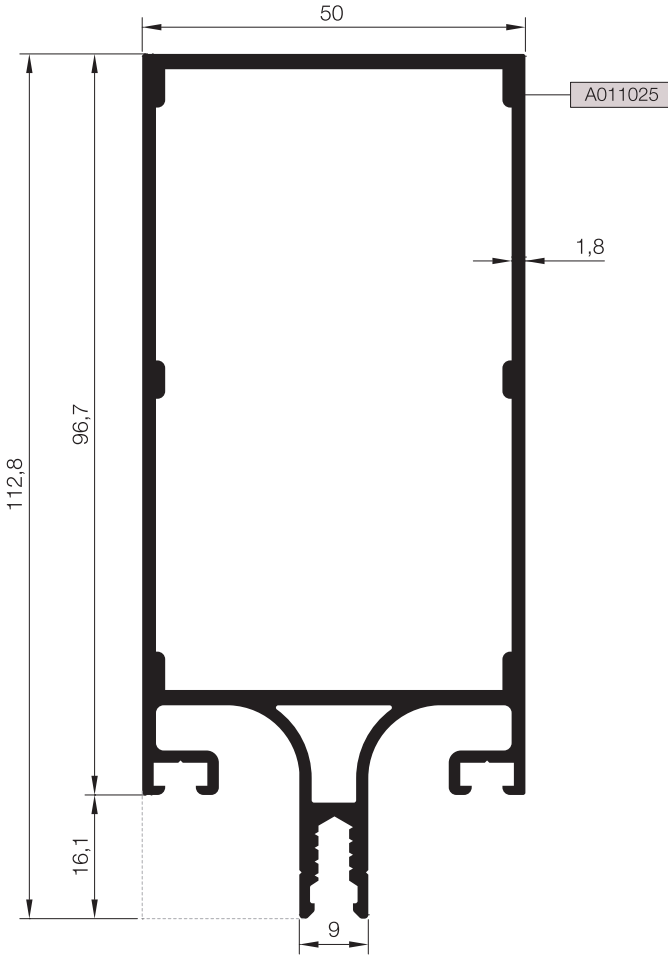
DÜŞEY PROFİLLER

MULLION PROFILES

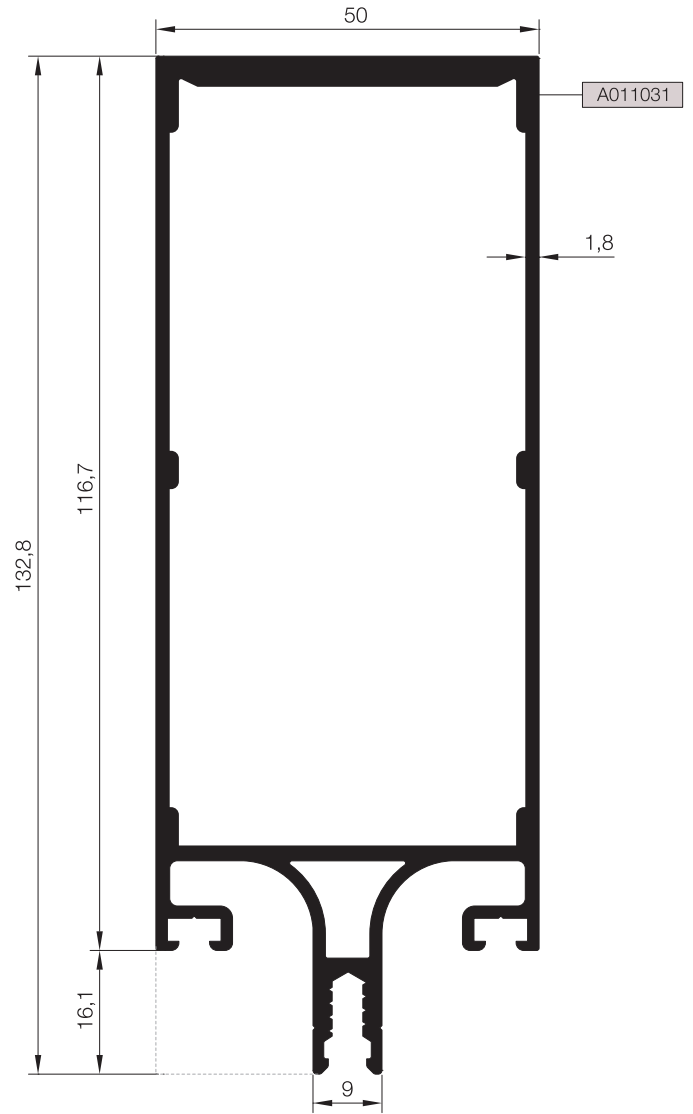
E50

KOD / CODE	AĞIRLIK (kg/m) / WEIGHT	Jxx cm4	Jyy cm4	Wx cm3	Wy cm3	L m	
E50 M 02	1,992	97,340	26,972	16,881	10,789	6	
E50 M 03	2,437	188,046	32,821	26,611	13,128	6	

E50 M 02



E50 M 03



Nr	DÜŞEY BAĞLANTI PROFİLİ / MULLION CONNECTION PROFILE				KESİM ÖLÇÜSÜ CUTTING SIZE	
	PROFİL KODU / PROFILE CODE	AKSESUAR KODU / ACCESSORY CODE				
E50 M 02	A011025	R50 C 05		06.01.02		80,5 mm
E50 M 03	A011031	R50 C 05		06.01.11		100,5 mm

01

02

03

04

05

06

07

08

09

10

DÜŞEY PROFİLLER

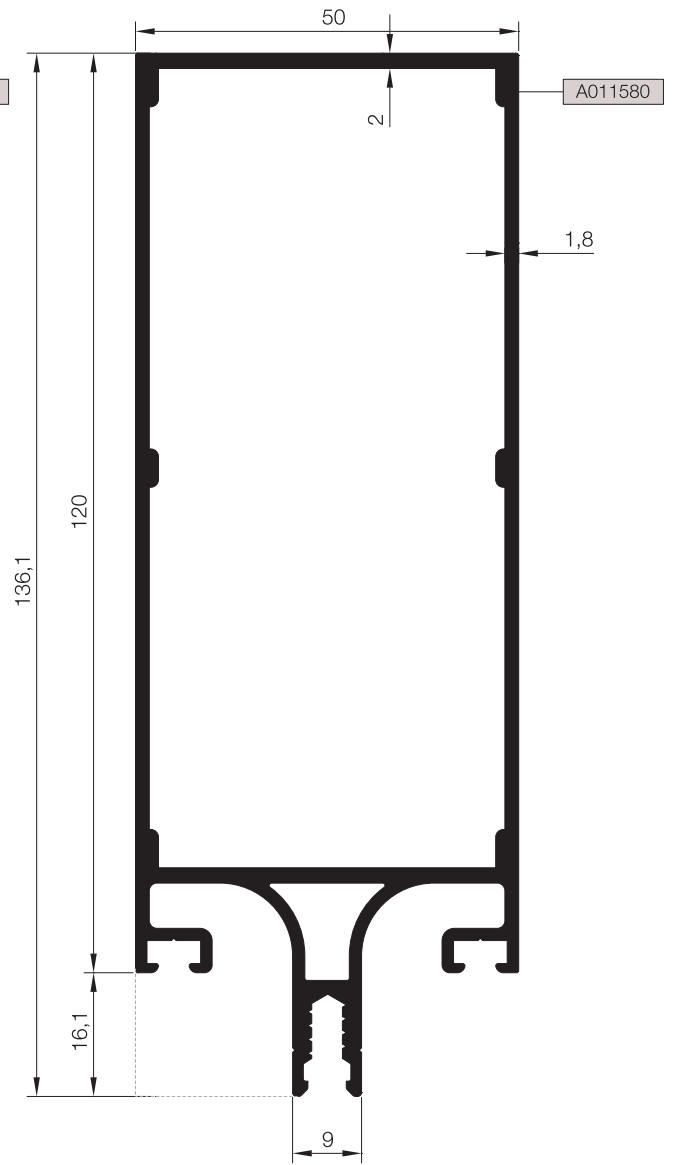
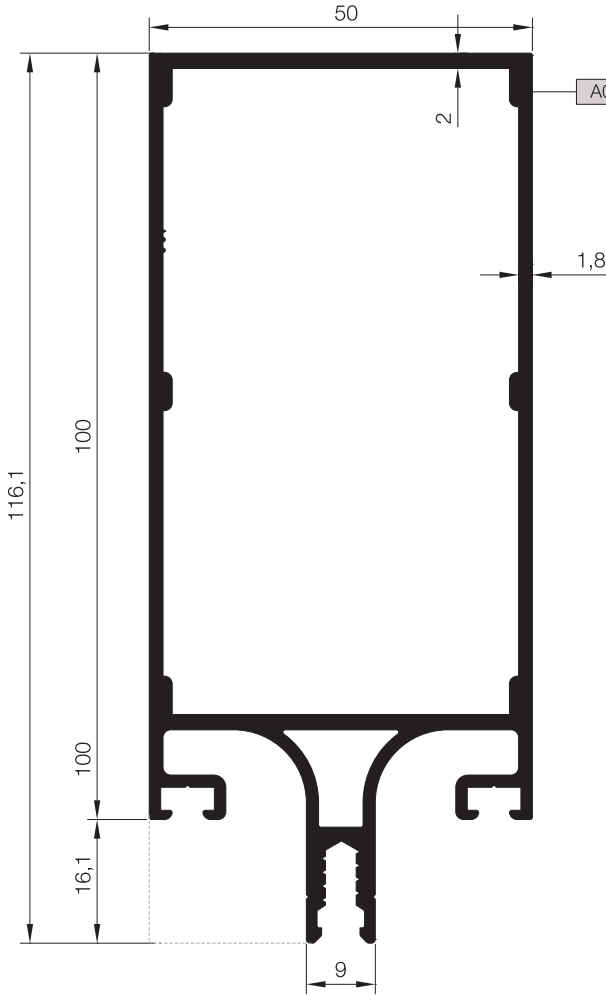
MULLION PROFILES

E50

KOD / CODE	AĞIRLIK (kg/m) / WEIGHT	Jxx cm ⁴	Jyy cm ⁴	Wx cm ³	Wy cm ³	L m	
E50 M 09	2,025	105,048	27,680	18,559	11,072	6	
E50 M 10	2,220	163,067	31,844	24,933	12,737	6	

E50 M 09

E50 M 10



Nr	DÜŞEY BAĞLANTI PROFİLİ / MULLION CONNECTION PROFILE				KESİM ÖLÇÜSÜ CUTTING SIZE
	PROFİL KODU / PROFILE CODE	AKSESUAR KODU / ACCESSORY CODE			
E50 M 09	A011579	R50 C 05	06.01.27		83,8 mm
E50 M 10	A011580	R50 C 05	06.01.28		103,8 mm

DÜŞEY PROFİLLER

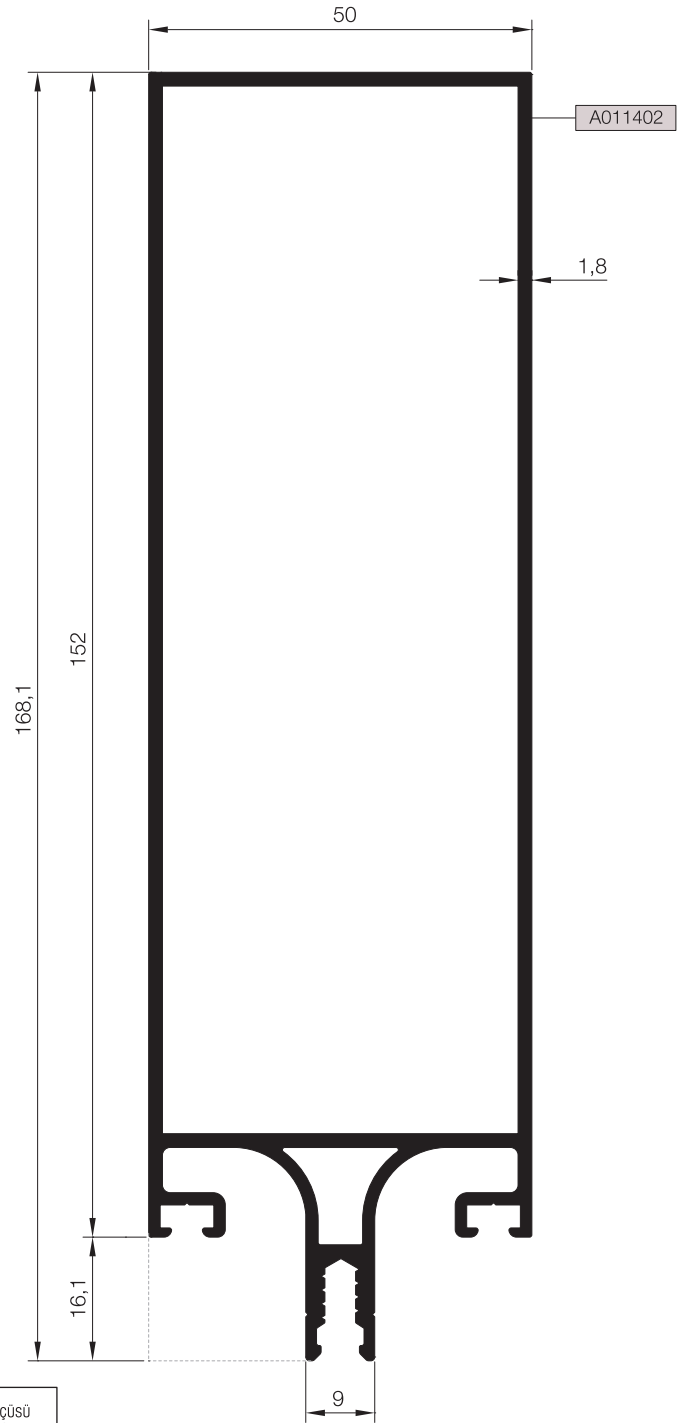
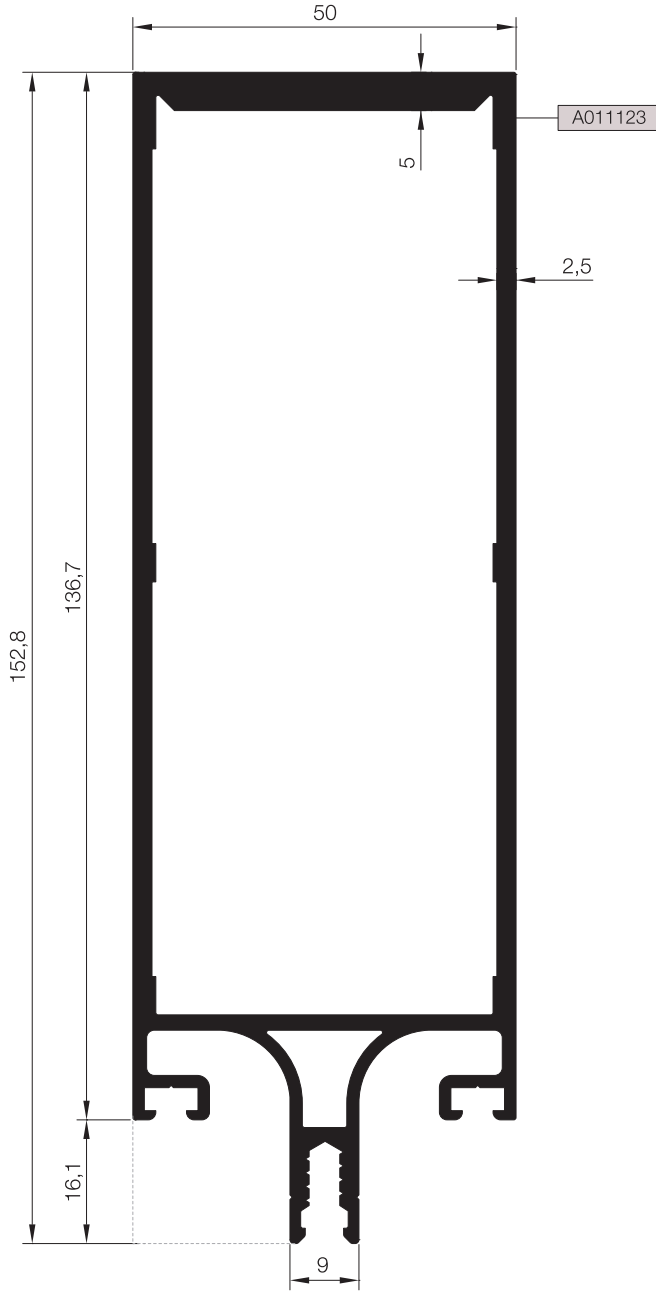
MULLION PROFILES

E50

KOD / CODE	AĞIRLIK (kg/m) / WEIGHT	Jxx cm4	Jyy cm4	Wx cm3	Wy cm3	L m	
E50 M 04	3,139	306,014	45,218	36,561	18,087	6	
E50 M 05	2,388	268,608	36,450	34,130	14,580	6	

E50 M 04

E50 M 05



Nr	DÜŞEY BAĞLANTI PROFİLİ / MULLION CONNECTION PROFILE					KESİM ÖLÇÜSÜ CUTTING SIZE
	PROFİL KODU / PROFILE CODE	AKSESUAR KODU / ACCESSORY CODE				
E50 M 04	A011123	R50 C 05		06.01.04		117,5 mm
E50 M 05	A011402	R50 C 05		06.01.25		136,2 mm

01

02

03

04

05

06

07

08

09

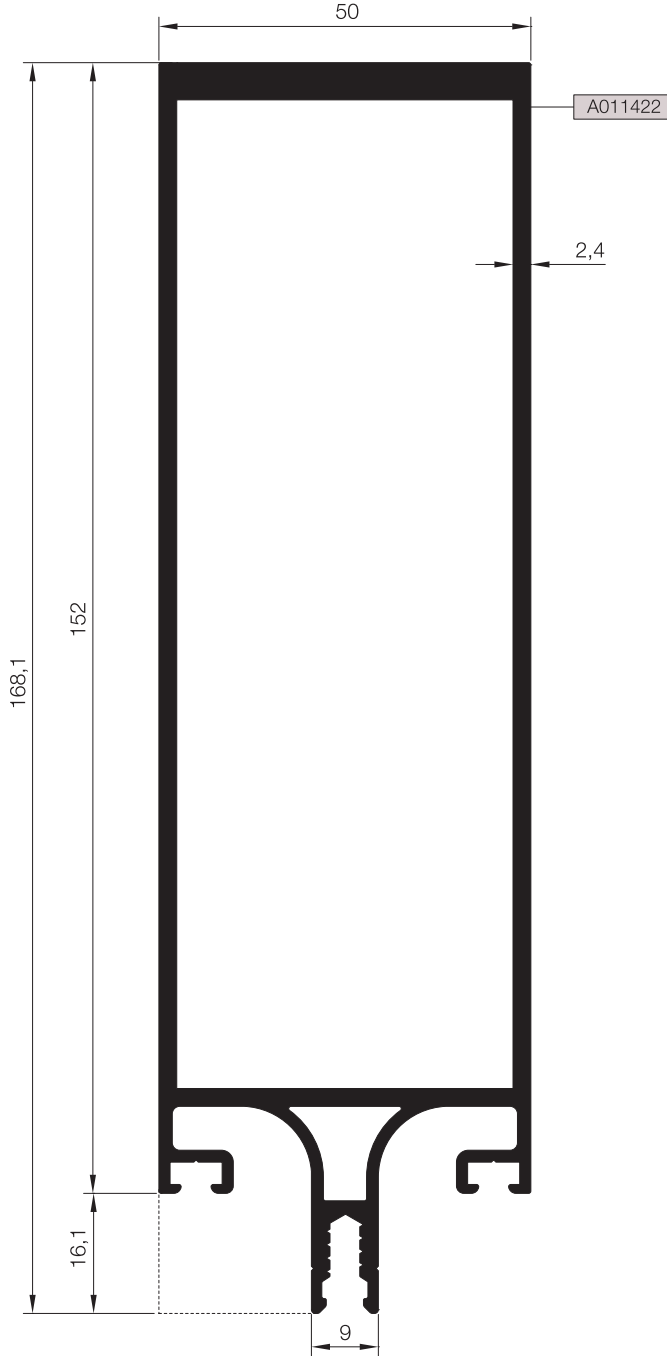
10

DÜŞEY PROFİLLER
MULLION PROFILES

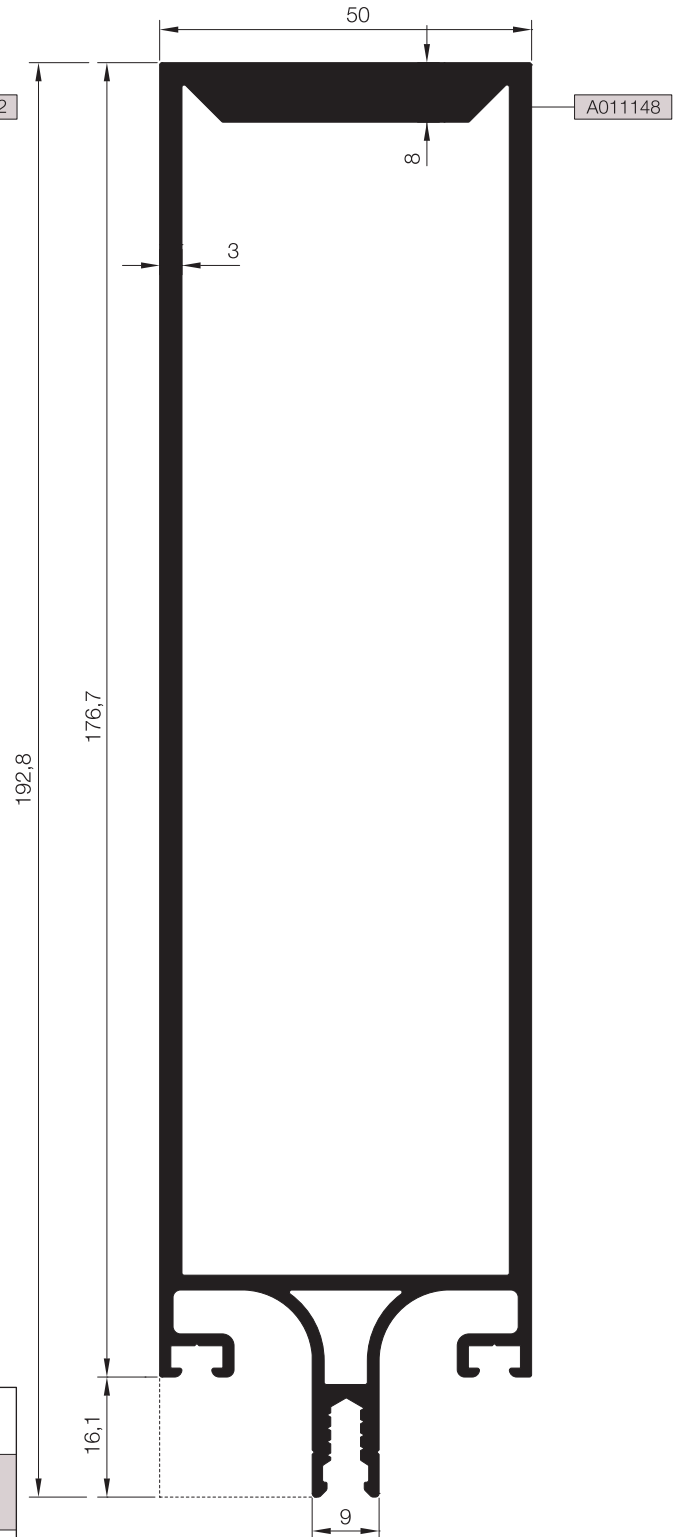
E50

KOD / CODE	AĞIRLIK (kg/m) / WEIGHT	Jxx cm ⁴	Jyy cm ⁴	Wx cm ³	Wy cm ³	L m	
E50 M 06	4,361	665,914	64,750	60,781	25,900	6	
E50 M 07	3,297	396,871	47,977	43,853	19,190	6	

E50 M 07



E50 M 06

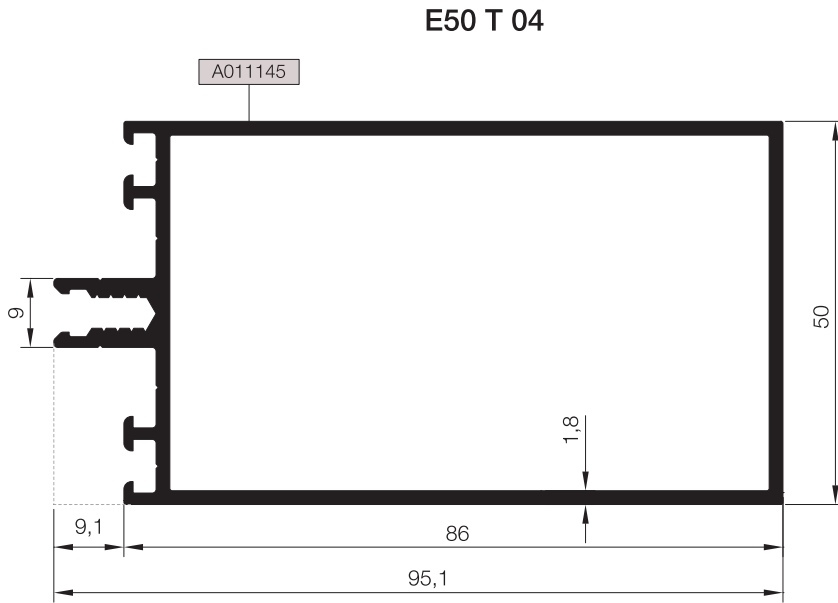
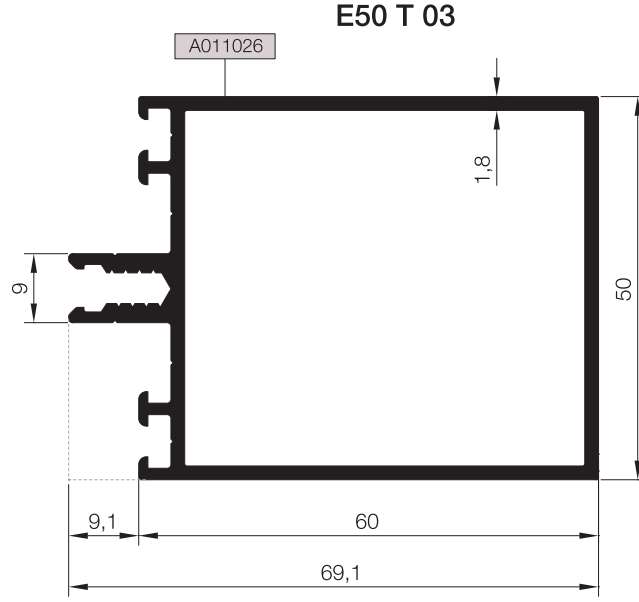


Nr	DÜŞEY BAĞLANTI PROFİLİ / MULLION CONNECTION PROFILE				KESİM ÖLÇÜSÜ CUTTING SIZE	
	PROFİL KODU / PROFILE CODE	AKSESUAR KODU / ACCESSORY CODE				
E50 M 06	A011148	R50 C 05		06.01.06		154,5 mm
E50 M 07	A011422	R50 C 05		06.01.26		132,4 mm

YATAY PROFİLLER TRANSOM PROFILES

E50

KOD / CODE	AĞIRLIK (kg/m) / WEIGHT	Jxx cm4	Jyy cm4	Wx cm3	Wy cm3	L m	
E50 T 03	1,252	25,387	16,117	7,327	6,447	6	
E50 T 04	1,505	59,374	21,556	12,224	8,622	6	

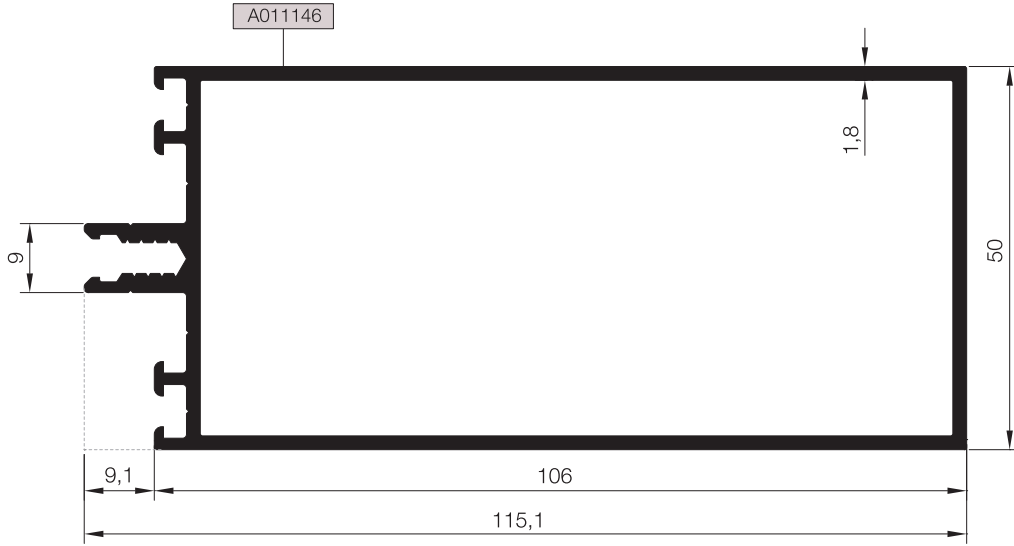


Nr	DÜŞEY BAĞLANTI PROFİLİ / MULLION CONNECTION PROFILE				KESİM ÖLÇÜSÜ CUTTING SIZE
	PROFİL KODU / PROFILE CODE	AKSESUAR KODU / ACCESSORY CODE			
E50 T 03	A011026	R50 C 06	05.02.03		51,9 mm 54,0 mm
		EPDM	03.04.03		
E50 T 04	A011145	R50 C 06	05.02.04		54,0 mm 80,0 mm
		EPDM	03.04.04		

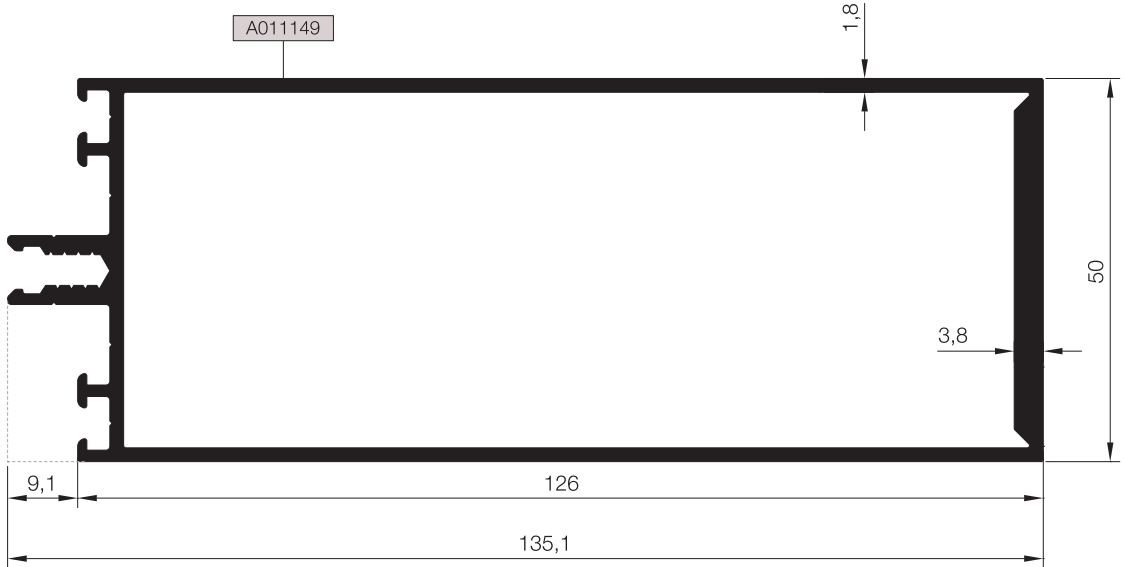
Nr	DÜŞEY BAĞLANTI PROFİLİ / MULLION CONNECTION PROFILE				KESİM ÖLÇÜSÜ CUTTING SIZE
	PROFİL KODU / PROFILE CODE	AKSESUAR KODU / ACCESSORY CODE			
E50 T 03	A011026	R50 C 12	05.03.03		50,9 mm 51,9 mm 55,0 mm
		R50 C 11	05.03.13	03.04.07.T03	
E50 T 04	A011145	R50 C 12	05.03.04		76,9 mm 77,8 mm 81,0 mm
		R50 C 11	05.03.14	03.04.07.T04	

KOD / CODE	AĞIRLIK (kg/m) / WEIGHT	Jxx cm4	Jyy cm4	Wx cm3	Wy cm3	L m	
E50 T 05	1,700	98,056	25,740	16,567	10,296	6	
E50 T 06	2,131	183,984	31,319	25,252	12,528	6	

E50 T 05



E50 T 06



Nr	DÜŞEY BAĞLANTI PROFİLİ / MULLION CONNECTION PROFILE					KESİM ÖLÇÜSÜ CUTTING SIZE
	PROFİL KODU / PROFILE CODE	AKSESUAR KODU / ACCESSORY CODE				
E50 T 05	A011146	R50 C 06 EPDM	05.02.05 03.04.05			97,8 mm 100,0 mm
E50 T 06	A011149	R50 C 06 EPDM	05.02.06 03.04.06			115,8 mm 120,0 mm

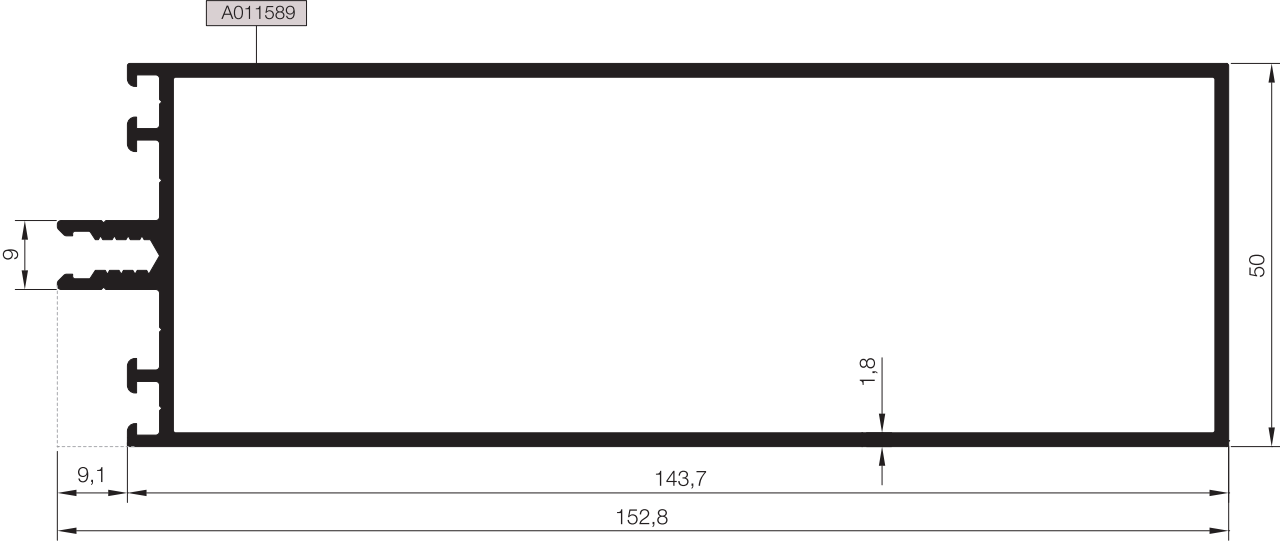
Nr	DÜŞEY BAĞLANTI PROFİLİ / MULLION CONNECTION PROFILE					KESİM ÖLÇÜSÜ CUTTING SIZE
	PROFİL KODU / PROFILE CODE	AKSESUAR KODU / ACCESSORY CODE				
E50 T 05	A011146	R50 C 12 R50 C 11 EPDM	05.03.05 05.03.15 03.04.07.T05			96,9 mm 97,8 mm 101,0 mm
E50 T 06	A011149	R50 C 12 R50 C 11 EPDM	05.03.06 05.03.16 03.04.07.T06			116,9 mm 115,8 mm 120,0 mm

YATAY PROFİLLER
TRANSOM PROFILES

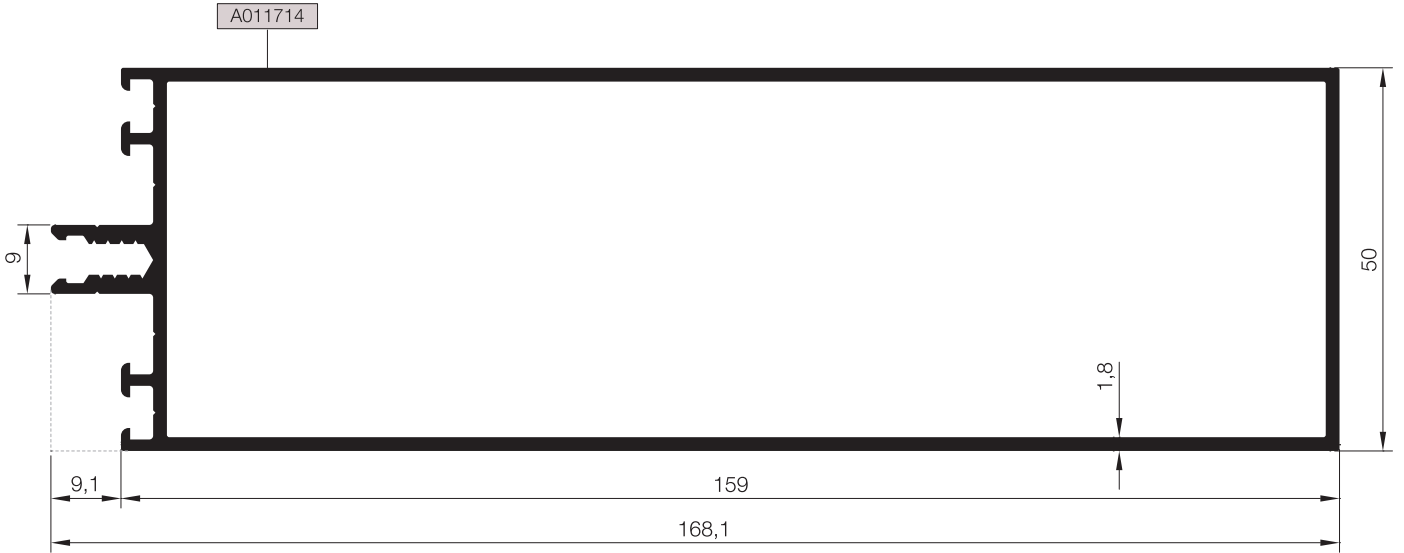
E50

KOD / CODE	AĞIRLIK (kg/m) / WEIGHT	Jxx cm ⁴	Jyy cm ⁴	Wx cm ³	Wy cm ³	L m	
E50 T 09	2,068	206,142	33,626	27,894	13,450	6	
E50 T 10	2,217	264,919	36,827	32,585	14,730	6	

E50 T 09



E50 T 10



Nr	DÜŞEY BAĞLANTI PROFİLİ / MULLION CONNECTION PROFILE				KESİM ÖLÇÜSÜ CUTTING SIZE
	PROFİL KODU / PROFILE CODE	AKSESUAR KODU / ACCESSORY CODE			
E50 T 09	A011589	R50 C 06	05.02.11	135,5 mm	
		EPDM	03.04.10	137,5 mm	
E50 T 10	A011714	R50 C 06	05.02.14	150,8 mm	
		EPDM	03.04.09	153,0 mm	

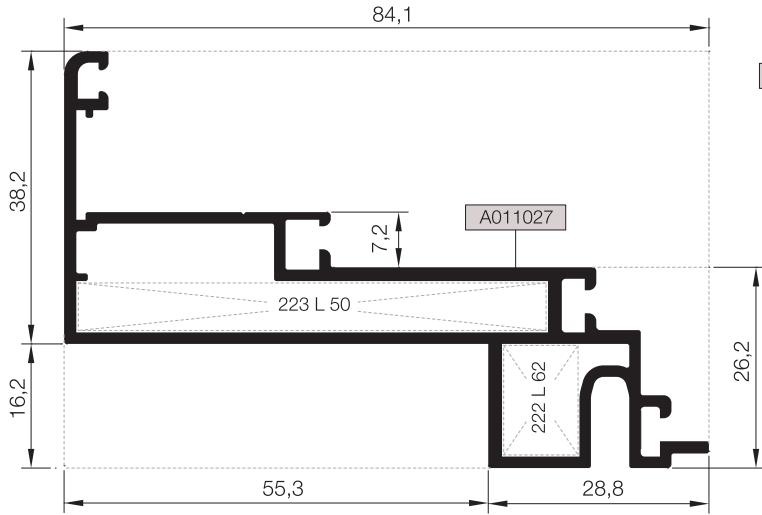
KASA, KANAT VE TİJ PROFİLLER

FRAME, VENT AND SLIDING ROD PROFILES

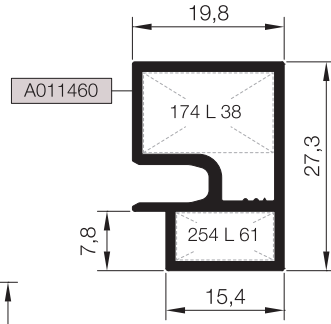
E50

KOD / CODE	AĞIRLIK (kg/m) / WEIGHT	Jxx cm ⁴	Jyy cm ⁴	KOD / CODE	AĞIRLIK (kg/m) / WEIGHT	L m	
E50 H 10	1,250	33,033	7,194	25 I 04	0,153	6	
AR50V16	1,238	12,332	5,527	25 I 07	0,143	6	
E50 V 02	0,337	----	----				
E50 V 03	0,383	----	----				

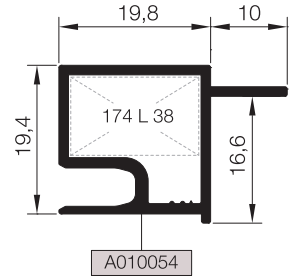
E50 H 10



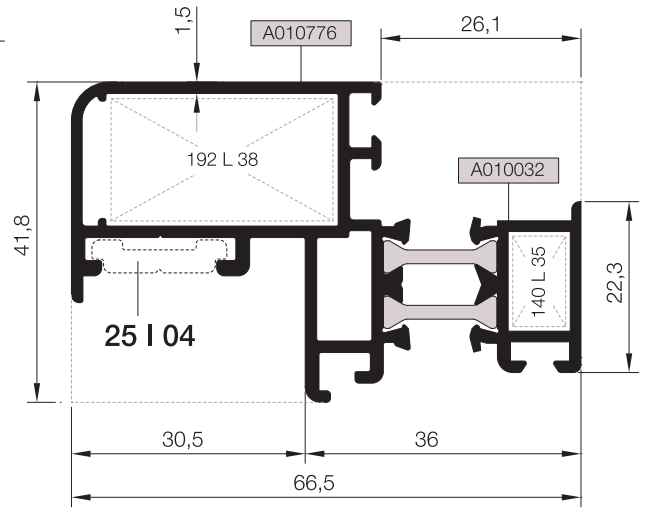
E50 V 03



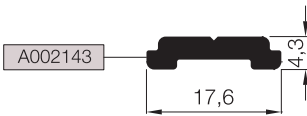
E50 V 02



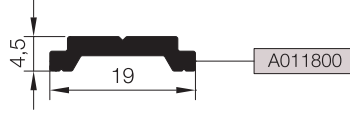
AR50V16*



25 I 04



25 I 07**



*AR50V16 KODLU PROFİL BONDING İŞLEMİNE UYGUN ÖZEL ELOKSALLI SİPARİŞ EDİLMELİDİR.
THE PROFILES AR50V16 MUST BE ORDERED WITH SPECIAL ANODIZED SUITABLE FOR BONDING PROCESS

**GIESSE KOL VE KİLİTLEME AKSESUARLARI SADECE 25 I 07 TİJ PROFİLİ İLE KULLANILMALIDIR.
GIESSE HANDLE AND LOCKING ACCESSORIES SHOULD BE USED WITH ONLY 25 I 07 ROD PROFILE

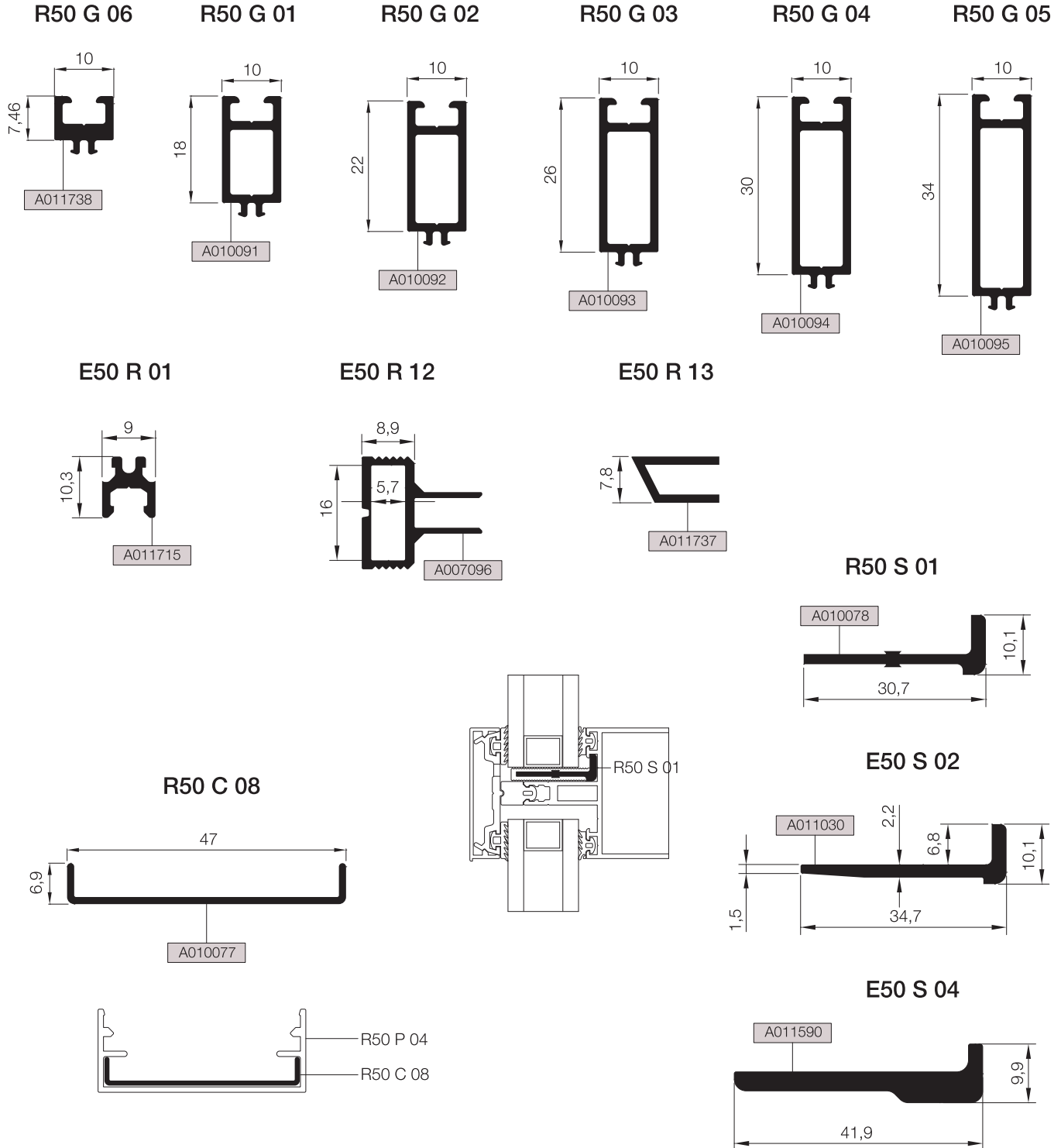
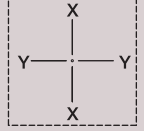
Nr		L m	KESİM ÖLÇÜSÜ CUTTING SIZE	AKS. KODU ACS. CODE
AR50V16	A010776	25 L 38 (A002074)	29,9 mm	192 L 38
	A010032	25 L 35 (A010076)	7,8 mm	140 L 35
E50 V 02	A011054	25 L 38 (A002074)	10,3 mm	174 L 38
E50 V 03	A011460	25 L 38 (A002074)	10,3 mm	174 L 38
		25 L 61 (A001034)	6,3 mm	254 L 61
E50 H 10	A011027	25 L 50 (A010838)	61,0 mm	223 L 50
		25 L 62 (A002442)	9,7 mm	222 L 62

ÇITA, ADAPTÖR VE CAM DESTEK PROFİLLERİ

GLAZING BEAD, ADAPTER AND GLASS SUPPORT PROFILES

E50

KOD / CODE	AĞIRLIK (kg/m) / WEIGHT	L m	KOD / CODE	AĞIRLIK (kg/m) / WEIGHT	L m
R50 G 01	0,219	6	E50 R 01	0,116	6
R50 G 02	0,249	6	E50 R 12	0,265	6
R50 G 03	0,280	6	E50 R 13	0,119	6
R50 G 04	0,310	6	R50 C 08	0,187	6
R50 G 05	0,340	6	E50 S 02	0,252	6
R50 G 06	0,136	6	R50 S 01	0,207	6
			E50 S 04	0,470	6



01

02

03

04

05

06

07

08

09

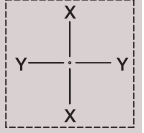
10

DÜŞEY VE YATAY BAĞLANTI PROFİLLERİ

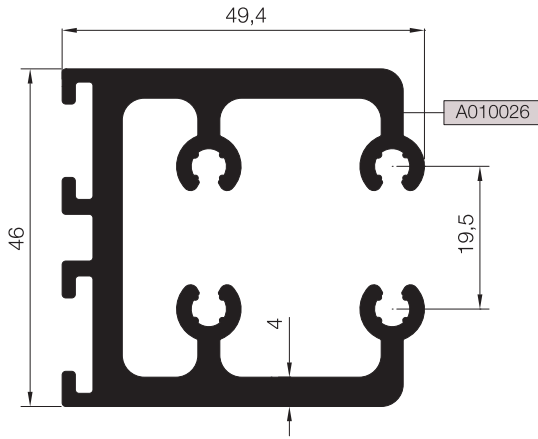
MULLION AND TRANSOM CONNECTION PROFILES

E50

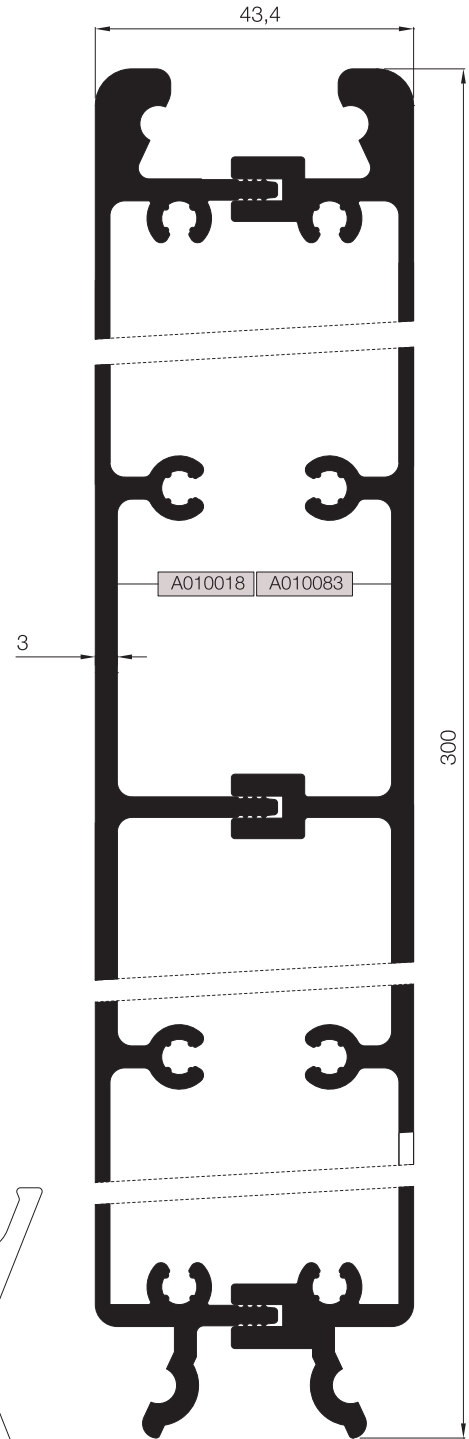
KOD / CODE	AĞIRLIK (kg/m) / WEIGHT	L m	KOD / CODE	AĞIRLIK (kg/m) / WEIGHT	L m
R50 C 05	6,552	6	R50 C 12	0,548	6
R50 C 06	2,033	6			
R50 C 10	1,715	6			
R50 C 11	1,813	6			



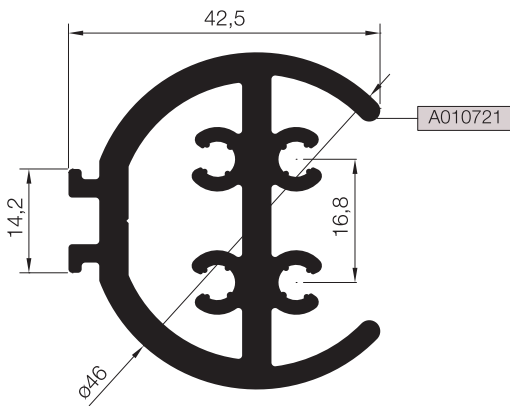
R50 C 06



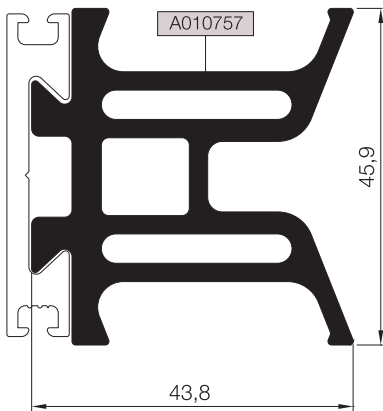
R50 C 05



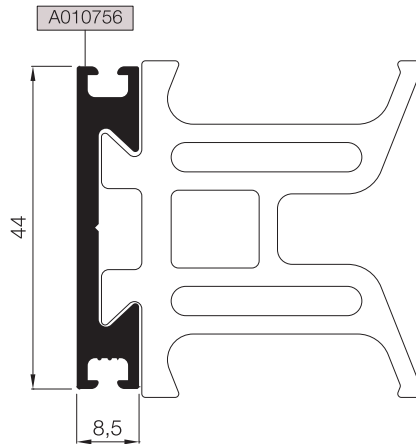
R50 C 10



R50 C 11



R50 C 12



STOKTA BULUNAN SİSTEM PROFİLLERİNİN LİSTESİ (LIST OF SYSTEM PROFILES IN STOCK)

Nr		MIN. SİPARİŞ MİKTARI MIN. ORDER QUANTITY
R50 C 05	A010018	75 kg
	A010083	75 kg
AR50V16	A010776	75 kg
	A010032	75 kg
E50 M 09	A011579	75 kg
E50 M 10	A011580	75 kg
E50 T 03	A011026	75 kg
E50 T 04	A011145	75 kg
E50 T 05	A011146	75 kg
E50 T 06	A011149	75 kg
E50 V 03	A011460	75 kg
E50 H 10	A011027	75 kg
E50 S 02	A011030	75 kg

* STOKTA BULUNMAYAN TÜM PROFİLLER İÇİN MINIMUM SİPARİŞ MİKTARI 300*KG'DİR.
MINIMUM ORDER QUANTITY FOR ALL THE PROFILES THAT ARE NOT IN STOCK IS 300 KG.

01

02

03

04

05

06

07

08

09

10

MİMARİ KATALOG

ARCHITECTURAL CATALOGUE

Alüminyum Kapı Pencere ve Giydirme Cephe Sistemleri
Aluminium Window Doors and Facade Systems



Rescara Sistem Detayları
Rescara System Details

E50

DÜŞEY VE YATAY BAĞLANTILAR

MULLION & TRANSOM CONNECTION PIECES

KÖŞE TAKOZLARI

CORNER CLEATS

01

02

03

04

05

06

07

08

09

10

DÜŞEY VE YATAY BAĞLANTILAR

MULLION AND TRANSOM CONNECTION PIECES

E50

KÖŞE TAKOZLARI (CORNER CLEATS)

PROFİL KODU (PROFILE CODE)	25 L 35	25 L 38	25 L 50	25 L 62
FABRİKA KODU (FACTORY CODE)	A010076	A002074	A010838	A002442
AĞIRLIK (WEIGHT)	4,192 kg/m	4,854 kg/m	1,748 kg/m	4,249 kg/m
ÇİZİM (DRAWING)				

PROFİL KODU (PROFILE CODE)	25 L 61			
FABRİKA KODU (FACTORY CODE)	A001034			
AĞIRLIK (WEIGHT)	3,759 kg/m			
ÇİZİM (DRAWING)				

KÖŞE TAKOZLARI (CORNER CLEATS)				
Nr			KESİM ÖLÇÜSÜ CUTTING SIZE	AKS. KODU ACS. CODE
AR50V16	A010776	A002074 (25 L 38)	29,9 mm	192 L 38
	A010032	A010076 (25 L 35)	7,8 mm	140 L 35
E50 H 10	A011027	A010838 (25 L 50)	61,0 mm	223 L 50
		A002442 (25 L 62)	9,7 mm	222 L 62
E50 V 02	A011054	A002074 (25 L 38)	10,3 mm	174 L 38
E50 V 03	A011460	A002074 (25 L 58)	10,3 mm	174 L 38
		A001034 (25 L 61)	6,3 mm	254 L 61

YATAY BAĞLANTI PROFİLLERİ (TRANSOM CONNECTION PROFILES)

PROFİL KODU (PROFILE CODE)	R50 C 06	R50 C 11	R50 C 12	
FABRİKA KODU (FACTORY CODE)	A010026	A010757	A010756	
AĞIRLIK (WEIGHT)	2,033 kg/m	1,813 kg/m	0,548 kg/m	
ÇİZİM (DRAWING)				

DÜŞEY VE YATAY BAĞLANTILAR

MULLION AND TRANSOM CONNECTION PIECES

E50

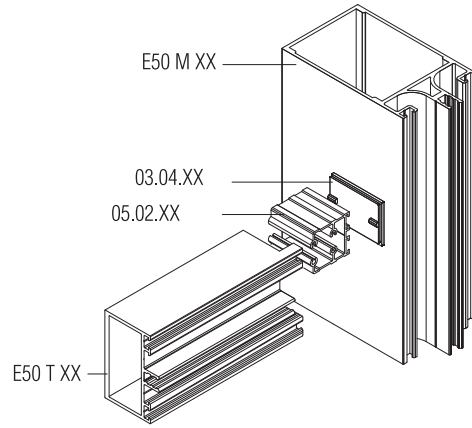
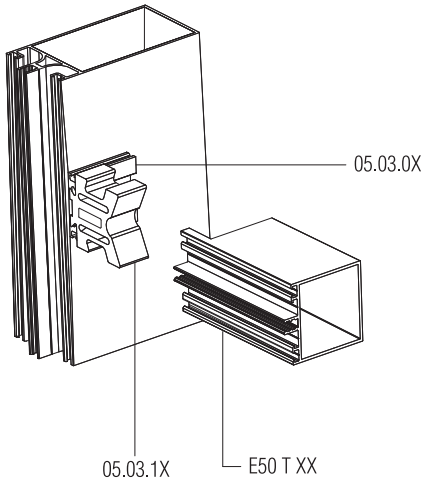
KÖŞE TAKOZLARI (CORNER CLEATS)

KIRLANGIÇ (T) BAĞLANTILAR / T CONNECTIONS

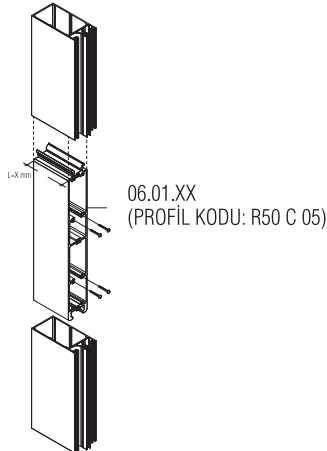
KULLANILDIĞI PROFİL PROFILE	AKSESUAR KODU ACCESSORIES CODE	KESİM ÖLÇÜSÜ CUTTING SIZE
E50 T 03	05.03.03	50,9 mm
	05.03.13	51,9 mm
	03.04.07.T03	55,0 mm
E50 T 04	05.03.04	76,9 mm
	05.03.14	77,8 mm
	03.04.07.T04	81,0 mm
E50 T 05	05.03.05	96,9 mm
	05.03.15	97,8 mm
	03.04.07.T05	101,0 mm
E50 T 06	05.03.06	116,9 mm
	05.03.16	115,8 mm
	03.04.07.T06	120,0 mm

U BAĞLANTILAR / U CONNECTIONS

KULLANILDIĞI PROFİL PROFILE	AKSESUAR KODU ACCESSORIES CODE	KESİM ÖLÇÜSÜ CUTTING SIZE
E50 T 03	05.02.03	51,9 mm
	03.04.03	54,0 mm
E50 T 04	05.02.04	77,8 mm
	03.04.04	80,0 mm
E50 T 05	05.02.05	97,8 mm
	03.04.05	100,0 mm
E50 T 06	05.02.06	115,8 mm
	03.04.06	120,0 mm
E50 T 09	05.02.11	135,5 mm
	03.04.10	137,5 mm
E50 T 10	05.02.14	150,8 mm
	03.04.09	153,0 mm



DÜŞEY BAĞLANTI AKSESUARLARI (MULLION CONNECTION PIECES)



AKSESUAR KODU ACCESSORIES CODE	KESİM ÖLÇÜSÜ CUTTING SIZE	KULLANILDIĞI PROFİL USE IN
06.01.02	80,5 mm	E50 M 02
06.01.03	98,5 mm	E50 M 03
06.01.04	117,5 mm	E50 M 04
06.01.25	136,2 mm	E50 M 05
06.01.06	154,5 mm	E50 M 06
06.01.26	132,4 mm	E50 M 07
06.01.27	83,8 mm	E50 M 09
06.01.28	103,8 mm	E50 M 10

MİMARİ KATALOG

ARCHITECTURAL CATALOGUE

Alüminyum Kapı Pencere ve Giydirme Cephe Sistemleri
Aluminium Window Doors and Facade Systems



Rescara Sistem Detayları
Rescara System Details

E50

DETAYLAR

DETAILS

KAPAKLI CEPHE SİSTEMİ

CAPPED CURTAIN WALL SYSTEM

01

02

03

04

05

06

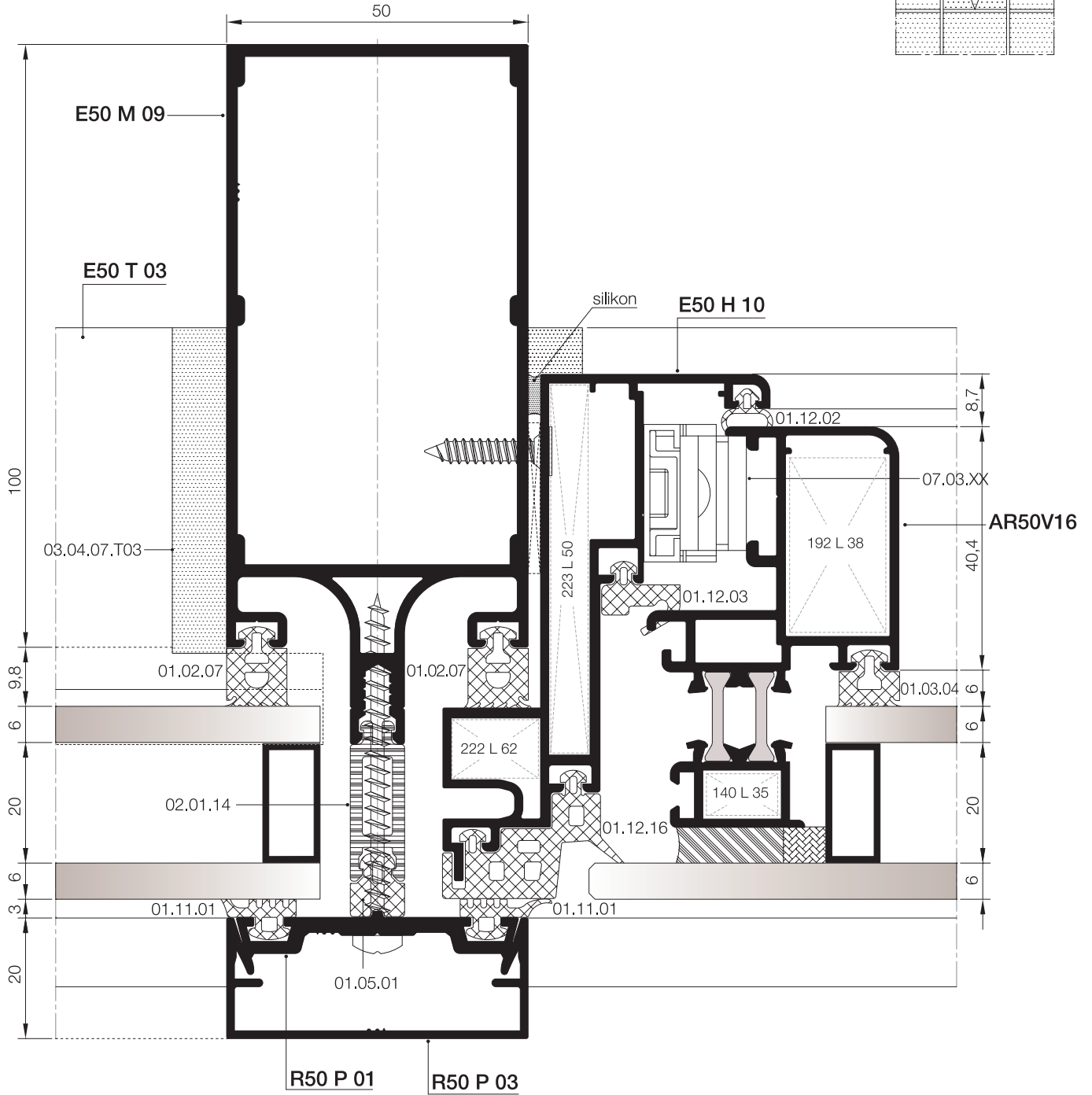
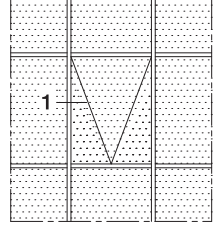
07

08

09

10

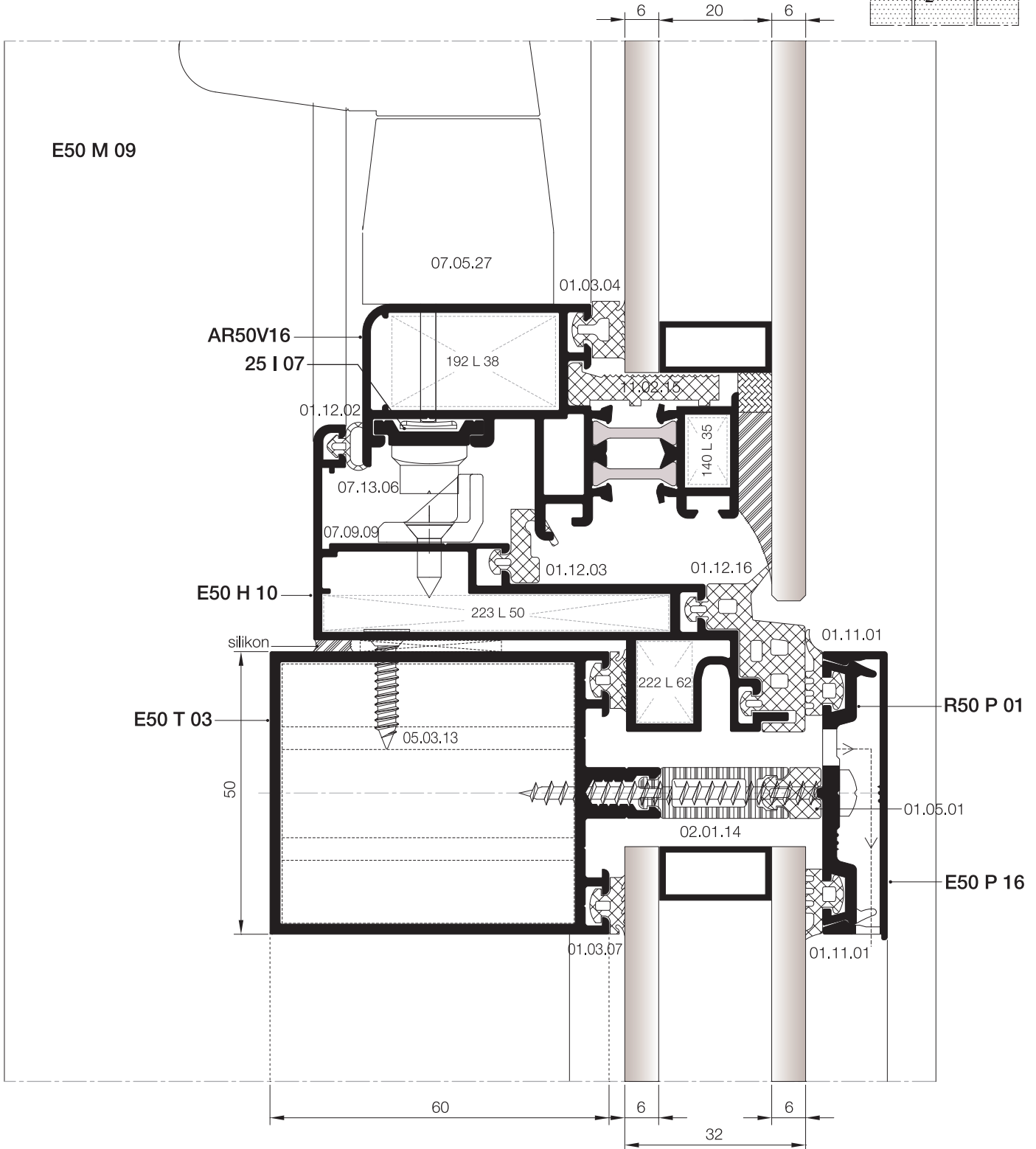
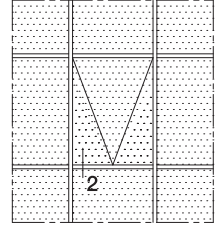
KAPAKLI CEPHE DÜŞEY DETAYI
CURTAIN WALL VERTICAL DETAIL



① DETAYI
DETAIL

DIŞ
(OUTSIDE)

KAPAKLI CEPHE YATAY DETAYI
CURTAIN WALL HORIZONTAL DETAIL



② DETAYI
DETAIL

DIŞ
(OUTSIDE) ➔

MİMARİ KATALOG

ARCHITECTURAL CATALOGUE

Alüminyum Kapı Pencere ve Giydirme Cephe Sistemleri
Aluminium Window Doors and Facade Systems



Rescara Sistem Detayları
Rescara System Details

E50

DETAYLAR

DETAILS

SİLİKON CEPHE SİSTEMİ

STRUCTURAL GLAZING SYSTEM

01

02

03

04

05

06

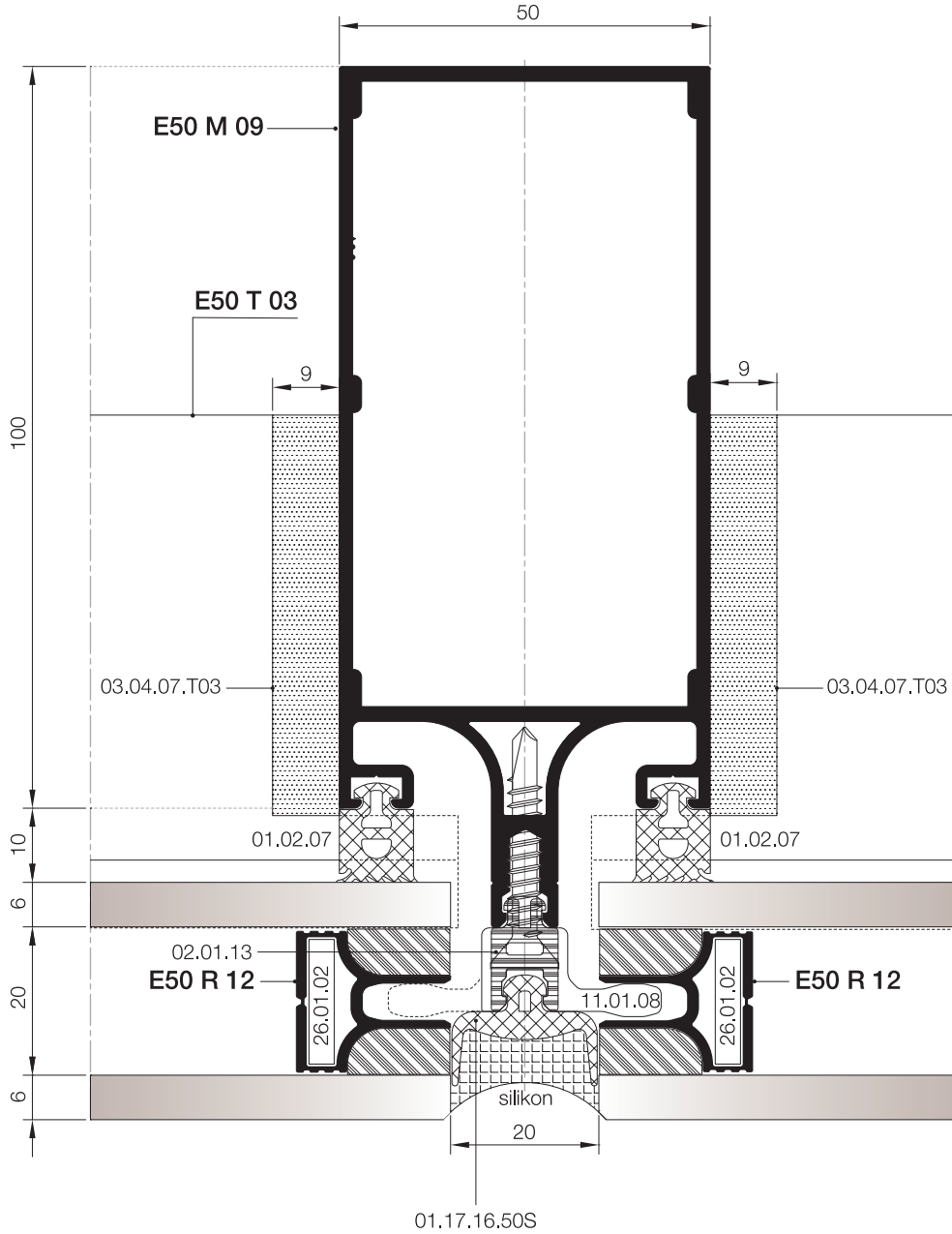
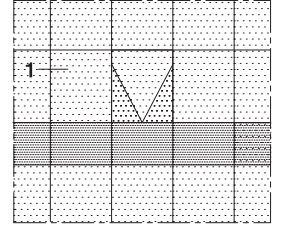
07

08

09

10

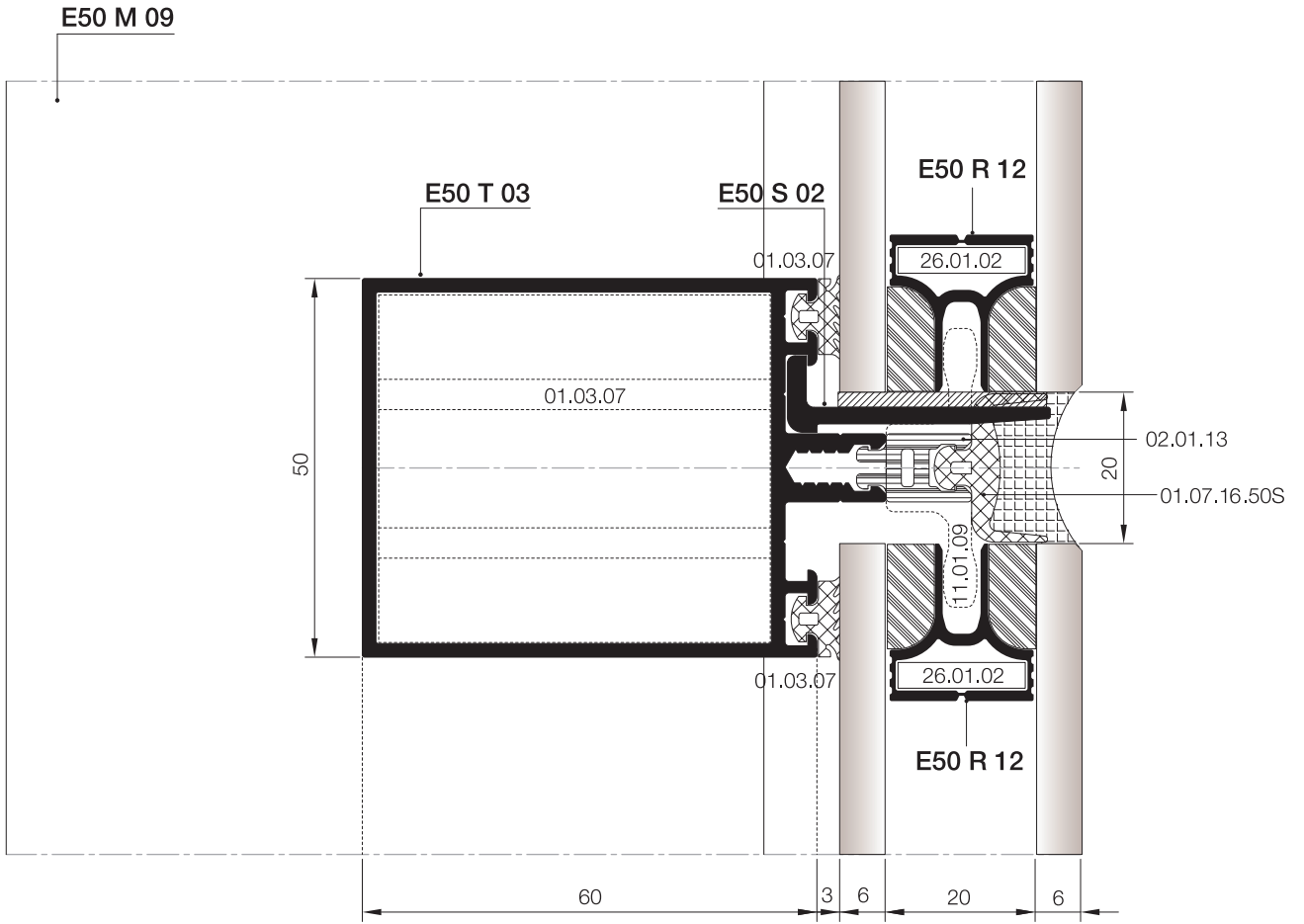
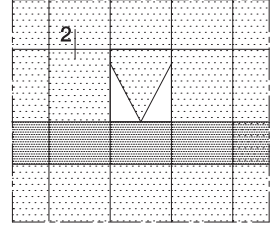
SİLİKON CEPHE DÜŞEY DETAYI
STRUCTURAL GLAZING VERTICAL DETAIL



① DETAYI
DETAIL

▼ DIŞ
(OUTSIDE)

SİLİKON CEPHE YATAY DETAYI
STRUCTURAL GLAZING HORIZONTAL DETAIL



② DETAYI
DETAIL

DIŞ
(OUTSIDE) ➔

01

02

03

04

05

06

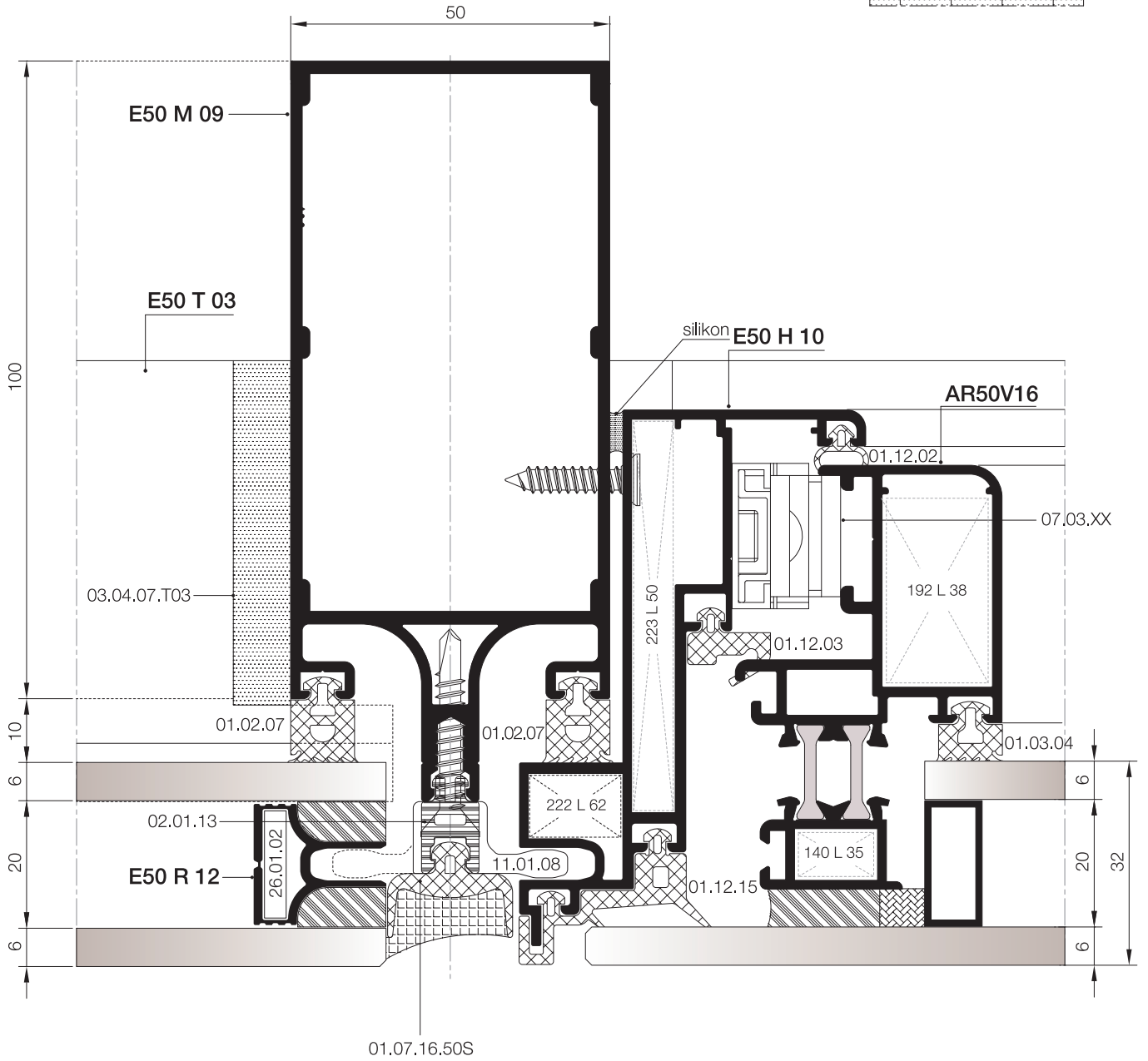
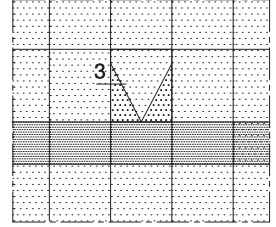
07

08

09

10

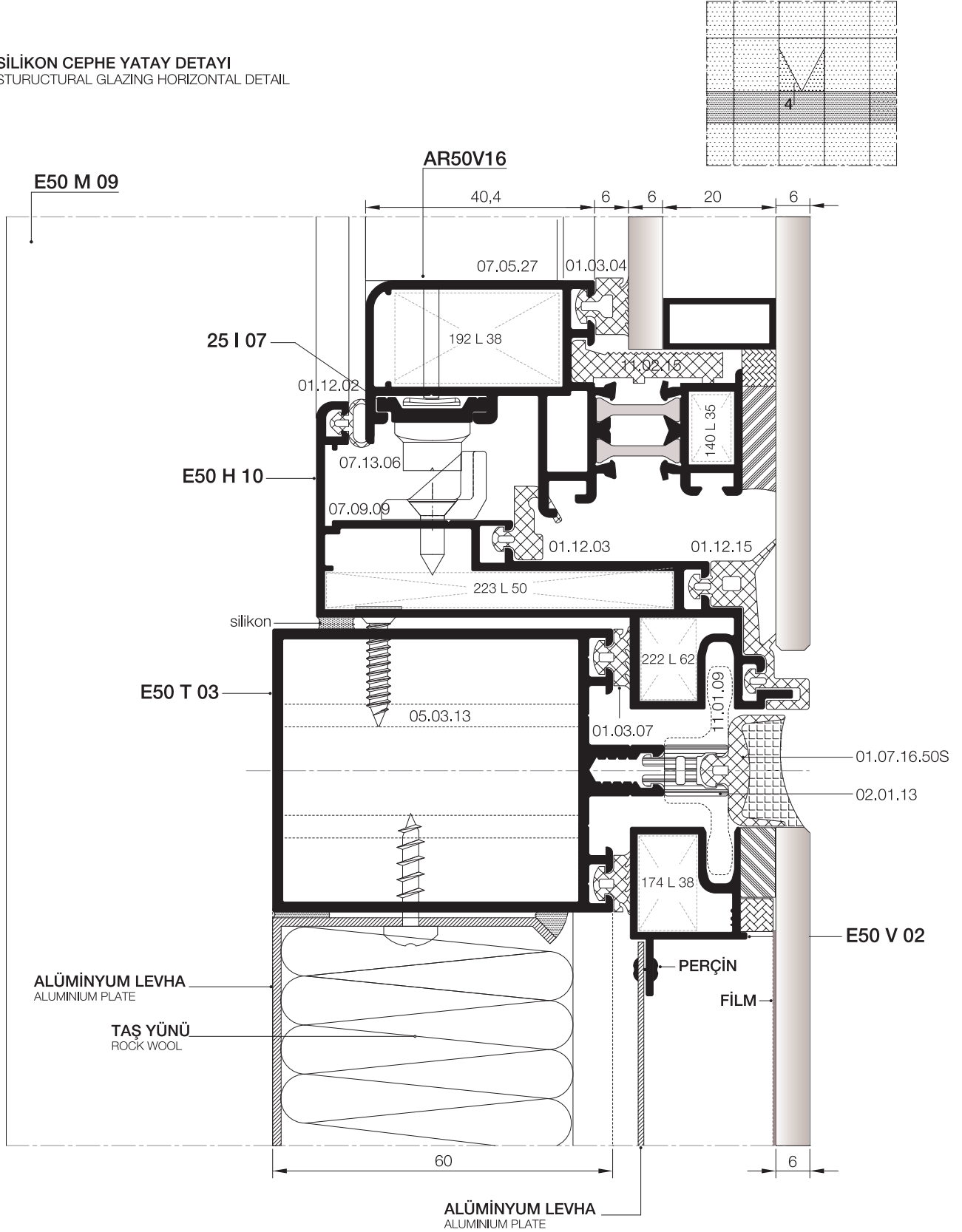
SİLİKON CEPHE DÜŞEY DETAYI
STRUCTURAL GLAZING VERTICAL DETAIL



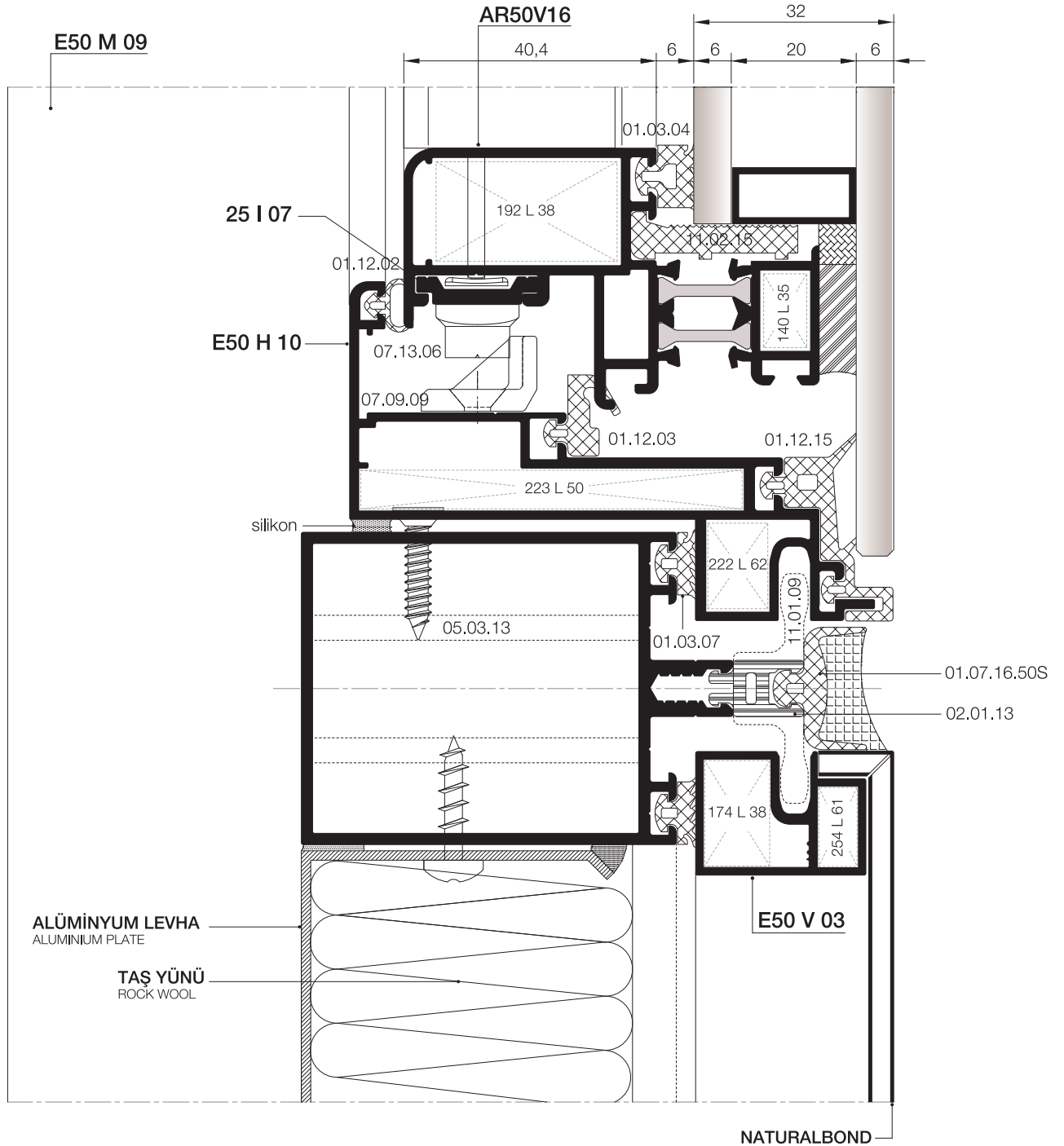
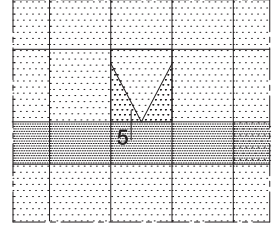
3 DETAYI
DETAIL

DIŞ
(OUTSIDE)

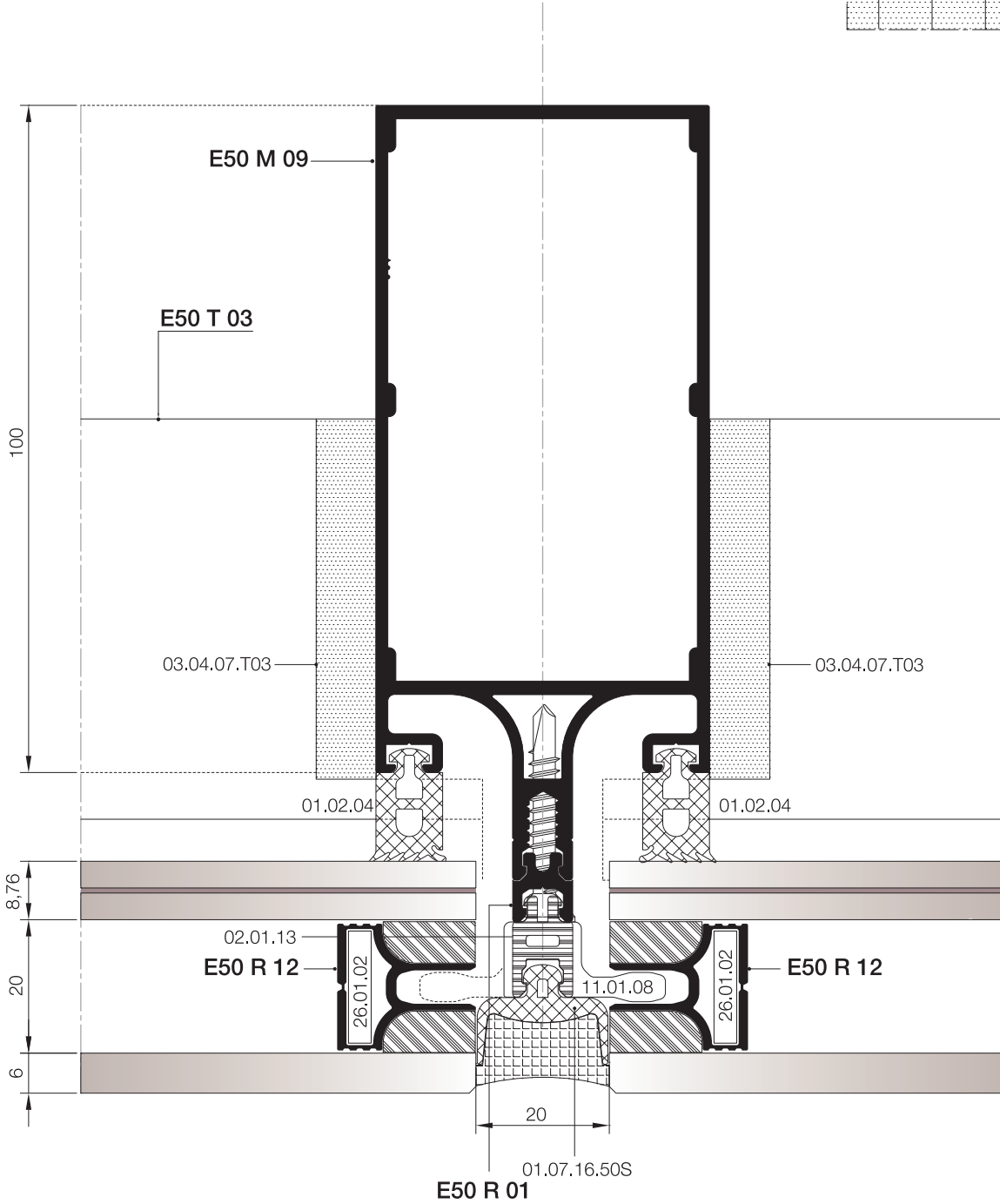
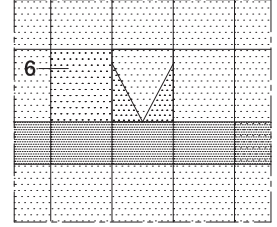
SİLİKON CEPHE YATAY DETAYI
STRUCTURAL GLAZING HORIZONTAL DETAIL



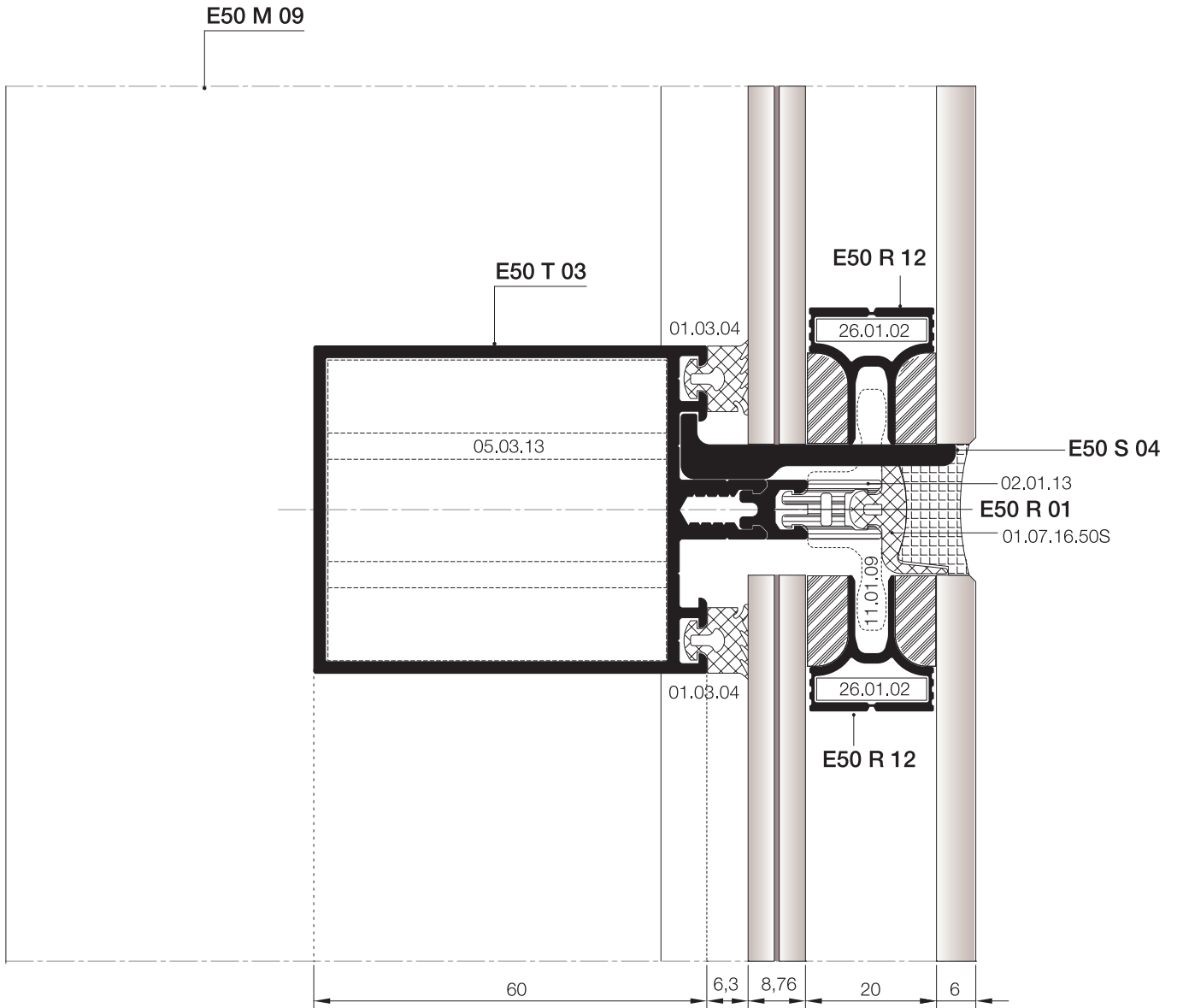
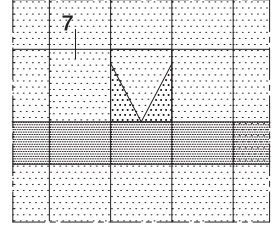
SİLİKON CEPHE YATAY DETAYI
STRUCTURAL GLAZING HORIZONTAL DETAIL



SİLİKON CEPHE DÜŞEY DETAYI
STRUCTURAL GLAZING VERTICAL DETAIL



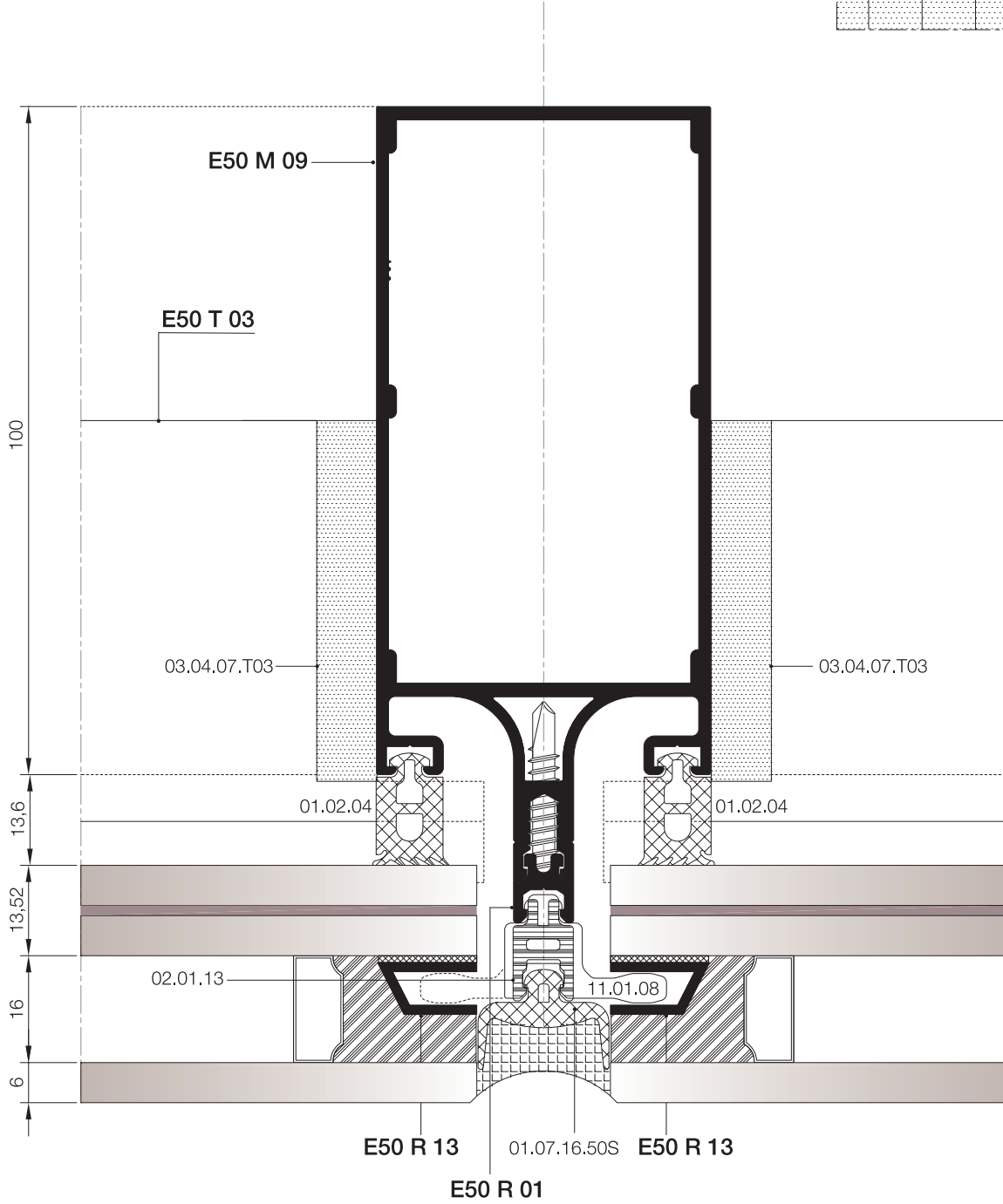
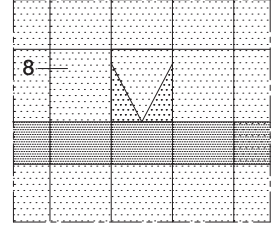
SİLİKON CEPHE YATAY DETAYI
STRUCTURAL GLAZING HORIZONTAL DETAIL



⑦ DETAYI
DETAIL

DIŞ
(OUTSIDE) ➔

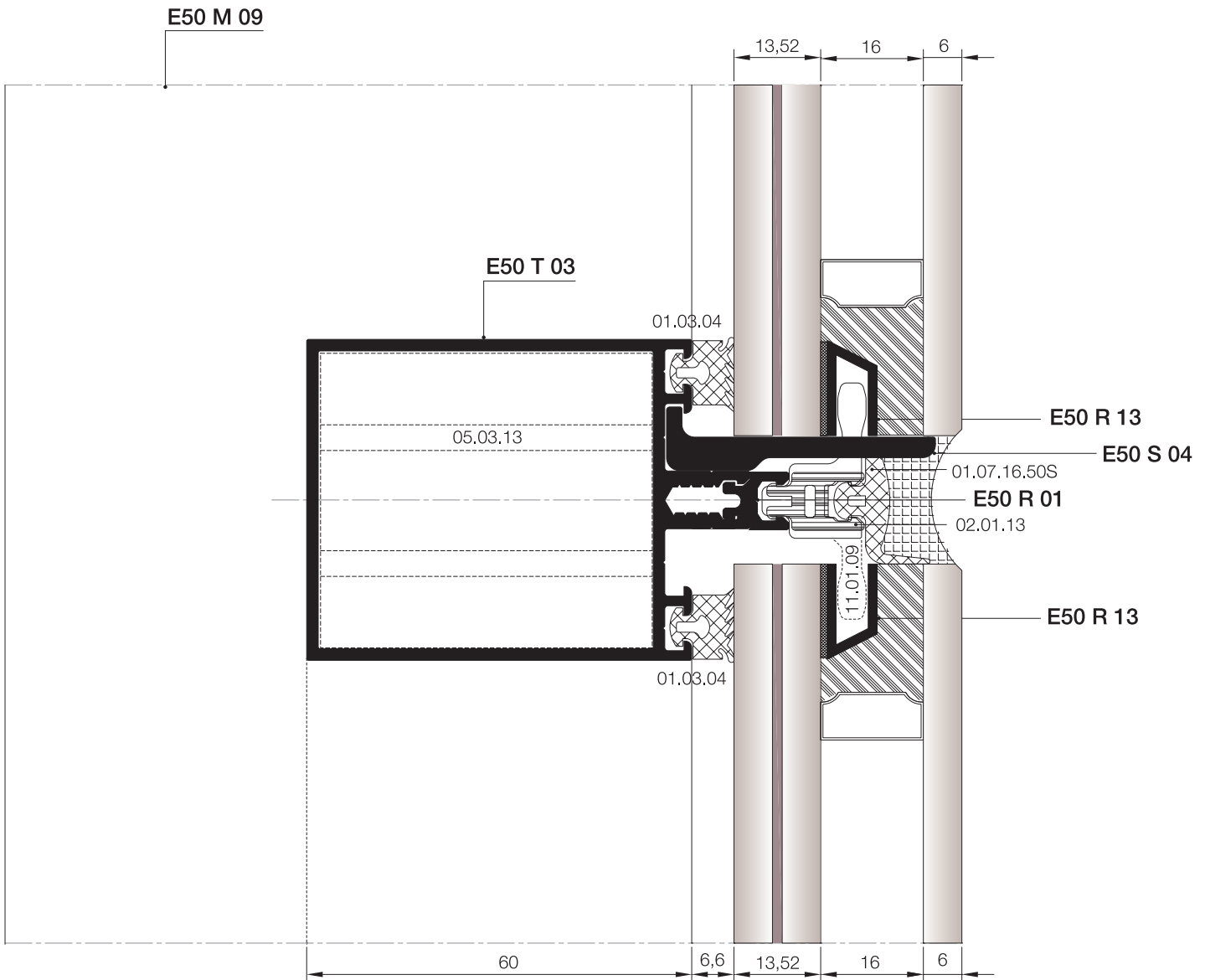
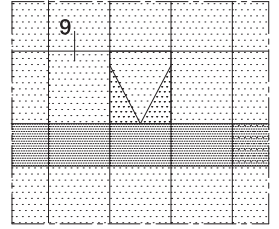
SİLİKON CEPHE DÜŞEY DETAYI
STRUCTURAL GLAZING VERTICAL DETAIL



8 DETAYI
DETAIL

DIŞ
(OUTSIDE)

SİLİKON CEPHE YATAY DETAYI
STRUCTURAL GLAZING HORIZONTAL DETAIL



MİMARİ KATALOG

ARCHITECTURAL CATALOGUE

Alüminyum Kapı Pencere ve Giydirme Cephe Sistemleri
Aluminium Window Doors and Facade Systems



Rescara Sistem Detayları
Rescara System Details

E50

DETAYLAR

DETAILS

YARI KAPAKLI CEPHE SİSTEMİ

SEMI-STRUCTURAL SYSTEM

01

02

03

04

05

06

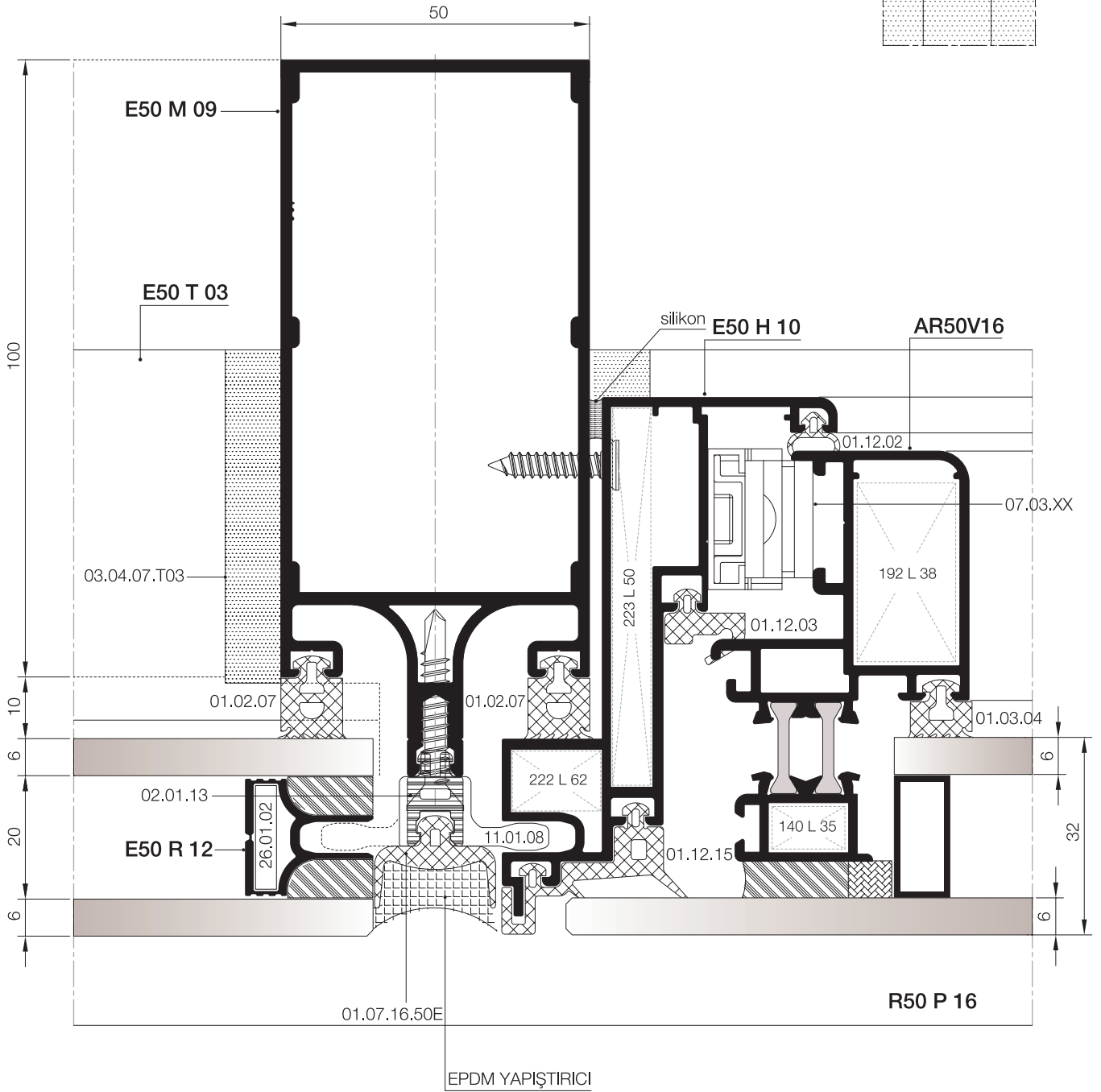
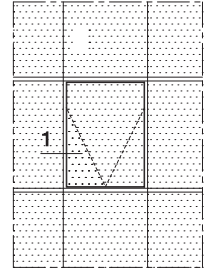
07

08

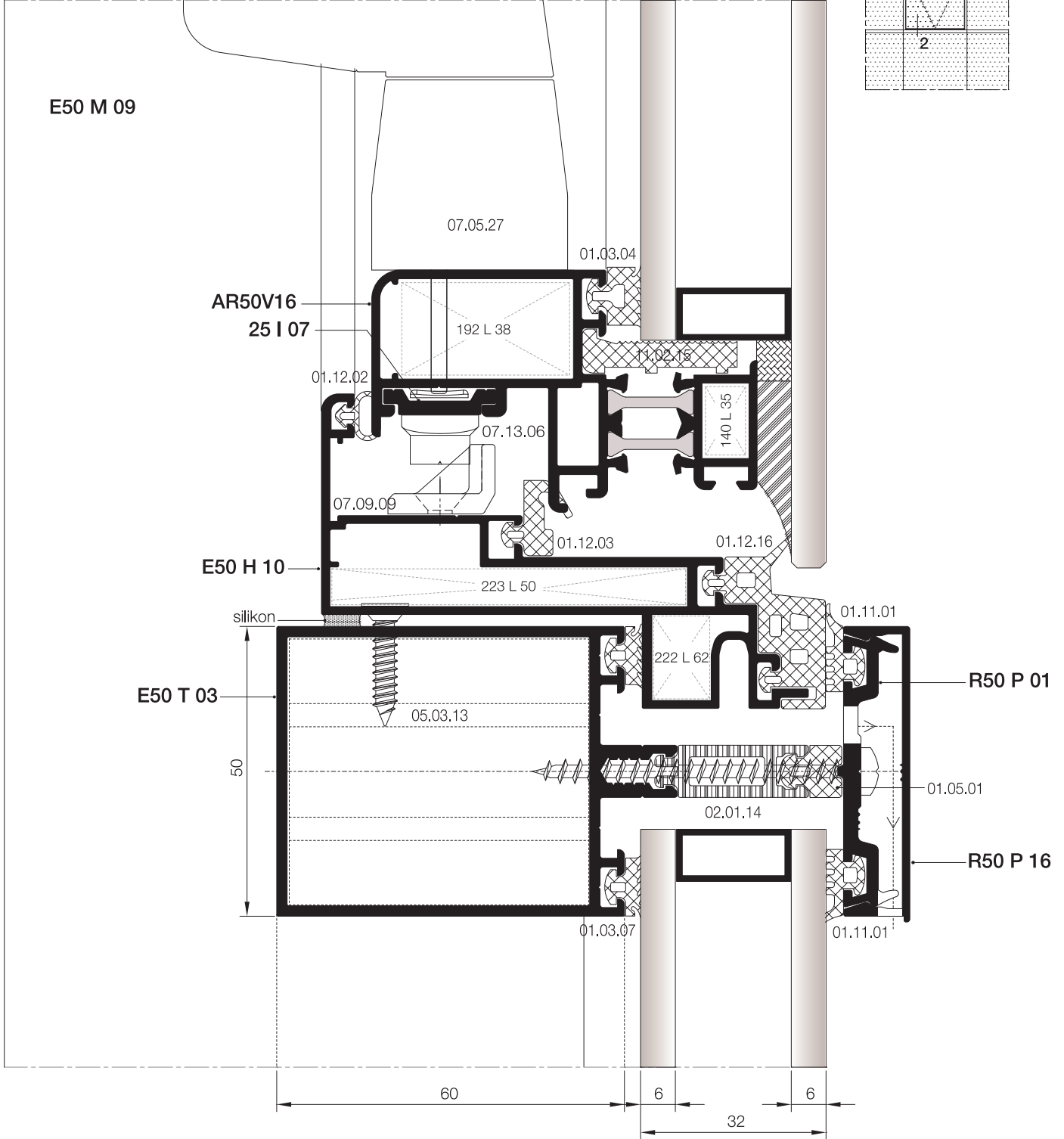
09

10

DÜŞEY SİLİKON YATAY KAPAKLI SİSTEM GİZLİ KANAT DÜŞEY DETAYI
SEMI STRUCTURAL SYSTEM HIDDEN VENT VERTICAL DETAIL



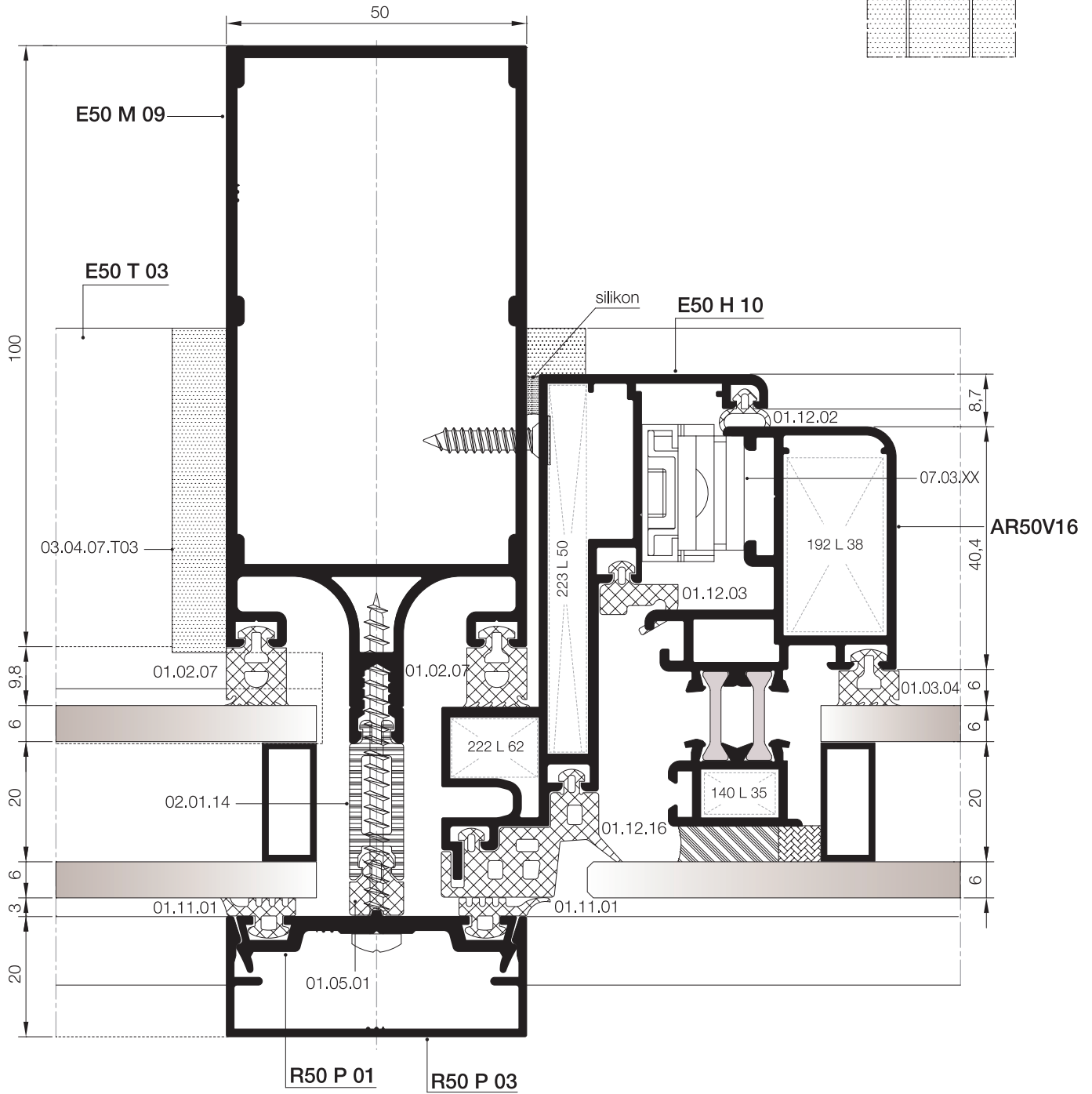
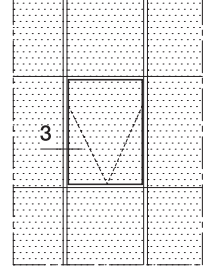
DÜŞEY SİLİKON YATAY KAPAKLI SİSTEM GİZLİ KANAT YATAY DETAYI
SEMI STRUCTURAL SYSTEM HIDDEN VENT HORIZONTAL DETAIL



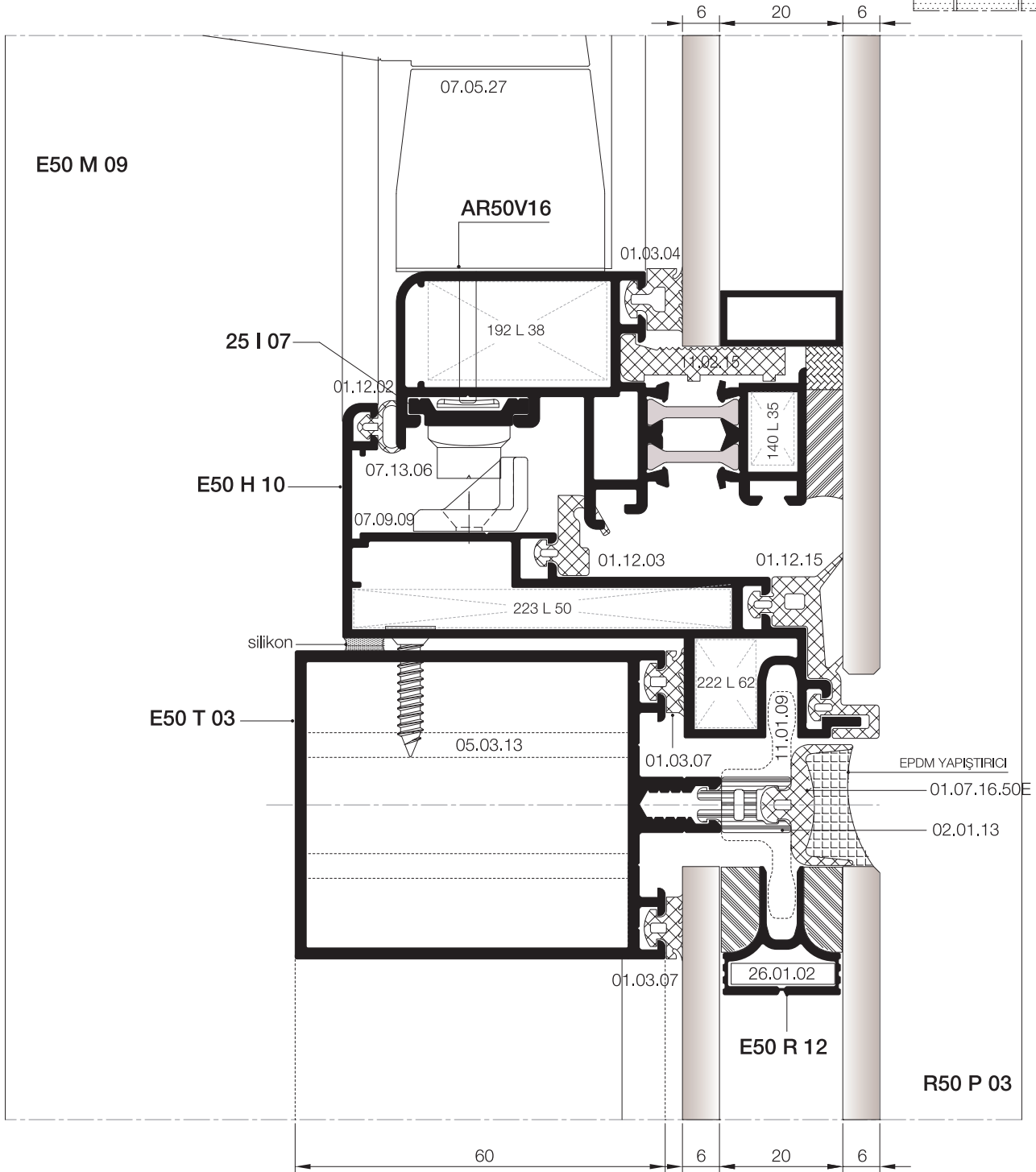
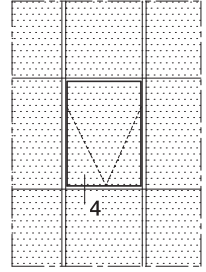
② DETAYI
DETAIL

DIŞ
(OUTSIDE) ➔

YATAY SİLİKON DÜŞEY KAPAKLI SİSTEM GİZLİ KANAT DÜŞEY DETAYI
SEMI STRUCTURAL SYSTEM HIDDEN VENT VERTICAL DETAIL



YATAY SİLİKON DÜŞEY KAPAKLI SİSTEM GİZLİ KANAT YATAY DETAYI
SEMI STRUCTURAL SYSTEM HIDDEN VENT HORIZONTAL DETAIL



MİMARİ KATALOG

ARCHITECTURAL CATALOGUE

Alüminyum Kapı Pencere ve Giydirme Cephe Sistemleri
Aluminium Window Doors and Facade Systems



Rescara Sistem Detayları
Rescara System Details

E50

AKSESUARLAR

ACCESSORIES

01

02

03

04

05

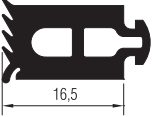
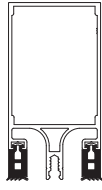

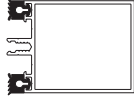
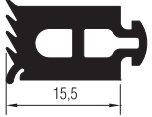
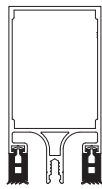

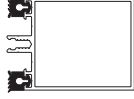
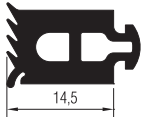


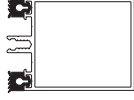
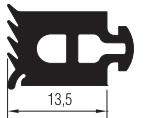


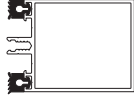



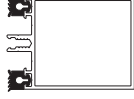








06


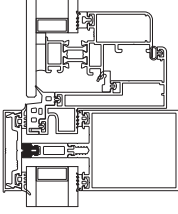

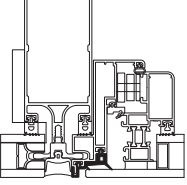

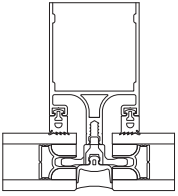

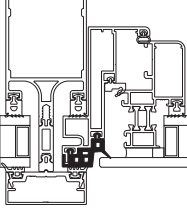

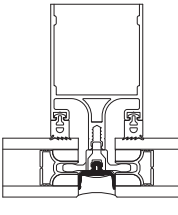
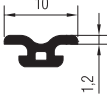
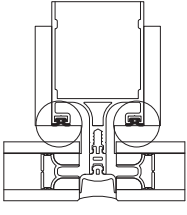

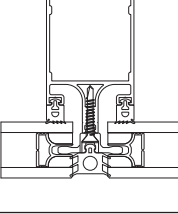
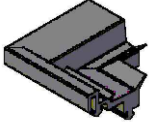
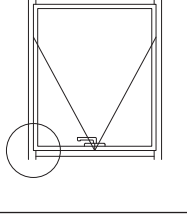

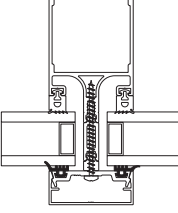
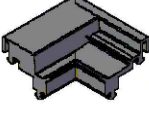
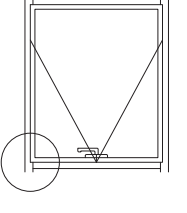

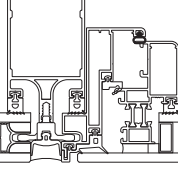

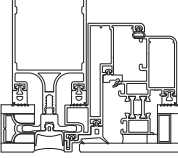
07

08

09

10

01	 16,5	01.02.01 CAM FİTİLİ GLAZING GASKET Malzeme / Material : EPDM Ağırlık / Weight : 170 gr/m Paket / Package : 88 m / 15 kg		 9,5	01.03.01 CAM FİTİLİ GLAZING GASKET Malzeme / Material : EPDM Ağırlık / Weight : 115 gr/m Paket / Package : 130 m / 15 kg	
02	 15,5	01.02.02 CAM FİTİLİ GLAZING GASKET Malzeme / Material : EPDM Ağırlık / Weight : 160 gr/m Paket / Package : 93,7 m / 15 kg		 8,5	01.03.02 CAM FİTİLİ GLAZING GASKET Malzeme / Material : EPDM Ağırlık / Weight : 105 gr/m Paket / Package : 140 m / 15 kg	
03	 14,5	01.02.03 CAM FİTİLİ GLAZING GASKET Malzeme / Material : EPDM Ağırlık / Weight : 152 gr/m Paket / Package : 98,6 m / 15 kg		 7,5	01.03.03 CAM FİTİLİ GLAZING GASKET Malzeme / Material : EPDM Ağırlık / Weight : 98 gr/m Paket / Package : 153 m / 15 kg	
04	 13,5	01.02.04 CAM FİTİLİ GLAZING GASKET Malzeme / Material : EPDM Ağırlık / Weight : 150 gr/m Paket / Package : 100 m / 15 kg		 6,5	01.03.04 CAM FİTİLİ GLAZING GASKET Malzeme / Material : EPDM Ağırlık / Weight : 94 gr/m Paket / Package : 158 m / 15 kg	
05	 12,5	01.02.05 CAM FİTİLİ GLAZING GASKET Malzeme / Material : EPDM Ağırlık / Weight : 132 gr/m Paket / Package : 110 m / 15 kg		 5,5	01.03.05 CAM FİTİLİ GLAZING GASKET Malzeme / Material : EPDM Ağırlık / Weight : 80 gr/m Paket / Package : 185 m / 15 kg	
06	 11,5	01.02.06 CAM FİTİLİ GLAZING GASKET Malzeme / Material : EPDM Ağırlık / Weight : 125 gr/m Paket / Package : 120 m / 15 kg		 4,5	01.03.06 CAM FİTİLİ GLAZING GASKET Malzeme / Material : EPDM Ağırlık / Weight : 65 gr/m Paket / Package : 230,7 m / 15 kg	
07	 10,5	01.02.07 CAM FİTİLİ GLAZING GASKET Malzeme / Material : EPDM Ağırlık / Weight : 116 gr/m Paket / Package : 129 m / 15 kg		 3,5	01.03.07 CAM FİTİLİ GLAZING GASKET Malzeme / Material : EPDM Ağırlık / Weight : 55 gr/m Paket / Package : 270 m / 15 kg	

	<p>01.05.01</p> <p>ORTA BASKI FİTİLİ CENTRAL GASKET</p> <p>Malzeme / Material : EPDM Ağırlık / Weight : 85 gr/m Paket / Package : 175 m / 15 kg</p>			<p>01.12.15</p> <p>CAM ALTI FİTİLİ GLAZING GASKET</p> <p>Malzeme / Material : EPDM Ağırlık / Weight : 260 gr/m Paket / Package : 57,6 m / 14,5 kg</p>	
	<p>01.07.16.50E</p> <p>DERZ FİTİLİ GAP GASKET</p> <p>Malzeme / Material : EPDM Ağırlık / Weight : 106 gr/m Paket / Package : 141,5 m / 15 kg</p>			<p>01.12.16</p> <p>CAM ALTI FİTİLİ GLAZING GASKET</p> <p>Malzeme / Material : EPDM Ağırlık / Weight : 285 gr/m Paket / Package : 52,6 m / 15 kg</p>	
	<p>01.07.16.50S</p> <p>DERZ FİTİLİ GAP GASKET</p> <p>Malzeme / Material : EPDM Ağırlık / Weight : 130 gr/m Paket / Package : 115,3 m / 15 kg</p>			<p>01.14.01</p> <p>BİTİŞ FİTİLİ FINISH FASKET</p> <p>Malzeme / Material : EPDM Ağırlık / Weight : 30 gr/m Paket / Package : 500 m / 15 kg</p>	
	<p>01.07.18</p> <p>DERZ FİTİLİ GAP GASKET</p> <p>Malzeme / Material : EPDM Ağırlık / Weight : 245 gr/m Paket / Package : 61 m / 15 kg</p>			<p>03.06.08</p> <p>KÖŞE ENJEKSİYON FİTİLİ CORNER GASKET</p> <p>Malzeme / Material : EPDM YARI KAPAKLI CEPHELERDE AT TWO SIDE FACADE SYS.</p>	
	<p>01.11.01</p> <p>DIŞ CAM FİTİLİ GLAZING GASKET (OUT)</p> <p>Malzeme / Material : EPDM Ağırlık / Weight : 65 gr/m Paket / Package : 230 m / 15 kg</p>			<p>03.06.09</p> <p>KÖŞE ENJEKSİYON FİTİLİ CORNER GASKET</p> <p>Malzeme / Material : EPDM YARI KAPAKLI CEPHELERDE AT TWO SIDE FACADE SYS.</p>	
	<p>01.12.02</p> <p>KASET BİNİ FİTİLİ ACOUSTICAL GASKET</p> <p>Malzeme / Material : EPDM Ağırlık / Weight : 30 gr/m Paket / Package : 500 m / 15 kg</p>				
	<p>01.12.03</p> <p>KASET BİNİ FİTİLİ ACOUSTICAL GASKET</p> <p>Malzeme / Material : EPDM Ağırlık / Weight : 75 gr/m Paket / Package : 200 m / 15 kg</p>				

01

02

03

04

05

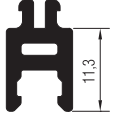
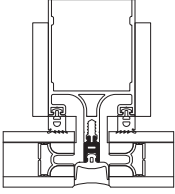

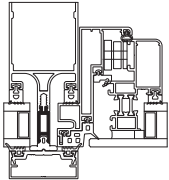

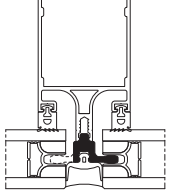

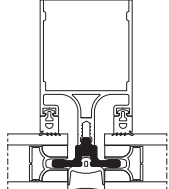
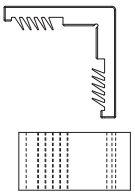
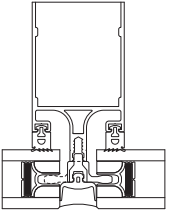
06

07

08

09

10

01		02.01.13 PVC PROFİL PVC PROFILE Malzeme / Material : PVC				
02						
03		02.01.14 PVC PROFİL PVC PROFILE Malzeme / Material : PVC				
04						
05		11.01.08 TEKLİ CAM TUTUCU SINGLE GLASS HOLDER Malzeme / Material : Zamak				
06		11.01.09 ÇİFTLİ CAM TUTUCU DOUBLE GLASS HOLDER Malzeme / Material : Zamak				
07						
08		26.01.02 KÖŞE TAKOZU CORNER CLEAT E50 R 12 için / for E50 R 12 Malzeme / Material : PVC				
09						
10						

CEPHE MAKASLARI / ARMS FOR CURTAIN WALL



GIESE CEPHE MAKASLARI
GIESE ARMS FOR CURTAIN WALL

Malzeme / Material : Paslanmaz Çelik
Stainless Steel

EN 13126-6:2007

GIESE DIŐA AÇILIM MAKAS GIESE ARM FOR TOP HUNG	MAKAS BOYU ARM LENGHT		KANAT GENİŐLİĐİ SASH WIDTH (mm)	KANAT YÜKSEKLİĐİ SASH HEIGHT (mm)	KANAT AĐIRLIĐI SASH WEIGHT (kg)	MAX. AÇMA DERECEŐİ MAX. OPENING ANGLE
	INCH	MM				
07.03.14	10"	261,5	1200	700	50 kg	35°
07.03.02	12"	317	1200	800	60 kg	30° / 35°
07.03.03	14"	352	1300	1000	69,5 kg	30° / 35°
07.03.13	16"	353,5	1400	1200	88,5 kg	25° / 30°
07.03.04	18"	458,5	1400	1400	102 kg	25° / 30°
07.03.12	20"	511,5	1500	1600	135 kg	20° / 25°
07.03.15	22"	556,6	1500	1700	137 kg	20° / 25°
07.03.16	24"	602,5	1500	1800	139 kg	20° / 25°
07.03.17	28"	707,5	1500	2000	155 kg	10° / 15° / 20°
07.03.18*	26"	690	*1700	*2500	*180 kg	*7°

ÖZEL RÜZGAR YÜKÜ KOŐULLARI İÇİN SİPARİŐ ÖNCESİ BİLGİ ALINMALIDIR.

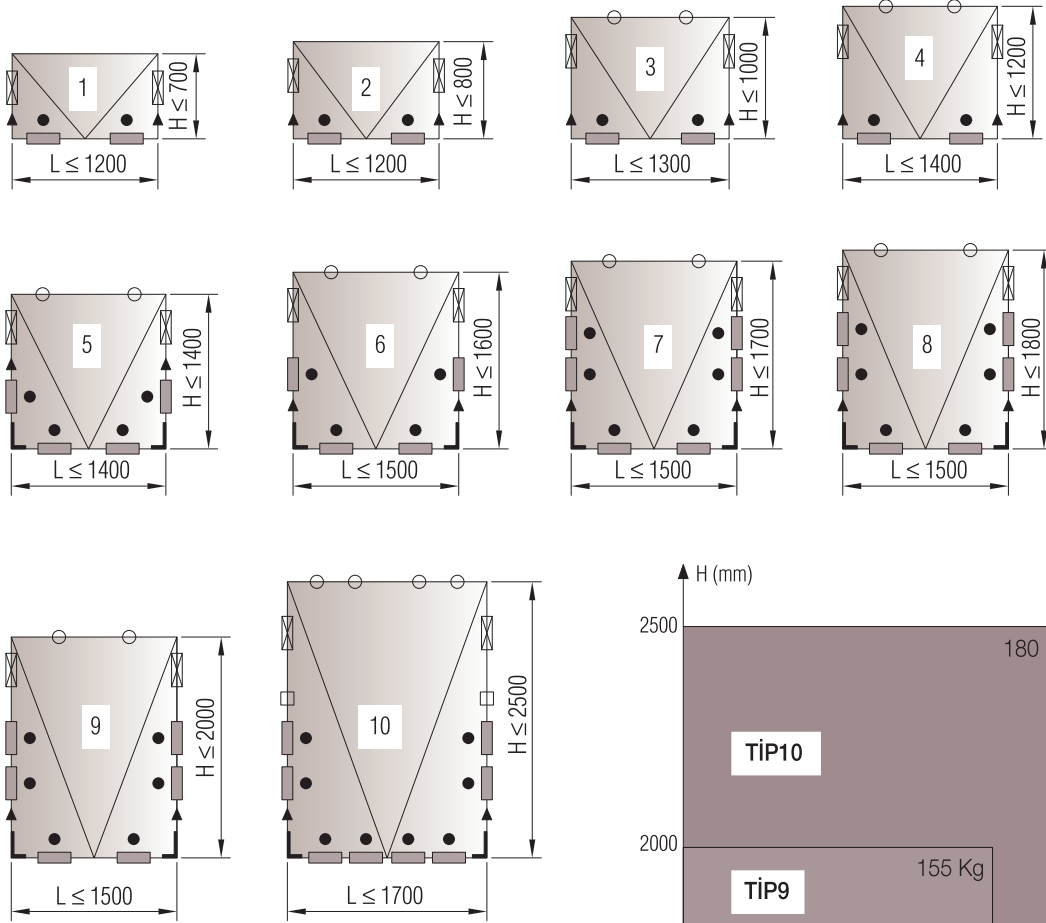
FOR SPECIAL WIND LOAD CONDITIONS TAKE ADDITIONAL INFORMATION BEFORE ORDERING.

*07.03.18 KODLU MAKAS İLAVE LİMİTLEME MAKASI İLE BİRLİKTE KULLANILMALIDIR.

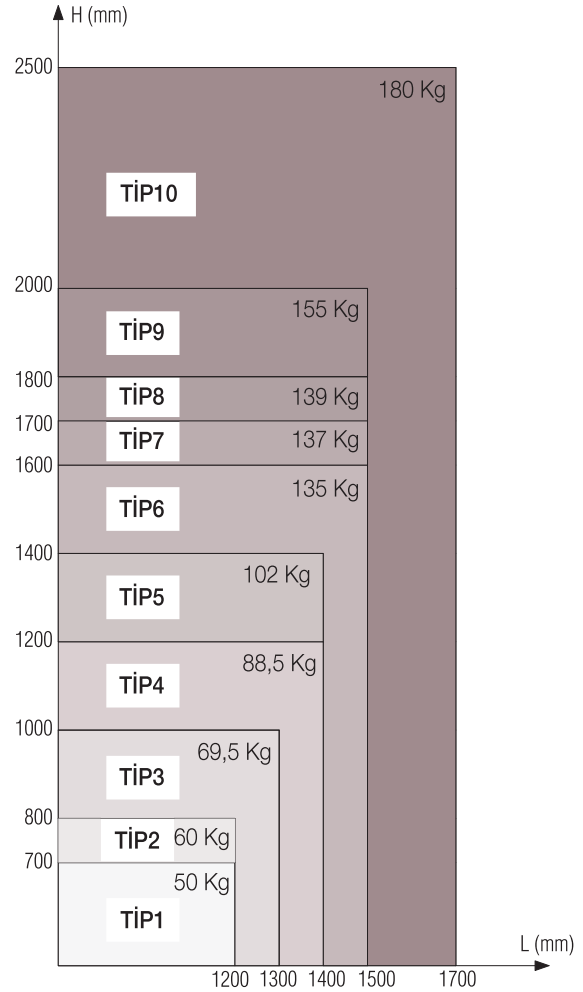
07.03.18 ARM MUST BE USED WITH ADDITIONAL LASER ARM

KİLİTLEME SİSTEMLERİ / LOCKING KITS

KANAT EBATLARINA GÖRE KİLİTLEME TİPLERİ
TYPES OF LOCKING KITS FOR TOP HUNG WINDOW



		07.03.xx
		07.09.09
		07.13.06
		11.01.01
		07.09.10
		07.21.02
		07.13.19



KİLİTLEME SETLERİ TABLOSU / LOCKING KITS TABLE

KİLİTLEME TİPLERİNE GÖRE AKSESUAR SEÇİM TABLOSU
ACCESSORIES SELECTION TABLE ACCORDING TO LOCKING TYPES

TİP TYPE	MAKAS (tk) ARM (tk)	07.05.27 CEPHE KOLU HANDLE	07.25.03 KOL BAĞLANTISI CONNECTION ROD	07.09.09 KARŞILIK STRIKER	07.13.06 PİM PAWL	11.01.10 KANAT YAN TAKOZU SUPPORT BLOCK	07.09.10 ÜST KİLİTLEME BURGLAR BOLT	07.21.02 KÖŞE DÖŞEME CORNER DRIVE	07.13.19 LİMİTLEME MAKASI LASER ARM
1	07.03.14	1	2	2	2	2			
2	07.03.02	1	2	2	2	2			
3	07.03.03	1	2	2	2	2	2		
4	07.03.13	1	2	2	2	2	2		
5	07.03.04	1	2	4	4	2	2	2	
6	07.03.12	1	2	4	4	2	2	2	
7	07.03.15	1	2	6	6	2	2	2	
8	07.03.16	1	2	6	6	2	2	2	
9	07.03.17	1	2	6	6	2	2	2	
10	07.03.18	1	2	8	8	2	4	2	2

*** Giesse kol ve kilitleme aksesuarları 25 I 07 tij profili ile kullanılmalıdır.

Giesse handle and locking accessories should be used with 25 I 07 rod profile

01

02

03

04

05

06



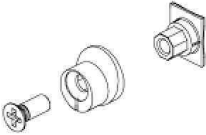
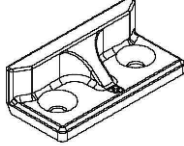



07

08





09

10

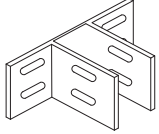
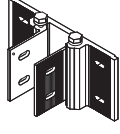
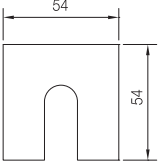
GIESSE KANAT AÇILIM AKSESUARLARI / GIESSE OPENING ACCESSORIES FOR TOP-HUNG WINDOW

01	 <p>07.05.27 GIESSE CEPHE KOLU GIESSE HANDLE FOR CURTAIN WALL Renk / Color: Siyah - Gri Black - Grey</p>	 <p>07.25.03 GIESSE KOL BAĞLANTI PARÇASI GIESSE CONNECTION ROD Malzeme / Material: Zamak/Zamak</p>
02		07.05.27 Kol için / For Handle 07.05.27
03	 <p>07.13.06 GIESSE AYARLI PİM GIESSE ADJUSTABLE LOCKING PAWL Malzeme / Material: Zamak/Zamak</p>	 <p>07.09.09 GIESSE PİM KARŞILIĞI GIESSE STRIKER Malzeme / Material: Zamak/Zamak</p>
04		
05	 <p>07.09.10 GIESSE ÜST KİLİTLEME GIESSE BURGLAR BOLT Malzeme / Material: Zamak-Polyamid Zamak & Polyamide</p>	 <p>07.21.02 GIESSE KÖŞE DÖNME GIESSE CORNER DRIVE Malzeme / Material: Zamak/Zamak</p>
06		
07	 <p>07.13.19 GIESSE LİMİTLEME MAKASI GIESSE LASER ARM</p>	
08		
09		
10		

KANAT AÇILIM AKSESUARLARI / OPENING ACCESSORIES FOR TOP-HUNG WINDOW

 <p>07.05.23 RESCARA CEPHE KOLU RESCARA HANDLE FOR CURTAIN WALL Renk / Color: Siyah - Gri Black - Grey</p>	 <p>07.13.05 PİM PIN 07.05.23 Kol için / For Handle 07.05.23</p>
 <p>07.09.05 PİM KARŞILIĞI LOCK PLATE Malzeme / Material: Zarnak/Zarnak</p>	 <p>07.21.01 KÖŞE AKTARMA AKSESUARI CORNER TRANSMISSION ACCESSORIES</p>

DİĞER / OTHERS

 <p>08.01.01 SABİT ANKRAJ + PUL FIX ANCHORAGE - ROVE Malzeme / Material: Alüminyum / Aluminium</p>	 <p>08.01.02 HAREKETLİ ANKRAJ + PUL MOVE ANCHORAGE - ROVE Malzeme / Material: Alüminyum / Aluminium</p>
 <p>04.09.01 SABİT ANKRAJ İÇİ PLASTİĞİ PVC FOR ANCHORAGE Malzeme / Material: PVC</p>	

