



MİMARİ KATALOG ARCHITECTURAL CATALOGUE

Alüminyum Kapı Pencere ve Giydirme Cephe Sistemleri
Aluminium Window Doors and Facade Systems

RESCARA



RT50



TEKNİK ÖZELLİKLER / TECHNICAL PROPERTIES

PROFİL GENİŞLİĞİ / PROFILE WIDTH		50 mm
DİKME DERİNLİKLERİ / MULLION DEPTHS		min 30 - max 146 mm
KAYIT DERİNLİKLERİ / TRANSOM DEPTHS		min 30 - max 146 mm
PROFİL ET KALINLIĞI / PROFILE WALL THICKNESS		1,5/1,8 mm
MAKS. CAM KALINLIĞI / MAX. GLASS THICKNESS	(Kapaklı / With cape profile)	40 mm
	(Kasetli / With structurel profile)	37 mm
ISI BARIYERİ / THERMAL INSULATION BARS		14,8 mm

PERFORMANS DEĞERLERİ / PERFORMANCE VALUES

ISI YALITIM DEĞERİ (UF) / THERMAL INSULATION VALUE (UF)		EN 10077-2
Kapaklı / With cape profile		2,58 W/m ² k - 4,27 W/m ² k
Kasetli / With Structurel Cells		3,28 W/m ² k

UYGULAMA SEÇENEKLERİ / APPLICATION OPTIONS

KAPAKLI CEPHE / CURTAIN WALL WITH CAP	•
KASETLİ CEPHE / WITH STRUCTUREL CELLS	•
YARI KAPAKLI CEPHE / TWO SIDE	•
DIŞA AÇILIR GİZLİ KANAT / OUTWARD OPENING HIDDEN VENT	•
PARALLEL AÇILIM GİZLİ KANAT / PARALLEL OPENING HIDDEN VENT	•

MİMARİ KATALOG

ARCHITECTURAL CATALOGUE

Alüminyum Kapı Pencere ve Giydirme Cephe Sistemleri
Aluminium Window Doors and Facade Systems



Rescara Sistem Detayları
Rescara System Details

RT50

PROFİLLER

PROFILES

01

02

03

04

05

06

07

08

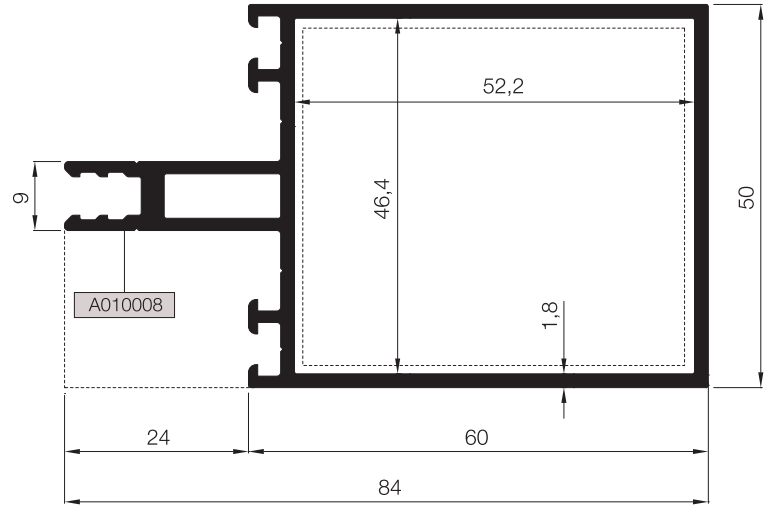
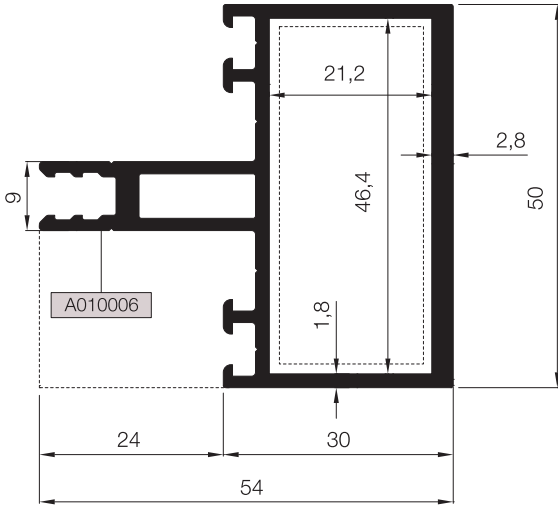
09

10

KOD / CODE	AĞIRLIK (kg/m) / WEIGHT	Jxx cm ⁴	Jyy cm ⁴	Wx cm ³	Wy cm ³	L m	
R50 T 01	1,237	11,063	10,073	3,221	4,029	6	
R50 T 02	1,288	23,948	14,088	5,890	5,635	6	
R50 T 03	1,384	34,565	16,180	7,683	6,472	6	
R50 T 13	1,178	12,783	22,292	3,223	8,917	6	

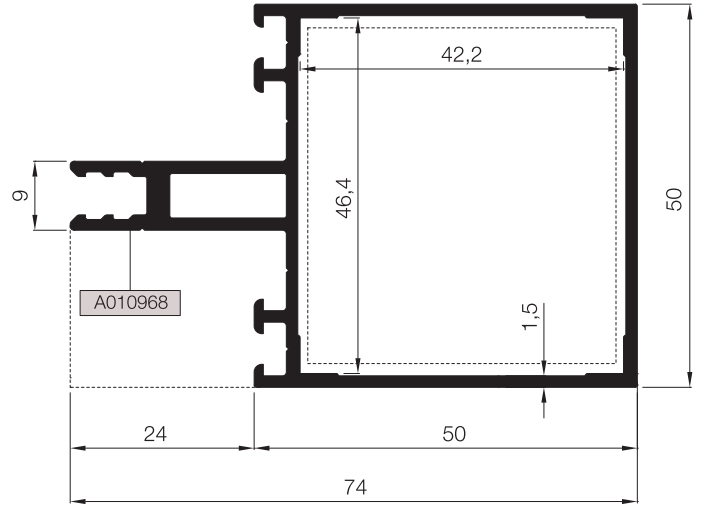
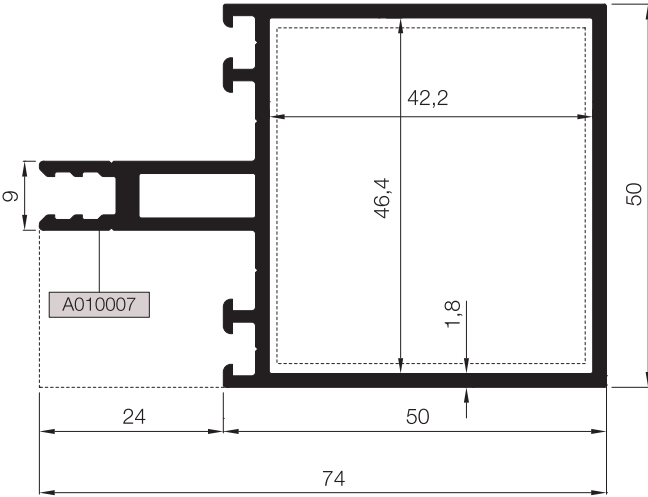
R50 T 01

R50 T 03



R50 T 02

R50 T 13

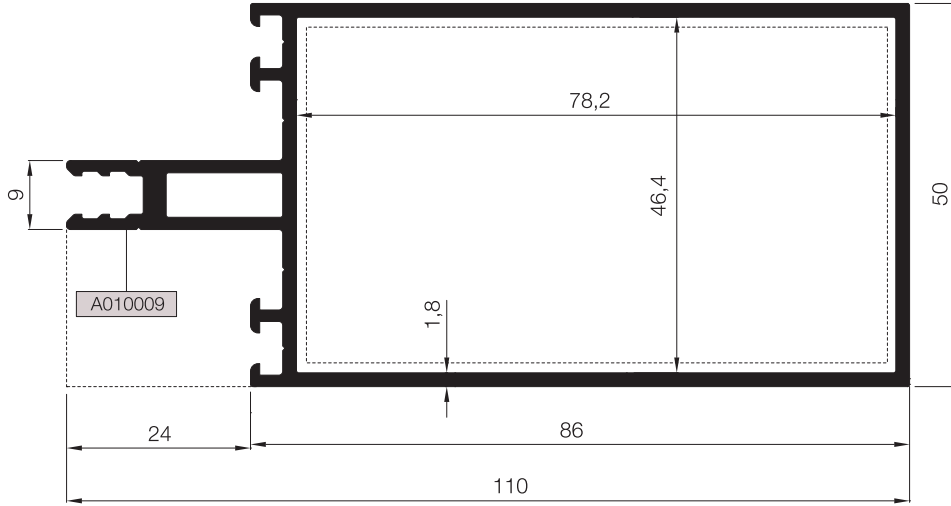


Nr	YATAY BAĞLANTI PROFİLİ / TRANSOM CONNECTION PROFILE				KESİM ÖLÇÜSÜ CUTTING SIZE	
	PROFİL KODU / PROFILE CODE	AKSESUAR KODU / ACCESSORY CODE				
R50 T 01	A010006	(A010026)		05.02.01		20,7 mm
R50 T 02	A010007	(A010026)		05.02.02		41,9 mm
R50 T 03	A010008	(A010026)		05.02.03		51,9 mm

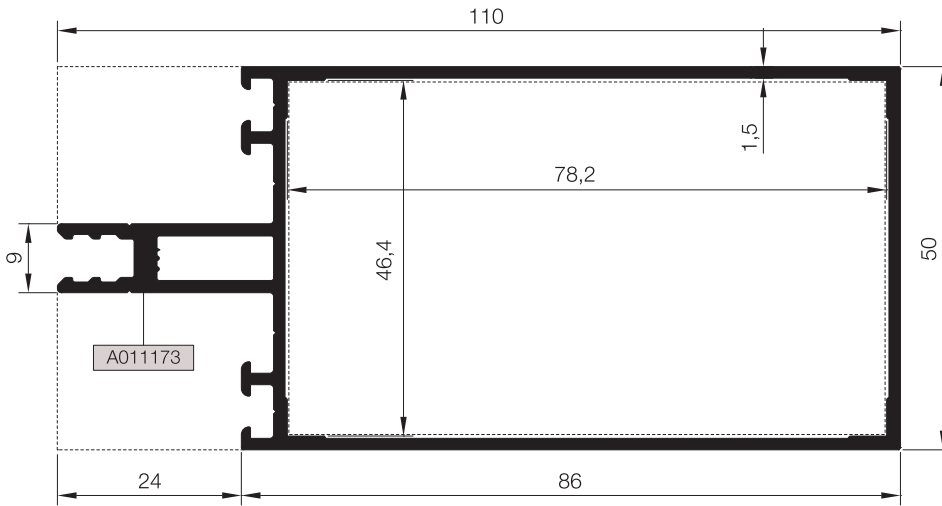
Nr	DÜŞEY BAĞLANTI PROFİLİ / MULLION CONNECTION PROFILE				KESİM ÖLÇÜSÜ CUTTING SIZE	
	PROFİL KODU / PROFILE CODE	AKSESUAR KODU / ACCESSORY CODE				
R50 T 13	A010968	(A010026)		05.02.02		41,9 mm

KOD / CODE	AĞIRLIK (kg/m) / WEIGHT	Jxx cm ⁴	Jyy cm ⁴	Wx cm ³	Wy cm ³	L m	
R50 T 04	1,640	74,423	21,619	13,145	8,648	6	
R50 T 18	1,470	68,386	19,134	12,401	7,654	6	

R50 T 04



R50 T 18

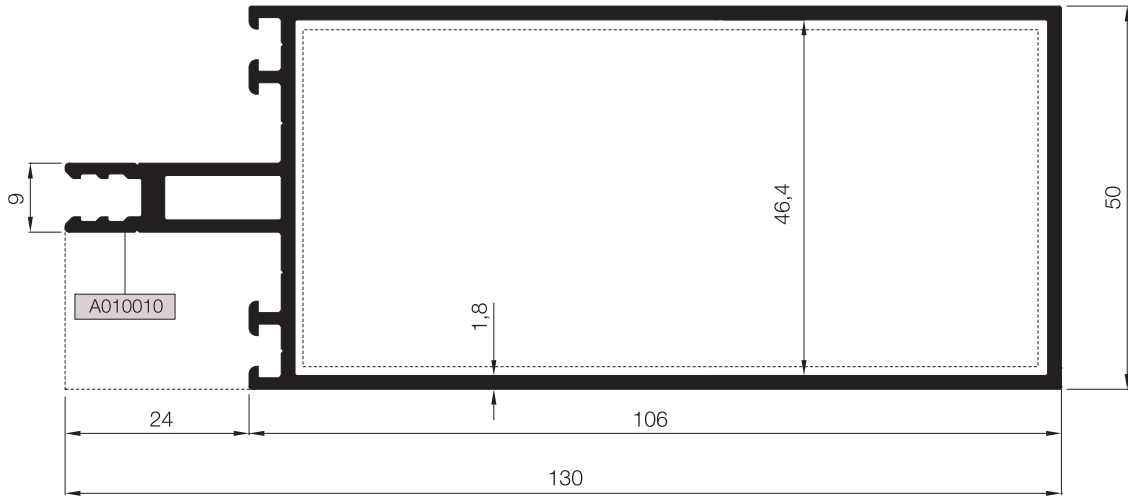


Nr	YATAY BAĞLANTI PROFİLİ / TRANSOM CONNECTION PROFILE					KESİM ÖLÇÜSÜ CUTTING SIZE
	PROFİL KODU / PROFILE CODE		AKSESUAR KODU / ACCESSORY CODE			
R50 T 04	A010009	(A010026)		05.02.04		77,8 mm
R50 T 18	A011173	(A010026)		05.02.04		77,8 mm

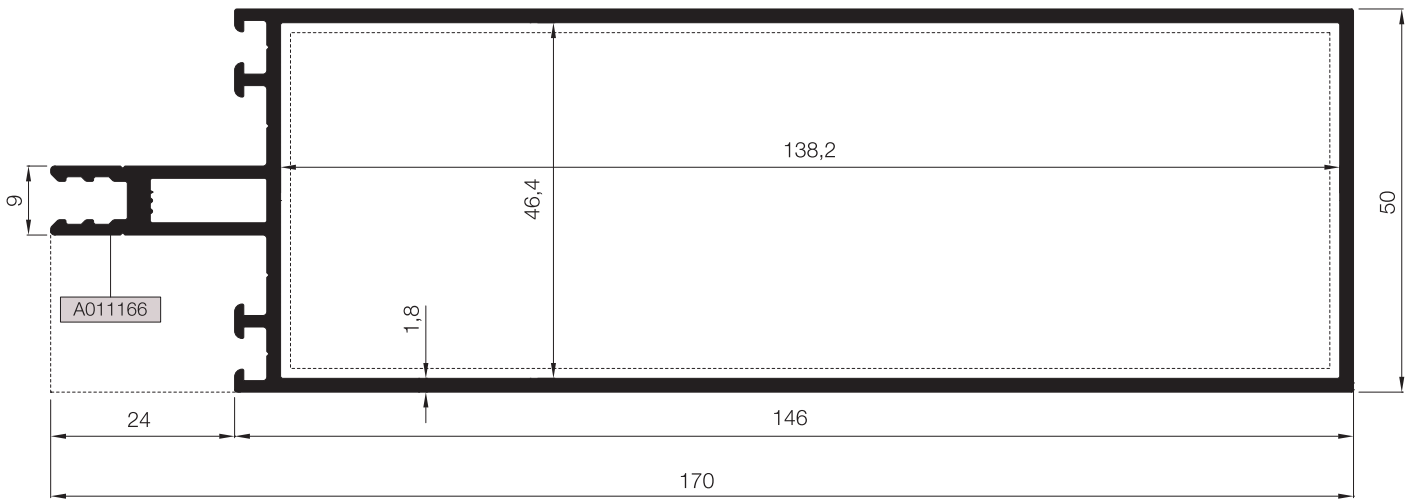
Nr	DÜŞEY BAĞLANTI PROFİLİ / MULLION CONNECTION PROFILE				KESİM ÖLÇÜSÜ CUTTING SIZE	
	PROFİL KODU / PROFILE CODE		AKSESUAR KODU / ACCESSORY CODE			
R50 T 04	A010009	R50 C 16		06.01.13		77,7 mm

KOD / CODE	AĞIRLIK (kg/m) / WEIGHT	Jxx cm ⁴	Jyy cm ⁴	Wx cm ³	Wy cm ³	L m	
R50 T 05	1,834	118,723	25,803	18,037	10,321	6	
R50 T 17	2,227	249,355	34,169	29,207	13,667	6	

R50 T 05



R50 T 17

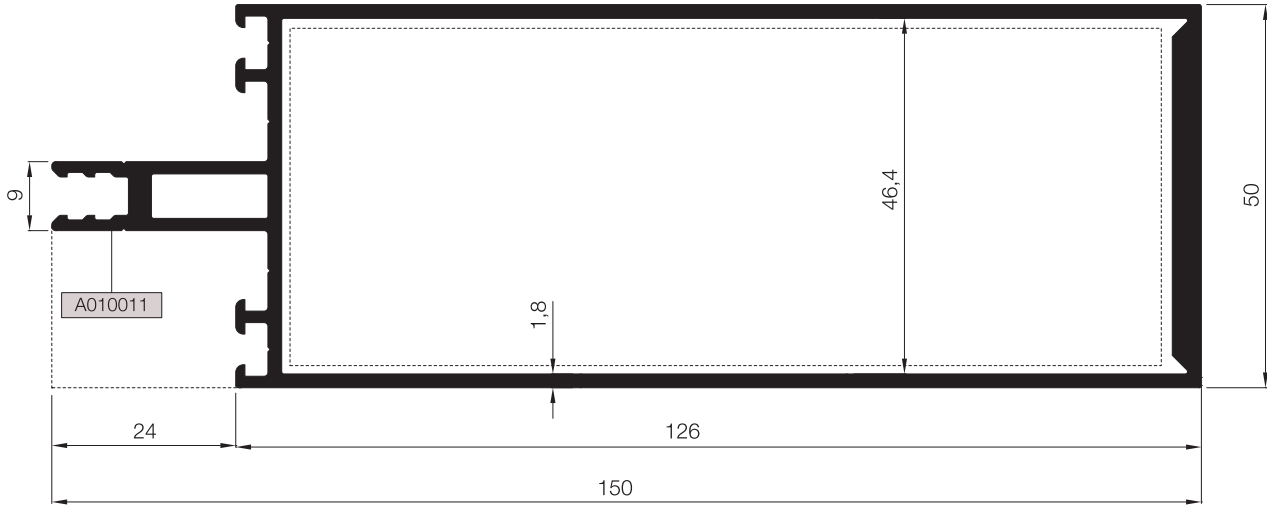


Nr	YATAY BAĞLANTI PROFİLİ / MULLION CONNECTION PROFILE				KESİM ÖLÇÜSÜ CUTTING SIZE
	PROFİL KODU / PROFILE CODE	AKSESUAR KODU / ACCESSORY CODE			
R50 T 05	A010010 (A010026)	05.02.05			97,8 mm
R50 T 17	A011166 (A010026)	05.02.09			137,8 mm

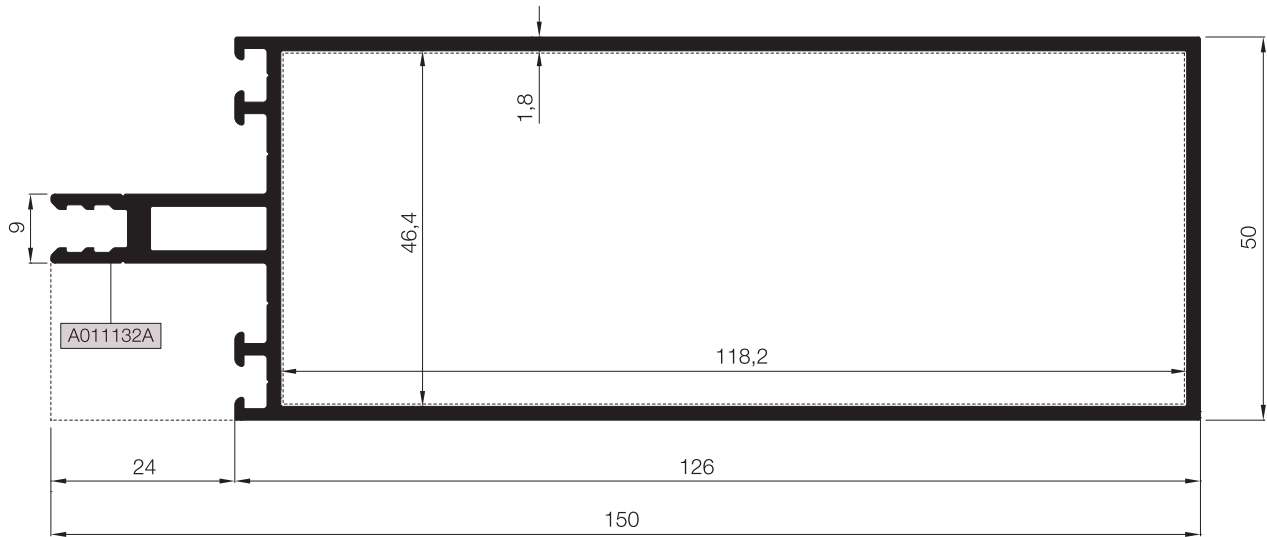
Nr	DÜŞEY BAĞLANTI PROFİLİ / MULLION CONNECTION PROFILE				KESİM ÖLÇÜSÜ CUTTING SIZE	
	PROFİL KODU / PROFILE CODE	AKSESUAR KODU / ACCESSORY CODE				
R50 T 05	A010010	R50 C 16		06.01.14		97,7 mm
R50 T 17	A011166	R50 C 16		06.01.18		137,7 mm

KOD / CODE	AĞIRLIK (kg/m) / WEIGHT	Jxx cm ⁴	Jyy cm ⁴	Wx cm ³	Wy cm ³	L m	
R50 T 06	2,266	216,994	31,366	26,244	12,547	6	
R50 T 14	2,031	176,607	29,982	23,498	11,993	6	

R50 T 06



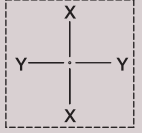
R50 T 14



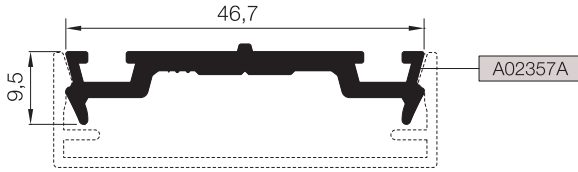
Nr	YATAY BAĞLANTI PROFİLİ / TRANSOM CONNECTION PROFILE					KESİM ÖLÇÜSÜ CUTTING SIZE
	PROFİL KODU / PROFILE CODE	AKSESUAR KODU / ACCESSORY CODE				
R50 T 06	A010011 (A010026)	05.02.06				115,8 mm
R50 T 14	A11132A (A010026)	05.02.10				117,7 mm

Nr	DÜŞEY BAĞLANTI PROFİLİ / MULLION CONNECTION PROFILE					KESİM ÖLÇÜSÜ CUTTING SIZE
	PROFİL KODU / PROFILE CODE	AKSESUAR KODU / ACCESSORY CODE				
R50 T 06	A010011 R50 C 16	06.01.15				115,7 mm

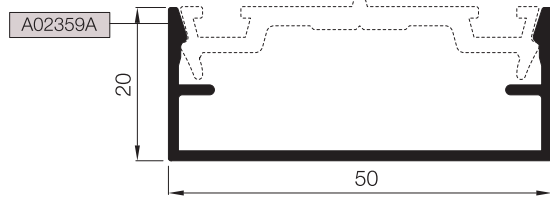
KOD / CODE	AĞIRLIK (kg/m) / WEIGHT	L m	KOD / CODE	AĞIRLIK (kg/m) / WEIGHT	L m
R50 P 01	0,428	6	R50 P 20	0,248	6
R50 P 02	0,325	6	R50 P 27	0,707	6
R50 P 03	0,360	6	R50 P 29	0,424	6
R50 P 15	0,323	6	R50 P 19	0,419	6
R50 P 16	0,268	6			



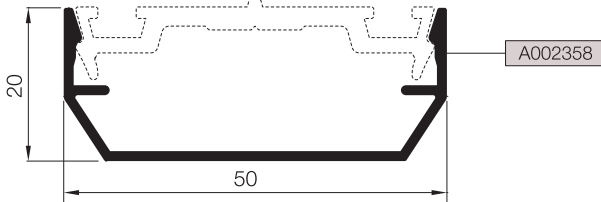
R50 P 01



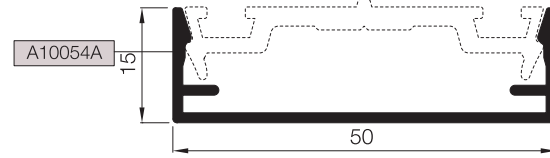
R50 P 03



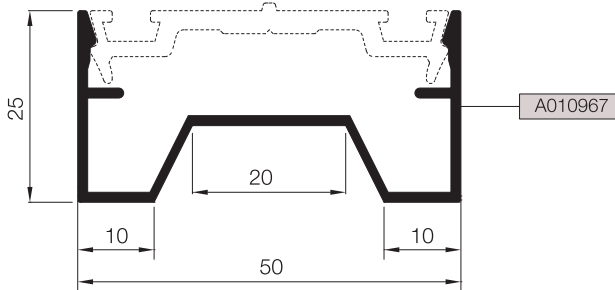
R50 P 02



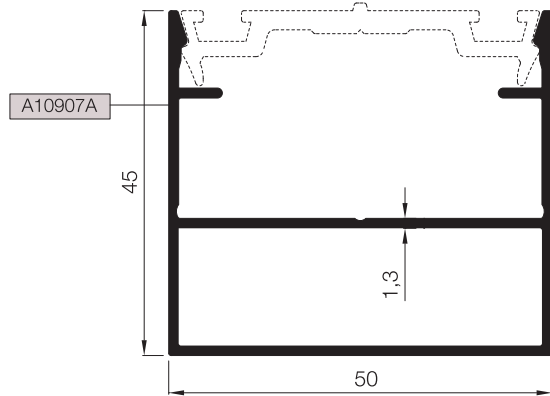
R50 P 15



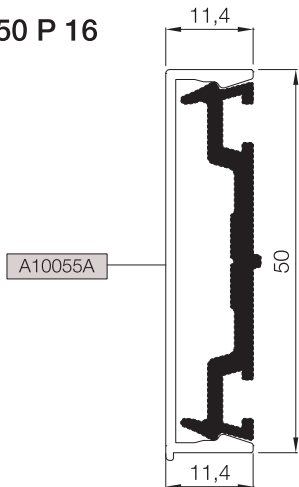
R50 P 29



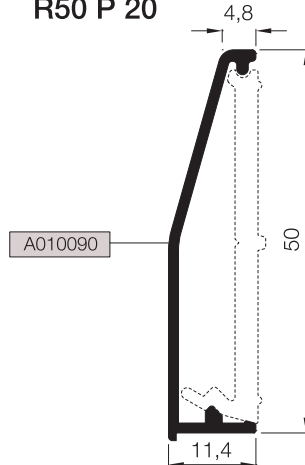
R50 P 27



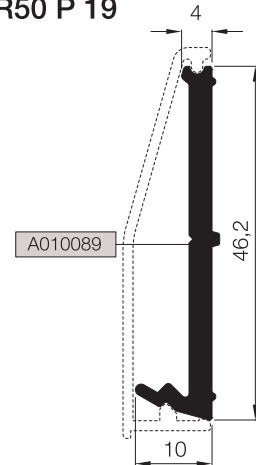
R50 P 16



R50 P 20



R50 P 19



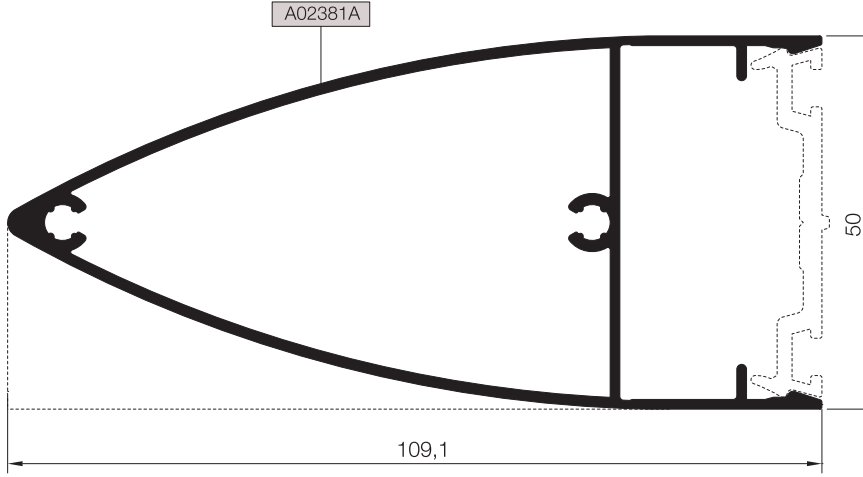
BASKI KAPAK PROFİLLERİ

CAP PROFILES

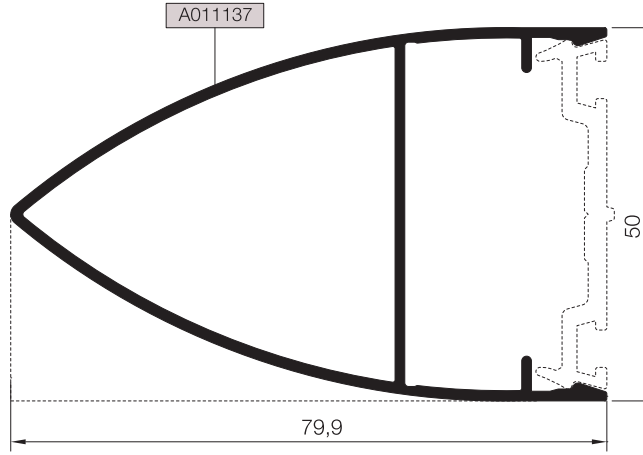
RT50

KOD / CODE	AĞIRLIK (kg/m) / WEIGHT	L m	
R50 P 06	1,179	6	
R50 P 32	0,850	6	
R50 P 38	1,365	6	

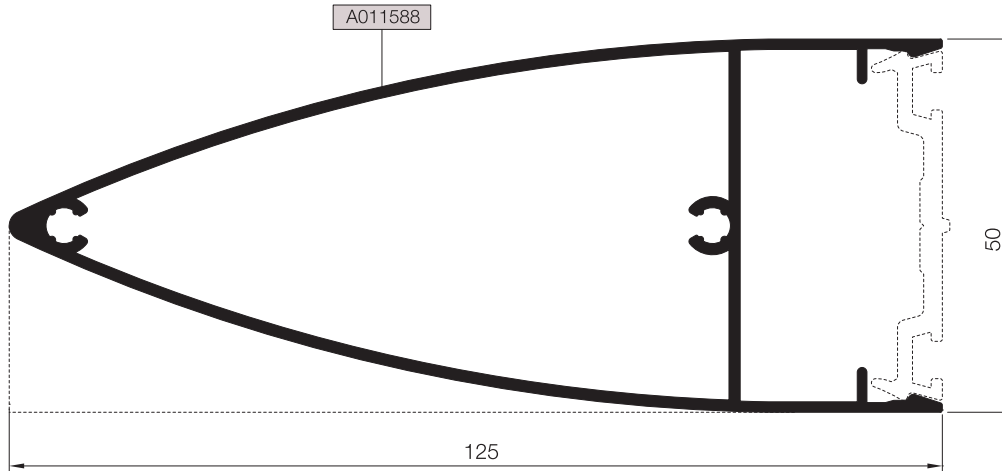
R50 P 06



R50 P 32



R50 P 38

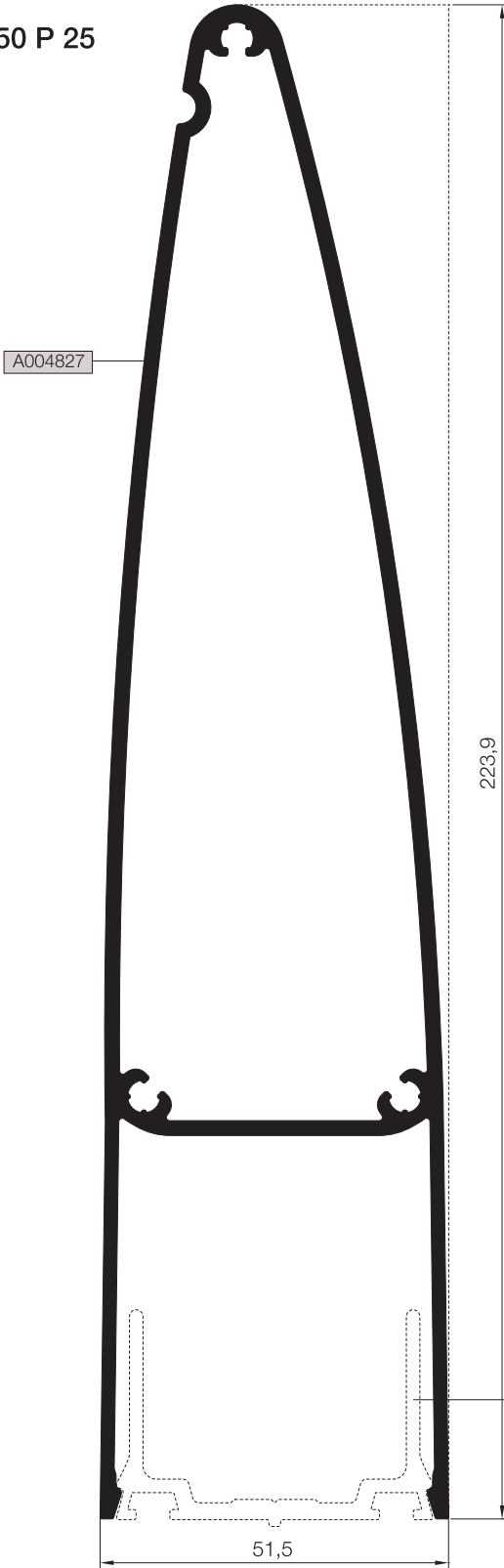


BASKI KAPAK PROFİLLERİ
CAP PROFILES

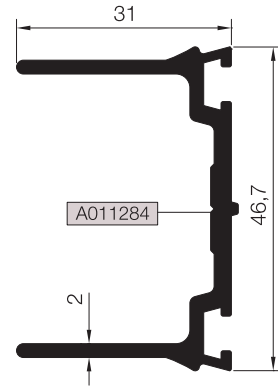
RT50

KOD / CODE	AĞIRLIK (kg/m) / WEIGHT	L m	
R50 P 34	0,686	6	
R50 P 25	3,125	6	

R50 P 25



R50 P 34

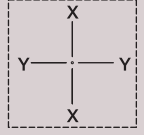


R50 P 34

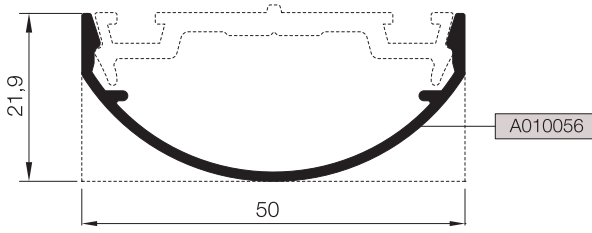
BASKI KAPAK PROFİLLERİ
CAP PROFILES

RT50

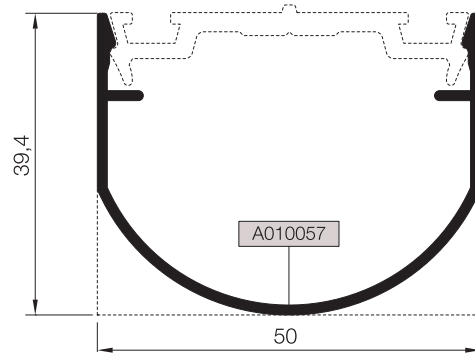
KOD / CODE	AĞIRLIK (kg/m) / WEIGHT	L m
R50 P 31	1,212	6
R50 P 17	0,286	6
R50 P 18	0,428	6



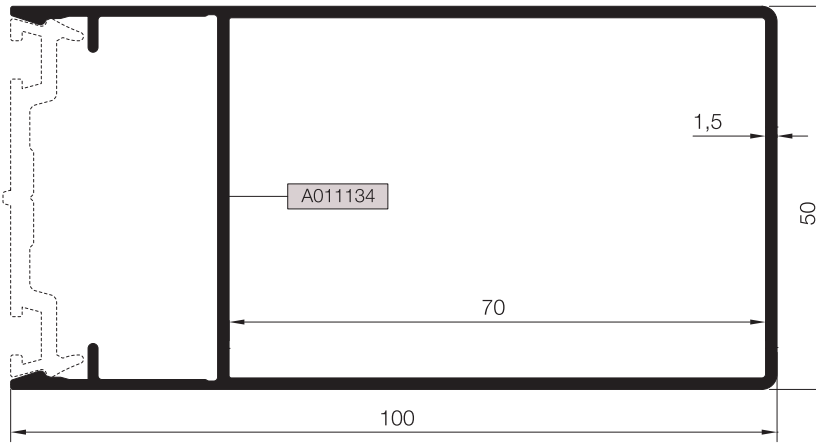
R50 P 17



R50 P 18



R50 P 31



01

02

03

04

05

06

07

08

09

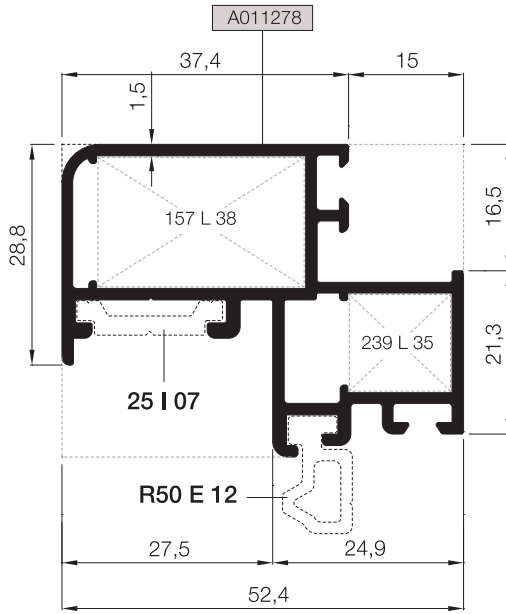
10

KASET PROFİLLERİ VENT PROFILES

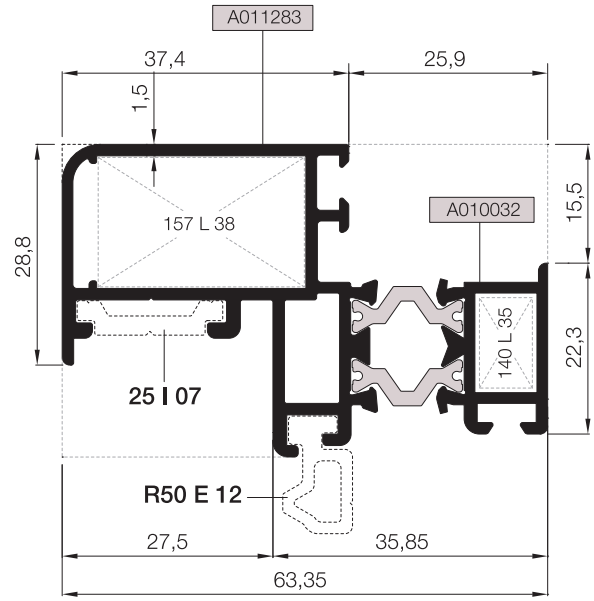
RT50

KOD / CODE	AĞIRLIK (kg/m) / WEIGHT	Jxx cm ⁴	Jyy cm ⁴	L m	
R50 V 26	0,927	8,680	4,852	6	
AR50V27	1,223	10,872	5,245	6	
AR50V32	0,937	8,182	1,419	6	

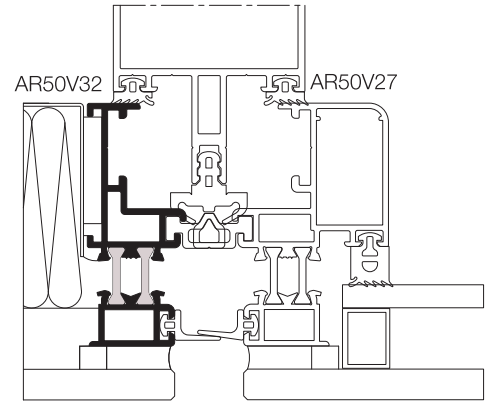
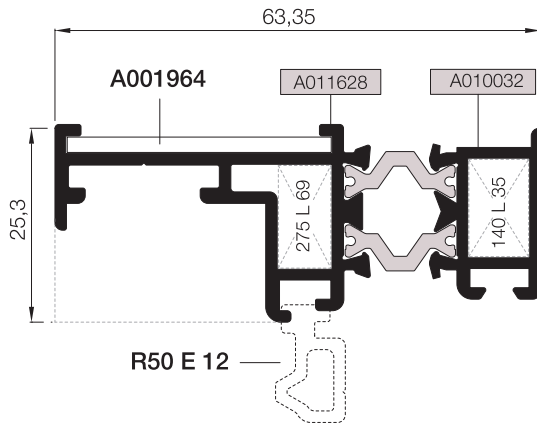
R50 V 26*



AR50V27*



AR50V32*



Ölçek/Scale: 1/2

*R50 V 26-AR50V27-AR50V32 KODLU PROFİLLER BONDING İŞLEMİNE UYGUN ÖZEL ELOKSALLI SİPARİŞ EDİLMELİDİR.
THE PROFILES R50 V 26-AR50V27-AR50V32 MUST BE ORDERED WITH SPECIAL ANODIZED SUITABLE FOR BONDING PROCESS.

Nr		L m	KESİM ÖLÇÜSÜ CUTTING SIZE	AKS. KODU ACS. CODE
R50 V 26	A011278		25 L 38 (A002074)	157 L 38
			25 L 35 (A010076)	239 L 35
AR50V27	A011283		25 L 38 (A002074)	157 L 38
			A010032	25 L 35 (A010076)

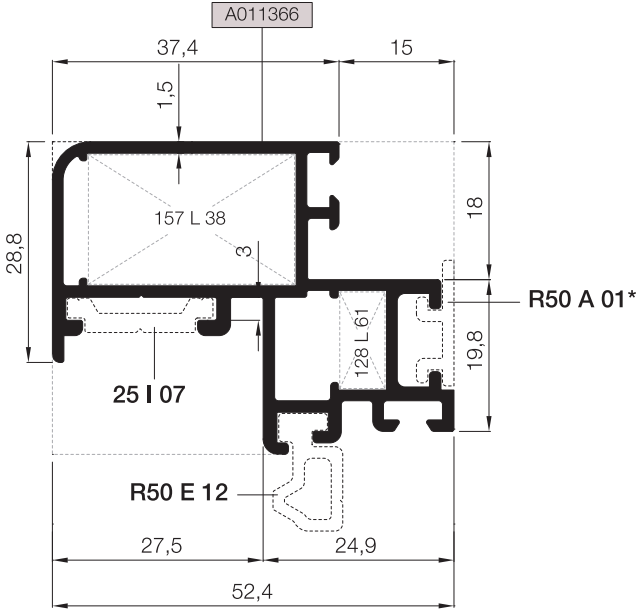
Nr		L m	KESİM ÖLÇÜSÜ CUTTING SIZE	AKS. KODU ACS. CODE
AR50V32	A011628		25 L 69 (A011097)	275 L 69
			A010032	25 L 35 (A010076)

KASET PROFİLLERİ VENT PROFILES

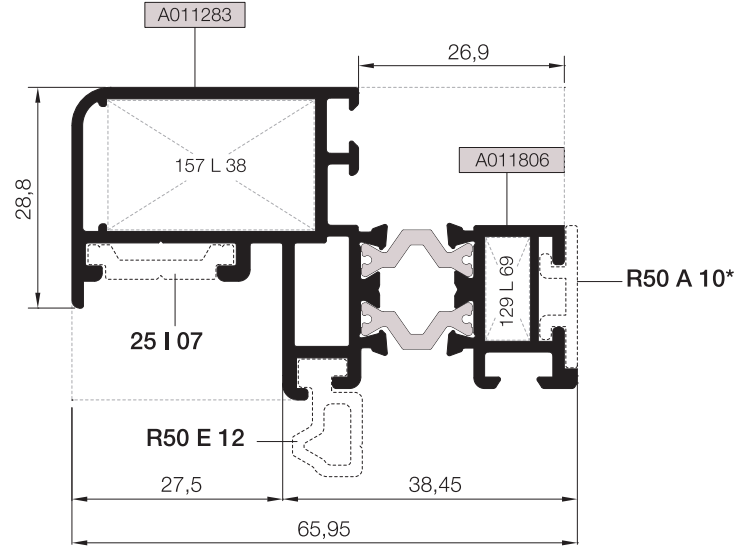
RT50

KOD / CODE	AĞIRLIK (kg/m) / WEIGHT	Jxx cm ⁴	Jyy cm ⁴	L m	
R50 V 28	0,940	8,277	4,915	6	
AR50V34	1,259	12,314	5,932	6	
AR50V35	0,985	5,870	1,065	6	

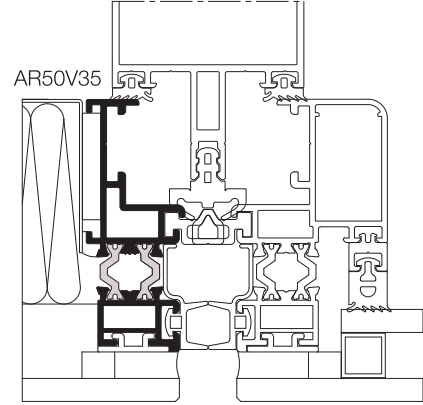
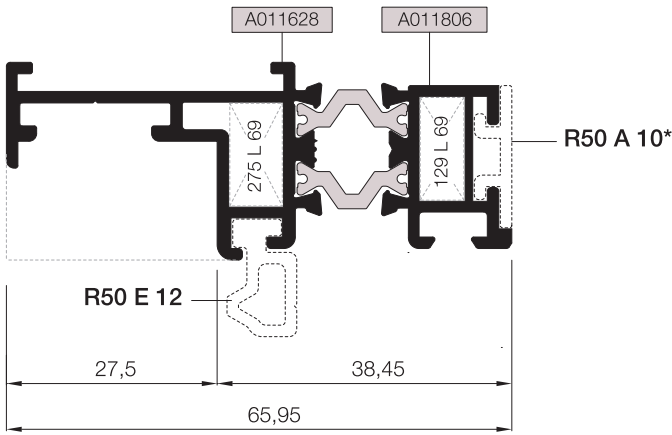
R50 V 28



AR50V34



AR50V35



Ölçek/Scale: 1/2

*R50 A 01 - R50 A 10 KODLU PROFİLLER BONDING İŞLEMİNE UYGUN ÖZEL ELOKSALLI SİPARİŞ EDİLMELİDİR.
THE PROFILES R50 A 01- R50 A 10 MUST BE ORDERED WITH SPECIAL ANODIZED SUITABLE FOR BONDING PROCESS.

Nr		L m	KESİM ÖLÇÜSÜ CUTTING SIZE	AKS. KODU ACS. CODE
R50 V 28	A011366	25 L 38 (A002074)	27,0 mm	157 L 38
		25 L 61 (A001034)	5,9 mm	128 L 61
AR50V34	A011283	25 L 38 (A002074)	27,0 mm	157 L 38
		A011806	25 L 69 (A011097)	5,7 mm

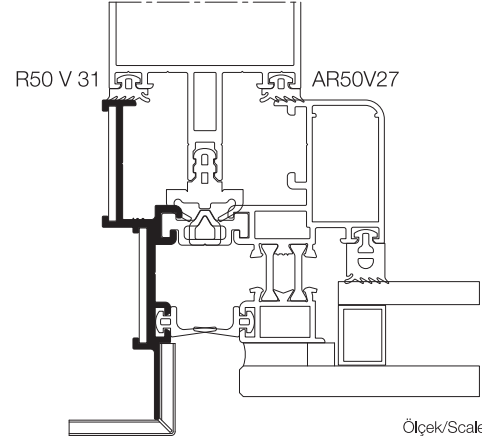
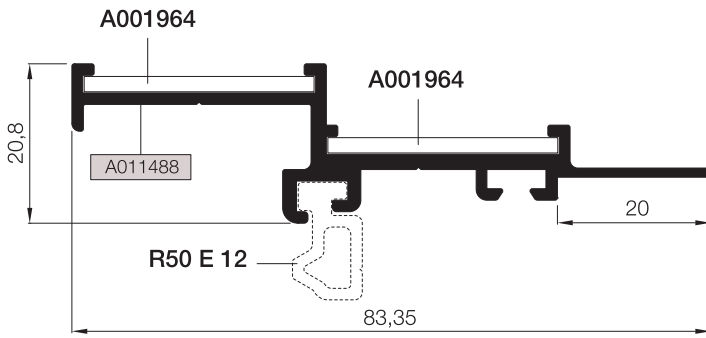
Nr		L m	KESİM ÖLÇÜSÜ CUTTING SIZE	AKS. KODU ACS. CODE
AR50V35	A011628	25 L 69 (A011097)	6,8 mm	275 L 69
		A011806	25 L 69 (A011097)	5,7 mm

KASET VE TESPİT PROFİLLERİ VENT & CONNECTION PROFILES

RT50

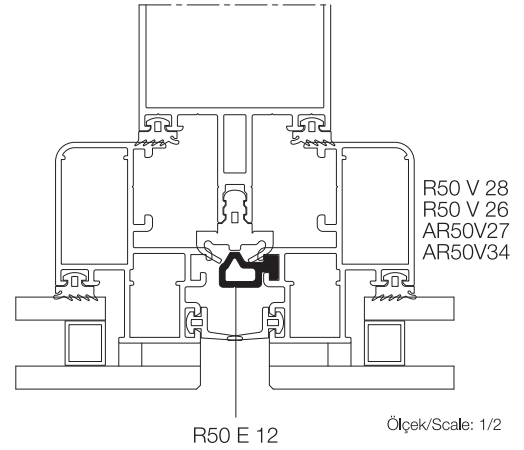
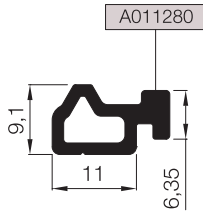
KOD / CODE	AĞIRLIK (kg/m) / WEIGHT	Jxx cm ⁴	Jyy cm ⁴	L m	
R50 V 31	0,641	10,176	0,584	6	
R50 E 12	0,189	-	-	6	

R50 V 31 (R50 V 27 ile)



Ölçek/Scale: 1/2

R50 E 12*



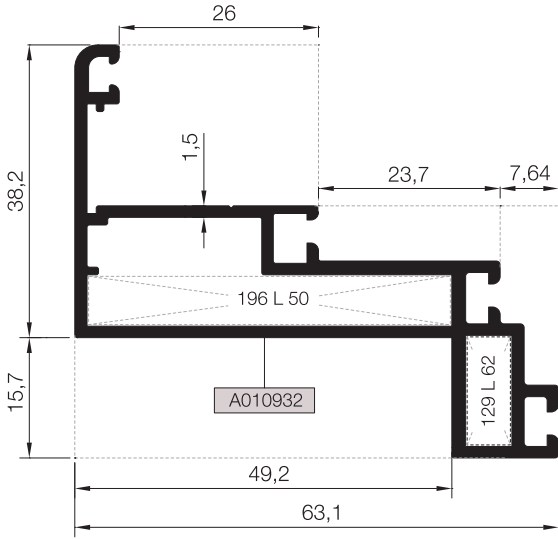
Ölçek/Scale: 1/2

*R50 E 12 MAX. 20 CM'DE BİR 5 CM'LİK PARÇALAR HALİNDE KULLANILMALIDIR.
THE PROFILE R50 E 12 SHOULD BE USED 5 CM LENGHT IN EVERY 20 CM DISTANCE

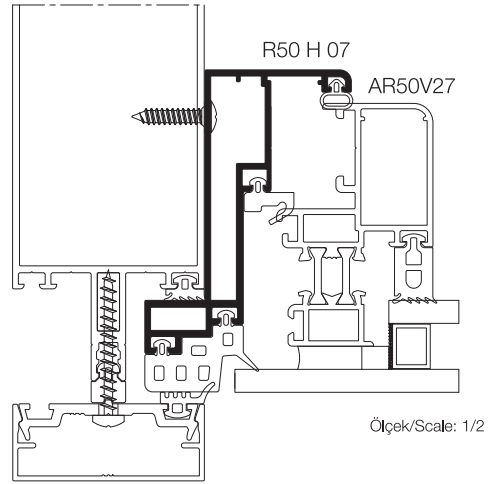
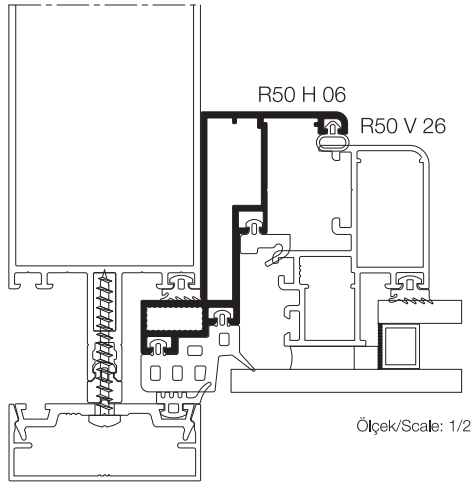
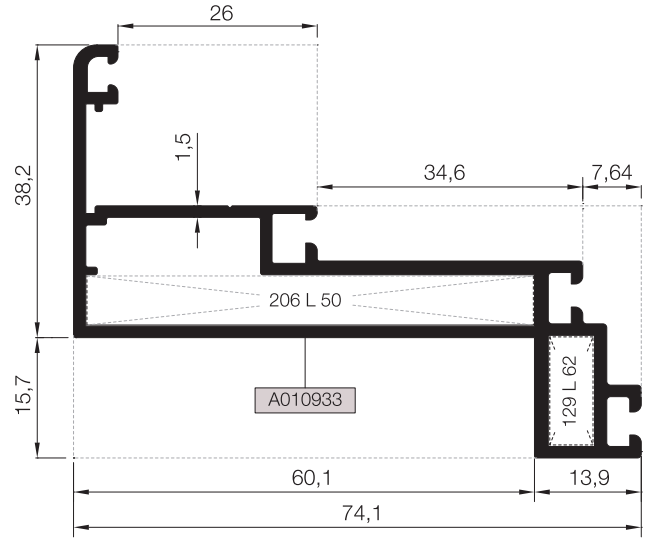
Nr		L m	KESİM ÖLÇÜSÜ CUTTING SIZE	AKS. KODU ACS. CODE	
R50 V 31	A011488		A001964 (40x40x2L)	30 mm	----
			A001964 (40x40x2L)	30 mm	----

KOD / CODE	AĞIRLIK (kg/m) / WEIGHT	Jxx cm ⁴	Jyy cm ⁴	L m	
R50 H 06	1,012	17,114	5,870	6	
R50 H 07	1,110	26,073	5,939	6	

R50 H 06



R50 H 07



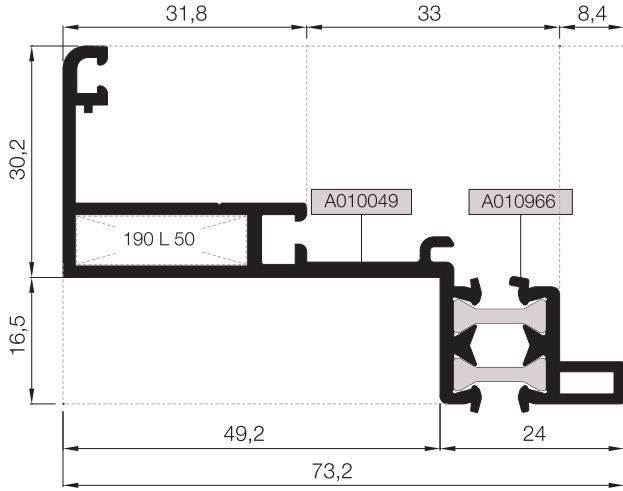
Nr		L m	KESİM ÖLÇÜSÜ CUTTING SIZE	AKS. KODU ACS. CODE
R50 H 06	A010932	25 L 50 (A010838)	47,2 mm	196 L 50
		25 L 62 (A002442)	5,7 mm	129 L 62
R50 H 07	A010933	25 L 50 (A010838)	58,2 mm	206 L 50
		25 L 62 (A002442)	5,7 mm	129 L 62

KASA PROFİLLERİ FRAME PROFILES

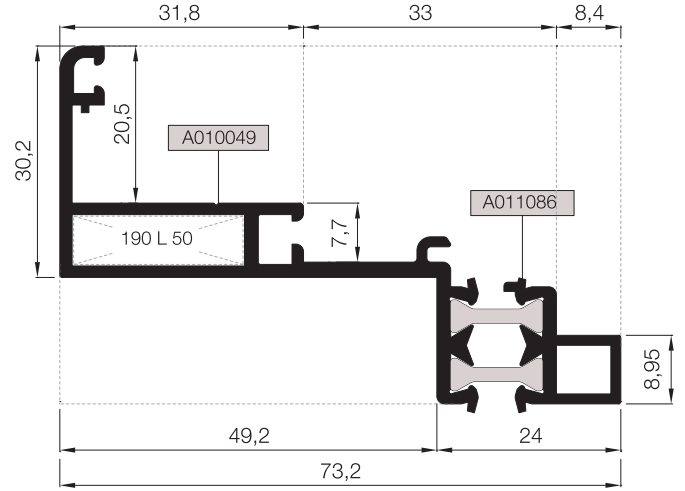
RT50

KOD / CODE	AĞIRLIK (kg/m) / WEIGHT	Jxx cm ⁴	Jyy cm ⁴	L m	
AR50H09	1,024	14,837	4,391	6	
AR50H11	1,036	15,343	4,371	6	
AR50H15	1,008	14,374	4,065	6	

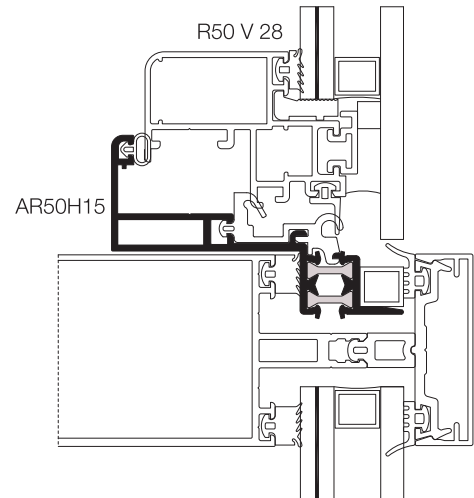
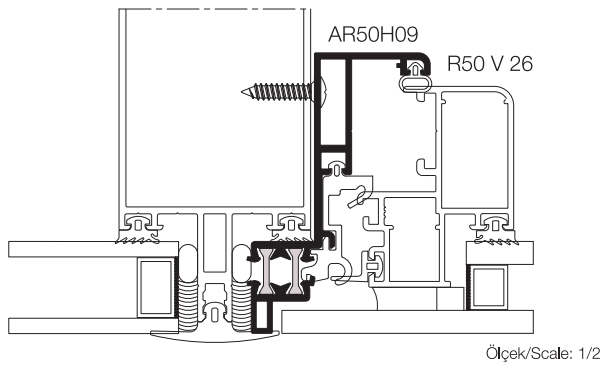
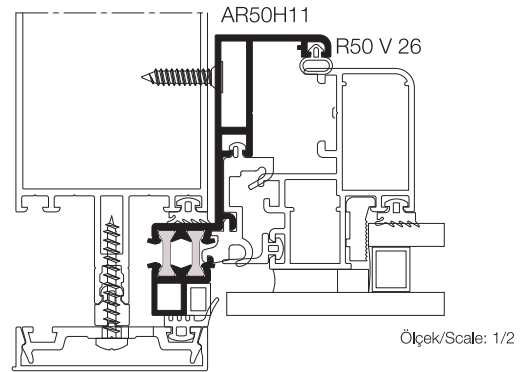
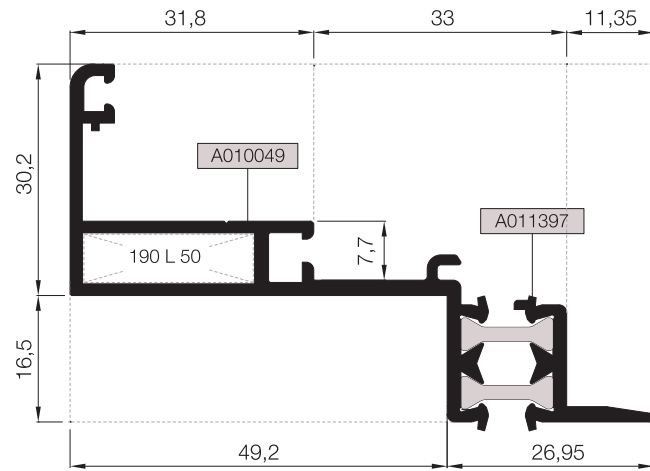
AR50H09



AR50H11



AR50H15

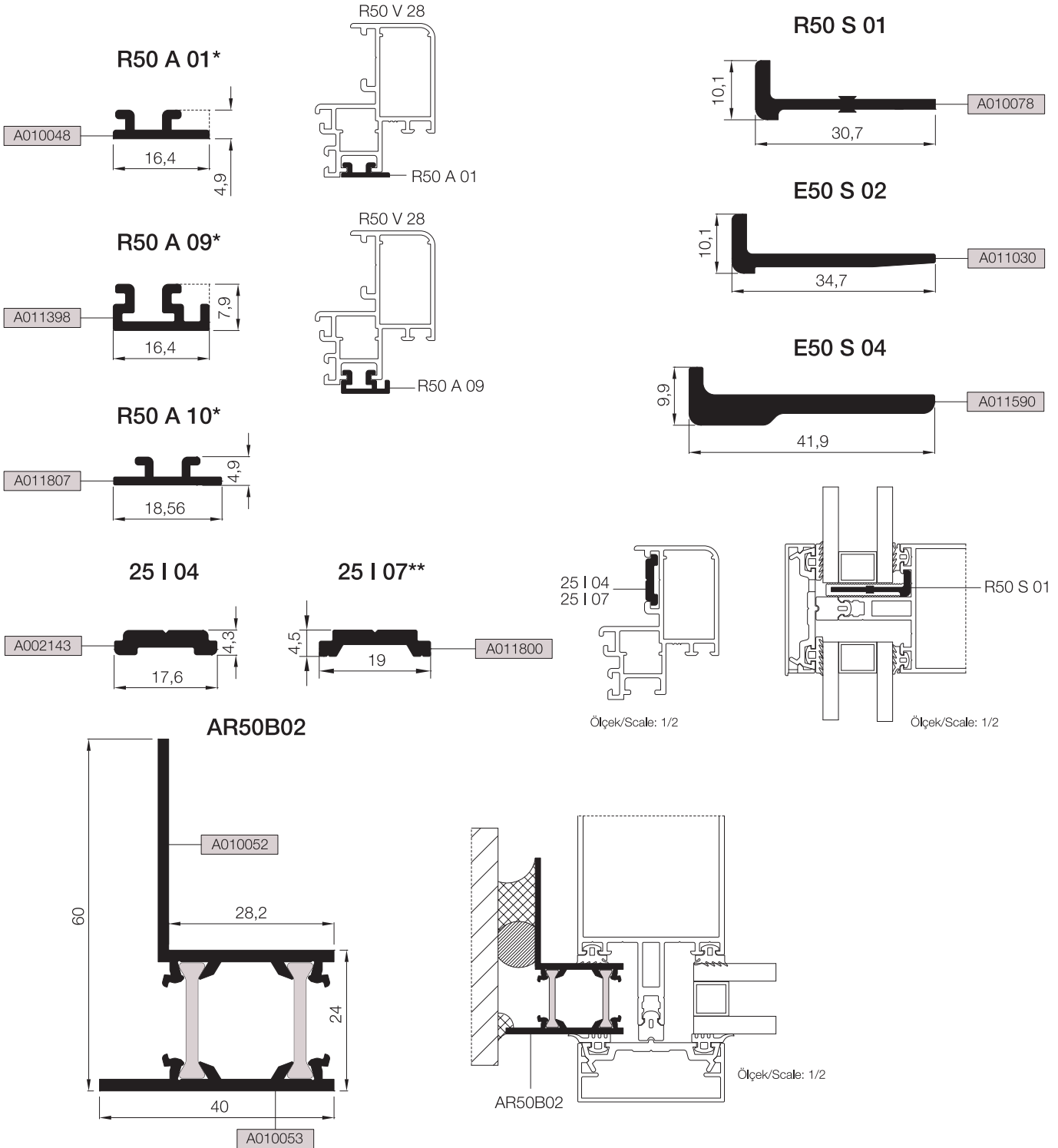
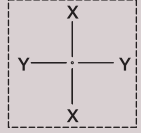


Nr		L m	KESİM ÖLÇÜSÜ CUTTING SIZE	AKS. KODU ACS. CODE
AR50H09	A010049	25 L 50 (A010838)	22,2 mm	190 L 50
AR50H11	A010049	25 L 50 (A010838)	22,2 mm	190 L 50
AR50H15	A010049	25 L 50 (A010838)	22,2 mm	190 L 50

CAM YAPIŞTIRMA, TİJ, TAKOZ VE BAĞLANTI PROFİLLERİ SLIDING ROD, GLASS SUPPORT AND CONNECTION PROFILES

RT50

KOD / CODE	AĞIRLIK (kg/m) / WEIGHT	L m	KOD / CODE	AĞIRLIK (kg/m) / WEIGHT	L m
R50 A 01	0,105	6	25 I 07	0,143	6
R50 A 09	0,160	6	R50 S 01	0,207	6
R50 A 10	0,116	6	E50 S 02	0,252	6
R50 E 12	0,189	6	E50 S 04	0,470	6
25 I 04	0,153	6	AR50B02	0,824	6



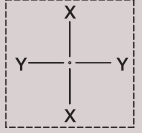
*R50 A 01 - R50 A 09 - R50 A 10 KODLU PROFİLLER BONDING İŞLEMİNE UYGUN ÖZEL ELOKSALLI SİPARİŞ EDİLMELİDİR.
THE PROFILES R50 A 01 - R50 A 09 - R50 A 10 MUST BE ORDERED WITH SPECIAL ANODIZED SUITABLE FOR BONDING PROCESS.
**GİESSE KOL VE KİLİTLEME AKSESUARLARI SADECE 25 I 07 TİJ PROFİLİ İLE KULLANILMALIDIR.
GİESSE HANDLE AND LOCKING ACCESSORIES SHOULD BE USED WITH ONLY 25 I 07 ROD PROFILE.

CAM TAŞIMA, TIRNAK VE TEK CAM ÇITA PROFİLLERİ

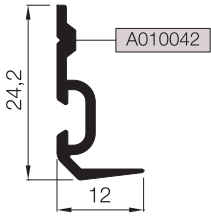
GLASS SUPPORT, GLAZING BEAD PROFILES

RT50

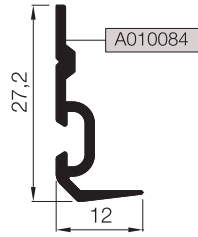
KOD / CODE	AĞIRLIK (kg/m) / WEIGHT	L m	KOD / CODE	AĞIRLIK (kg/m) / WEIGHT	L m
R50 R 01	0,158	6	R50 R 15	0,144	6
R50 R 02	0,169	6	R50 G 01	0,219	6
R50 R 03	0,111	6	R50 G 02	0,249	6
R50 R 04	0,181	6	R50 G 03	0,280	6
R50 R 05	0,166	6	R50 G 04	0,310	6
R50 R 06	0,154	6	R50 G 05	0,340	6
R50 R 11	0,107	6	R50 G 06	0,136	6



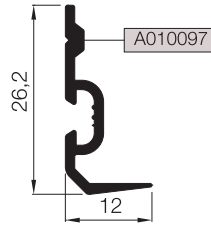
R50 R 01



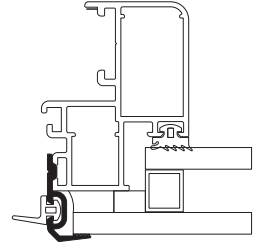
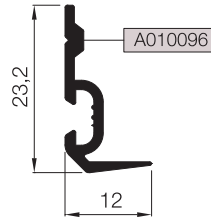
R50 R 02



R50 R 05



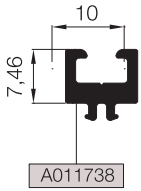
R50 R 06



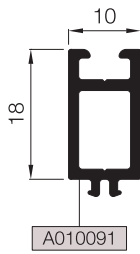
R50 R 01
R50 R 02
R50 R 05
R50 R 06

Ölçek/Scale: 1/2

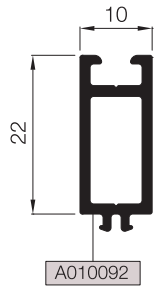
R50 G 06



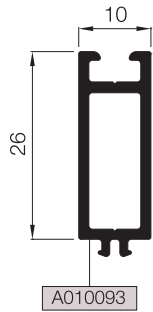
R50 G 01



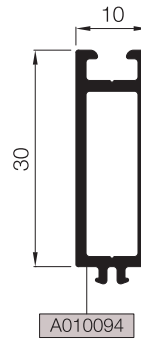
R50 G 02



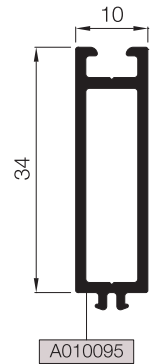
R50 G 03



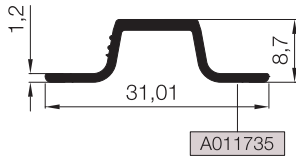
R50 G 04



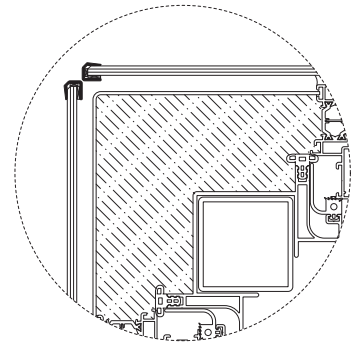
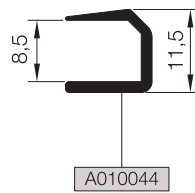
R50 G 05



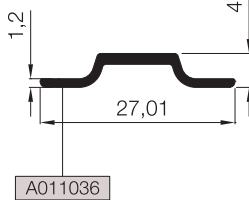
R50 R 15



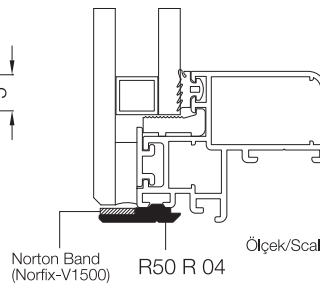
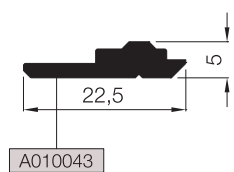
R50 R 03



R50 R 11



R50 R 04



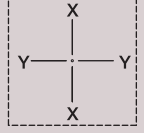
Norton Band (Norfix-V1500) R50 R 04

Ölçek/Scale: 1/2

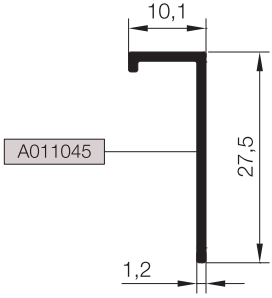
DÜŞEY VE YATAY BAĞLANTI PROFİLLERİ
MULLION AND TRANSOM CONNECTION PROFILES

RT50

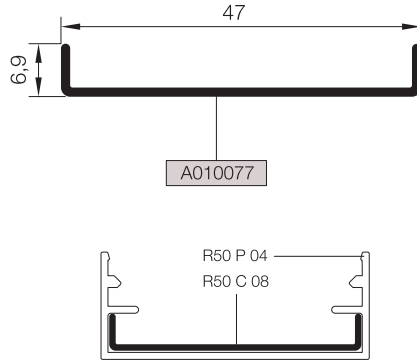
KOD / CODE	AĞIRLIK (kg/m) / WEIGHT	L m	KOD / CODE	AĞIRLIK (kg/m) / WEIGHT	L m
R50 C 17	0,133	6	R50 C 06	2,033	6
R50 C 08	0,187	6	R50 C 10	1,715	6
R50 C 16	7,104	6			




R50 C 17



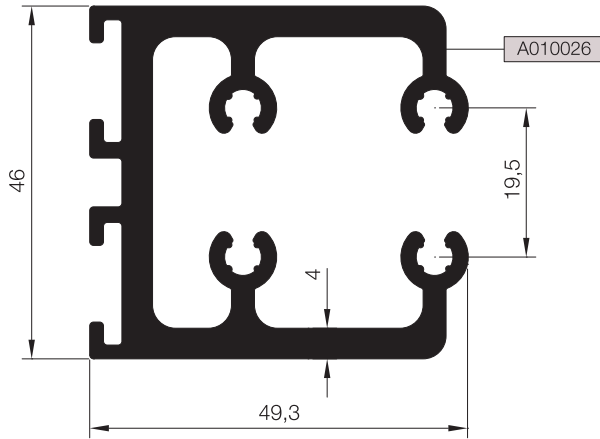
R50 C 08



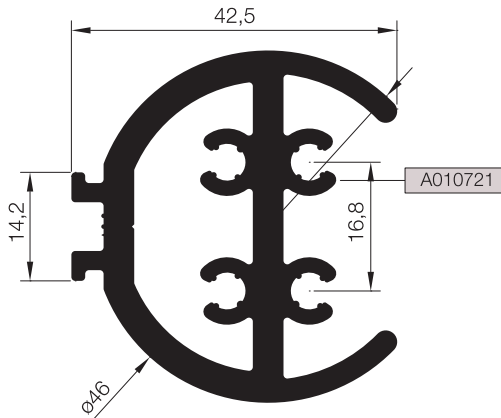
R50 C 16



R50 C 06



R50 C 10



STOKTA BULUNAN SİSTEM PROFİLLERİNİN LİSTESİ (LIST OF SYSTEM PROFILES IN STOCK)

Nr			MIN. SİPARİŞ MİKTARI MIN. ORDER QUANTITY
AR50V27	A011283	75 kg	150 kg
	A010032	75 kg	
AR50H09	A010049	75 kg	150 kg
	A010966	75 kg	
R50 T 02	A010007		75 kg
R50 T 03	A010008		75 kg
R50 T 04	A010009		75 kg
R50 T 05	A010010		75 kg
R50 T 06	A010011		75 kg
R50 T 13	A010968		75 kg
R50 T 17	A011166		75 kg
R50 T 18	A011173		75 kg
R50 P 01	A02357A		75 kg
R50 P 03	A02359A		75 kg
R50 P 06	A02381A		75 kg
R50 P 15	A10054A		75 kg
R50 P 16	A10055A		75 kg
R50 P 32	A011137		75 kg
R50 R 04	A010043		75 kg
R50 S 01	A010078		75 kg
R50 V 26	A011278		75 kg
R50 V 28	A011366		75 kg
R50 H 06	A010932		75 kg
R50 A 01	A010048		75 kg
R50 C 06	A010026		75 kg
R50 C 16	A011043		75 kg
R50 E 12	A011280		75 kg

* STOKTA BULUNMAYAN TÜM PROFİLLER İÇİN MİNİMUM SİPARİŞ MİKTARI 300'KG'DİR.
MINIMUM ORDER QUANTITY FOR ALL THE PROFILES THAT ARE NOT IN STOCK IS 300 KG.

MİMARİ KATALOG

ARCHITECTURAL CATALOGUE

Alüminyum Kapı Pencere ve Giydirme Cephe Sistemleri
Aluminium Window Doors and Facade Systems



Rescara Sistem Detayları
Rescara System Details

RT50

CAM TABLOLARI

GLASS TABLES

DÜŞEY VE YATAY BAĞLANTILAR

MULLION & TRANSOM CONNECTION PIECES

KÖŞE TAKOZLARI

CORNER CLEATS

01

02

03

04

05

06

07

08

09

10

CAM TABLOSU / KAPAKLI CEPHE
GLASS TABLE / CURTAIN WALL WITH CAPE

RT50

01

02

03

04

05

06

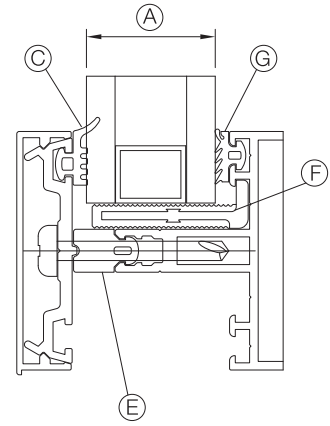
07

08

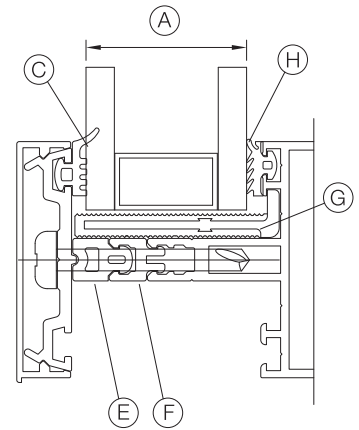
09

10

A	B	C	E	F	G
CAM GLASS	İÇ CAM FİTİLİ GLASS GASKET	DIŞ CAM FİTİLİ GLASS GASKET	ORTA FİTİL CENTRAL GASKET	CAM TAKOZU SUPPORTER	İÇ CAM FİTİLİ GLASS GASKET
18 mm	01.02.01	01.11.01	01.05.01	R50 S 01	01.03.01
19 mm	01.02.02	01.11.01	01.05.01	R50 S 01	01.03.02
20 mm	01.02.03	01.11.01	01.05.01	R50 S 01	01.03.03
21 mm	01.02.04	01.11.01	01.05.01	R50 S 01	01.03.04
22 mm	01.02.05	01.11.01	01.05.01	R50 S 01	01.03.05
23 mm	01.02.06	01.11.01	01.05.01	R50 S 01	01.03.06
24 mm	01.02.07	01.11.01	01.05.01	R50 S 01	01.03.07
25 mm	01.02.07	01.11.01	01.05.02	R50 S 01	01.03.07
26 mm	01.02.07	01.11.01	01.05.03	R50 S 01	01.03.07
27 mm	01.02.07	01.11.01	01.05.04	R50 S 01	01.03.07
28 mm	01.02.07	01.11.01	01.05.05	R50 S 01	01.03.07
29 mm	01.02.07	01.11.01	01.05.06	R50 S 01	01.03.07

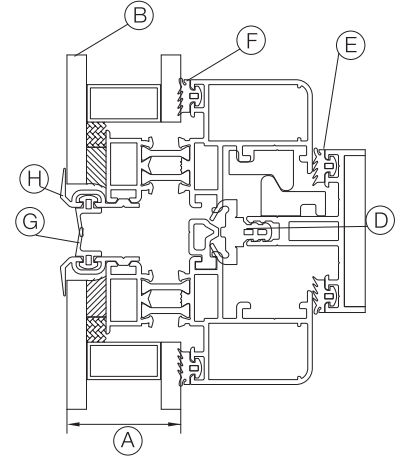


A	B	C	E	G	H	F
CAM GLASS	İÇ CAM FİTİLİ GLASS GASKET	DIŞ CAM FİTİLİ GLASS GASKET	ORTA FİTİL CENTRAL GASKET	CAM TAKOZU SUPPORTER	İÇ CAM FİTİLİ GLASS GASKET	PVC PROFİL PVC PROFILE
30 mm	01.02.06	01.11.01	01.05.01	R50 S 01	01.03.06	02.01.01
31 mm	01.02.07	01.11.01	01.05.01	R50 S 01	01.03.07	02.01.01
32 mm	01.02.07	01.11.01	01.05.02	R50 S 01	01.03.07	02.01.01
33 mm	01.02.07	01.11.01	01.05.03	R50 S 01	01.03.07	02.01.01
34 mm	01.02.07	01.11.01	01.05.04	R50 S 01	01.03.07	02.01.01
35 mm	01.02.07	01.11.01	01.05.05	R50 S 01	01.03.07	02.01.01
36 mm	01.02.07	01.11.01	01.05.06	R50 S 01	01.03.07	02.01.01
37 mm	01.02.07	01.11.01	01.05.02	R50 S 01	01.03.07	02.01.08
38 mm	01.02.07	01.11.01	01.05.03	R50 S 01	01.03.07	02.01.08
39 mm	01.02.07	01.11.01	01.05.04	R50 S 01	01.03.07	02.01.08
40 mm	01.02.07	01.11.01	01.05.05	R50 S 01	01.03.07	02.01.08



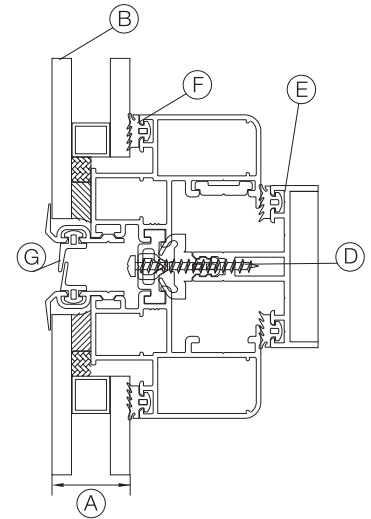
KULLANILAN PROFİL: R50 V 26 - R50 V 27

A	F (İÇ CAM FITİLİ)			D	E	G
	B, DIŞ CAM KALINLIĞI (GLASS THICKNESS (OUT))					
CAM GLASS	5 mm R50 R 06	6 mm R50 R 01	8 mm R50 R 05	ORTA FITİL CENTRAL GASKET	CAM FITİLİ GLASS GASKET	TIRNAK FITİLİ GASKET
21 mm	01.02.01	—	—	01.07.01	01.03.07	01.08.03
22 mm	01.02.02	01.02.01	—	01.07.01	01.03.07	01.08.03
23 mm	01.02.03	01.02.02	—	01.07.01	01.03.07	01.08.03
24 mm	—	01.02.03	01.02.01	01.07.01	01.03.07	01.08.03
25 mm	01.02.05	—	01.02.02	01.07.01	01.03.07	01.08.03
26 mm	01.02.06	01.02.05	01.02.03	01.07.01	01.03.07	01.08.03
27 mm	01.02.07	01.02.06	—	01.07.01	01.03.07	01.08.03
28 mm	—	01.02.07	01.02.05	01.07.01	01.03.07	01.08.03
29 mm	01.03.02	—	01.02.06	01.07.01	01.03.07	01.08.03
30 mm	01.03.03	01.03.02	01.02.07	01.07.01	01.03.07	01.08.03
31 mm	01.03.04	01.03.03	—	01.07.01	01.03.07	01.08.03
32 mm	—	01.03.04	01.03.02	01.07.01	01.03.07	01.08.03
33 mm	01.03.06	01.03.05	01.03.03	01.07.01	01.03.07	01.08.03
34 mm	01.03.07	01.03.06	01.03.04	01.07.01	01.03.07	01.08.03
35 mm	—	01.03.07	—	01.07.01	01.03.07	01.08.03
36 mm	—	—	01.03.06	01.07.01	01.03.07	01.08.03
37 mm	—	—	01.03.07	01.07.01	01.03.07	01.08.03



KULLANILAN PROFİLLER: R50 V 26 - R50 V 28

A	F (İÇ CAM FITİLİ)			D	E	G
	B, DIŞ CAM KALINLIĞI (GLASS THICKNESS (OUT))					
CAM GLASS	5 mm R50 R 06	6 mm R50 R 01	8 mm R50 R 05	ORTA FITİL CENTRAL GASKET	CAM FITİLİ GLASS GASKET	TIRNAK FITİLİ GASKET
18 mm	01.03.02	01.03.01	01.02.06	01.07.01	01.03.07	01.08.03
19 mm	01.03.03	01.03.02	01.02.07	01.07.01	01.03.07	01.08.03
20 mm	01.03.04	01.03.03	01.03.01	01.07.01	01.03.07	01.08.03
21 mm	01.03.05	01.03.04	01.03.02	01.07.01	01.03.07	01.08.03
22 mm	01.03.06	01.03.05	01.03.03	01.07.01	01.03.07	01.08.03
23 mm	01.03.07	01.03.06	01.03.04	01.07.01	01.03.07	01.08.03
24 mm	—	01.03.07	01.03.05	01.07.01	01.03.07	01.08.03
25 mm	—	—	01.03.06	01.07.01	01.03.07	01.08.03
26 mm	—	—	01.03.07	01.07.01	01.03.07	01.08.03



PROFİL KODU (PROFILE CODE)	25 L 15	25 L 35	25 L 38	25 L 50
FABRİKA KODU (FACTORY CODE)	A002060	A010076	A002074	A010838
AĞIRLIK (WEIGHT)	5,167 kg/m	4,192 kg/m	4,854 kg/m	1,748 kg/m
ÇİZİM (DRAWING)				







PROFİL KODU (PROFILE CODE)	25 L 61	25 L 62	25 L 69	
FABRİKA KODU (FACTORY CODE)	A001034	A002442	A011097	
AĞIRLIK (WEIGHT)	3,759 kg/m	4,249 kg/m	3,824 kg/m	
ÇİZİM (DRAWING)				

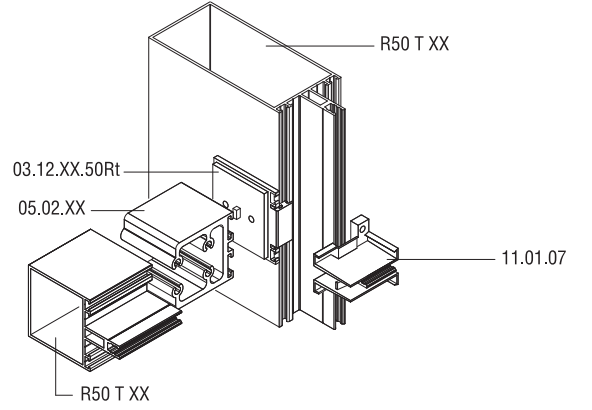
Nr			KESİM ÖLÇÜSÜ CUTTING SIZE	AKS. KODU ACS. CODE
R50 V 22	A011088	25 L 15 (A002060)	45,9 mm	204 L 15
		25 L 61 (A001034)	5,9 mm	128 L 61
R50 V 26	A011278	25 L 38 (A002074)	27,0 mm	157 L 38
		25 L 35 (A010076)	13,8 mm	239 L 35
AR50V27	A011283	25 L 38 (A002074)	27,0 mm	157 L 38
		A010032	25 L 35 (A010076)	7,8 mm
R50 V 28	A011366	25 L 38 (A002074)	27,0 mm	157 L 38
		25 L 61 (A001034)	5,9 mm	128 L 61
AR50V32	A011628	25 L 69 (A011097)	6,8 mm	275 L 69
		A010032	25 L 35 (A010076)	7,8 mm
AR50V34	A011283	25 L 38 (A002074)	27,0 mm	157 L 38
		A011806	25 L 69 (A011097)	5,7 mm
AR50V35	A011628	25 L 69 (A011097)	6,8 mm	275 L 69
		A011806	25 L 69 (A011097)	5,7 mm
R50 H 06	A010932	25 L 50 (A010838)	47,2 mm	196 L 50
		25 L 62 (A002442)	5,7 mm	129 L 62
R50 H 07	A010933	25 L 50 (A010838)	58,2 mm	206 L 50
		25 L 62 (A002442)	5,7 mm	129 L 62
R50 H 09	A010049	25 L 50 (A010838)	22,2 mm	190 L 50
R50 H 11	A010049	25 L 50 (A010838)	22,2 mm	190 L 50
R50 H 12	A011087	25 L 50 (A010838)	66,2 mm	220 L 50
		25 L 62 (A002442)	5,7 mm	129 L 62







YATAY BAĞLANTILAR






TRANSOM CONNECTION PIECES

RT50

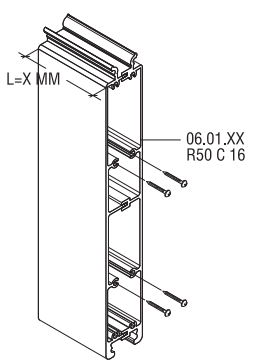
ÇİZİM DRAWING	AKSESUAR KODU ACCESSORIES CODE	PROFİL PROFILE	KESİM ÖLÇÜSÜ CUTTING SIZE
	05.02.01	R50 T 01	L=20,7 mm
	05.02.02	R50 T 02 R50 T 13	L=41,9 mm
	05.02.03	R50 T 03	L=51,9 mm
	05.02.04	R50 T 04 R50 T 18	L=77,8 mm
	05.02.05	R50 T 05	L=97,8 mm
	05.02.06	R50 T 06	L=115,8 mm



ÇİZİM DRAWING	AKSESUAR KODU ACCESSORIES CODE	PROFİL PROFILE	MALZEME MATERIAL
	03.12.01.50Rt	R50 T 01	EPDM
	03.12.02.50Rt	R50 T 02 R50 T 13	EPDM
	03.12.03.50Rt	R50 T 03	EPDM
	03.12.04.50Rt	R50 T 04 R50 T 18	EPDM
	03.12.05.50Rt	R50 T 05	EPDM
	03.12.06.50Rt	R50 T 06	EPDM

ÇİZİM DRAWING	AKSESUAR KODU ACCESSORIES CODE	PROFİL PROFILE	MALZEME MATERIAL
	04.18.02	R50 T 02 R50 T 13	PVC
	04.18.03	R50 T 03	PVC
	04.18.04	R50 T 04 R50 T 18	PVC
	04.18.05	R50 T 05	PVC
	04.18.06	R50 T 06	PVC

* KANAT OLAN BÖLÜMLERDE VE DİKME-KAYIT HEMYÜZ OLDUĞUNDA EPDM CONTA KULLANILMALIDIR.
EPDM PLUG SHOULD BE USED IN THE PARTS WITH VENTS

ÇİZİM DRAWING	AKSESUAR KODU ACCESSORIES CODE	PROFİL PROFILE	KESİM ÖLÇÜSÜ CUTTING SIZE
	06.01.13	R50 T 04	L=77,7 mm
	06.01.14	R50 T 05	L=97,7 mm
	06.01.15	R50 T 06	L=115,7 mm
	06.01.18	R50 T 17	L=137,7 mm
	06.01.24	R50 T 13	L=41,7 mm

MİMARİ KATALOG

ARCHITECTURAL CATALOGUE

Alüminyum Kapı Pencere ve Giydirme Cephe Sistemleri
Aluminium Window Doors and Facade Systems



Rescara Sistem Detayları
Rescara System Details

RT50

DETAYLAR

DETAILS

KAPAKLI CEPHE SİSTEMİ

COVER CAP SYSTEM

01

02

03

04

05

06

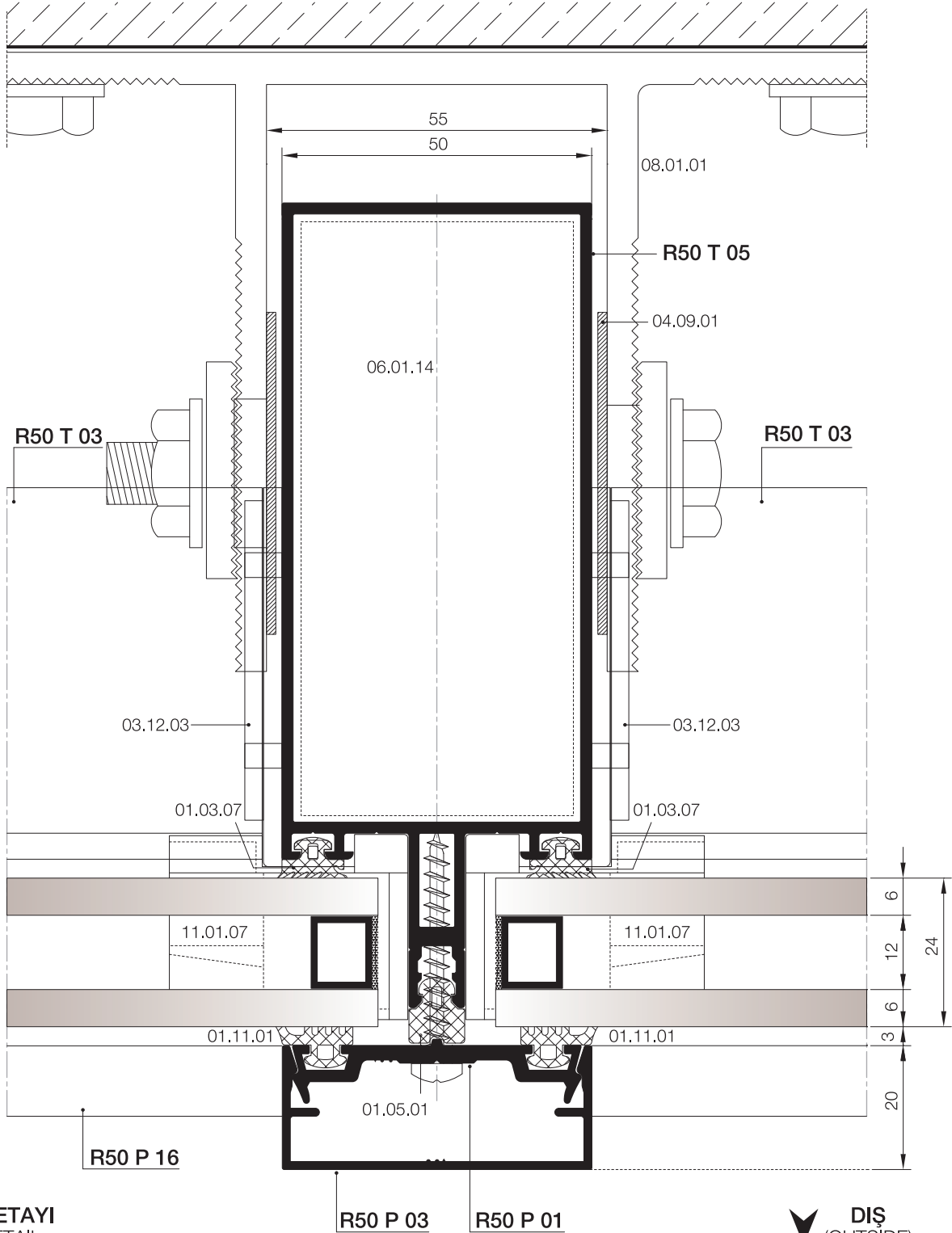
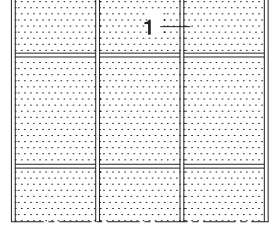
07

08

09

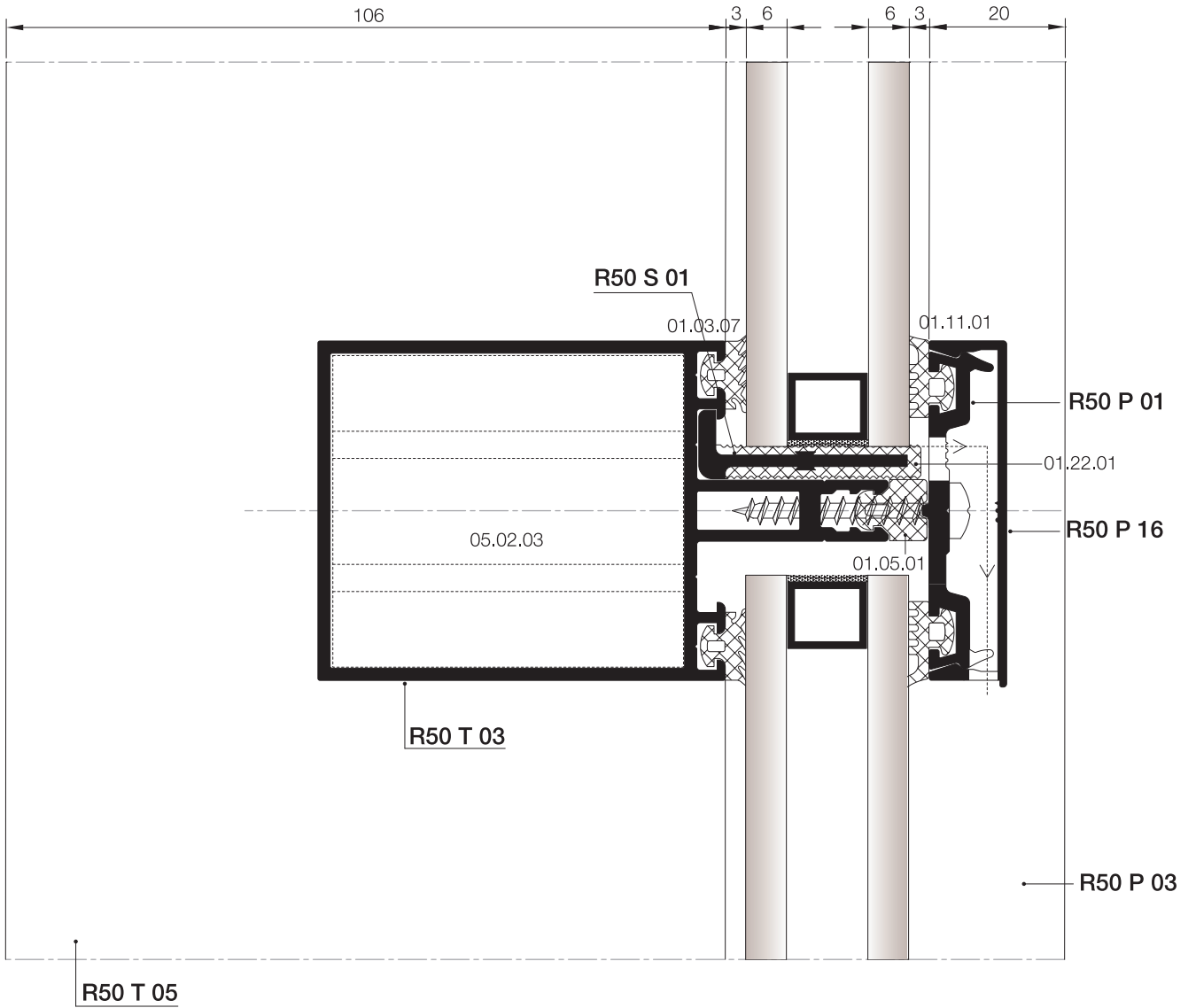
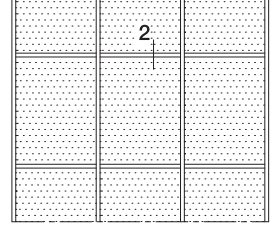
10

KAPAKLI CEPHE DÜŞEY DETAYI
CURTAIN WALL VERTICAL DETAIL

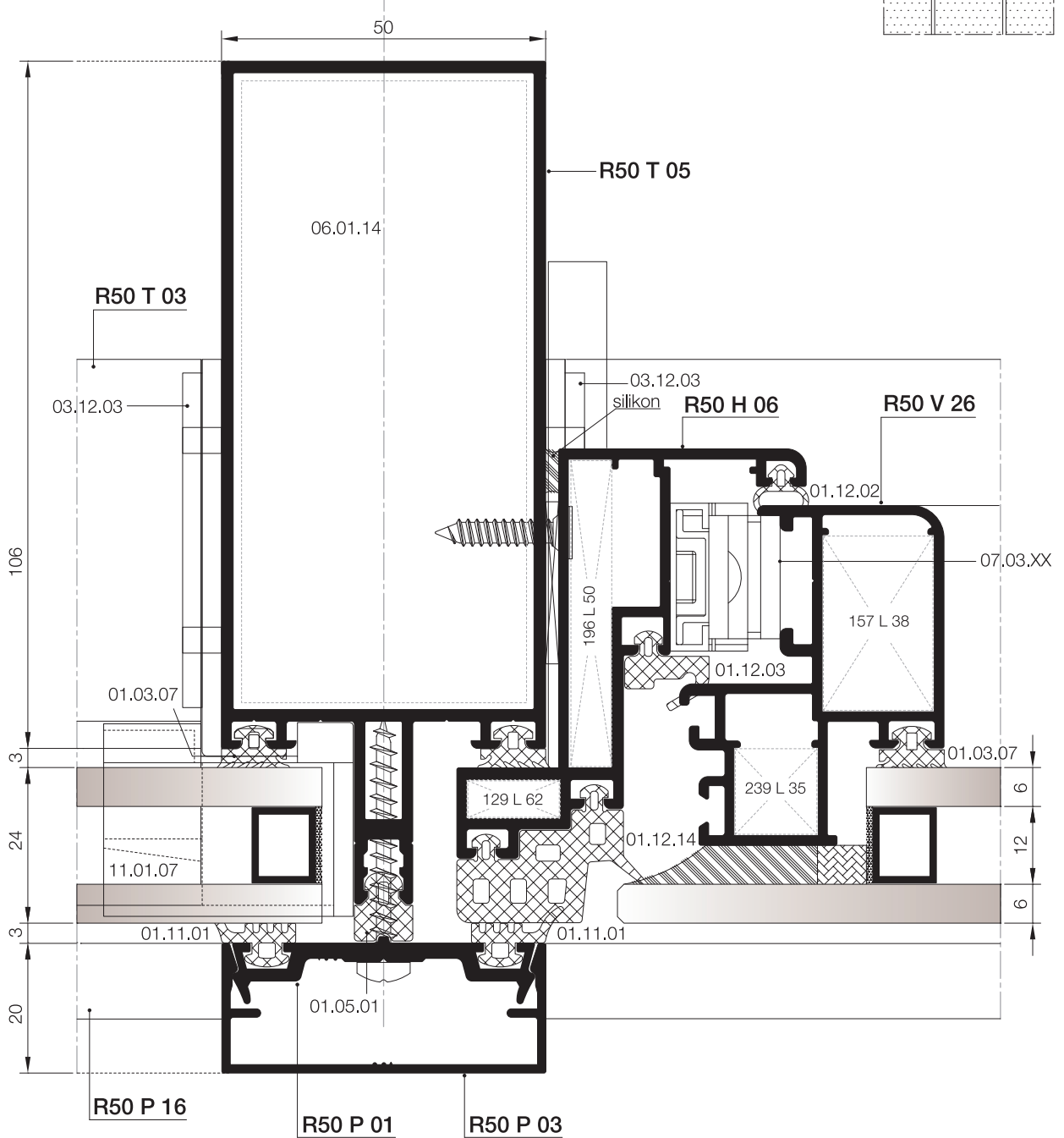
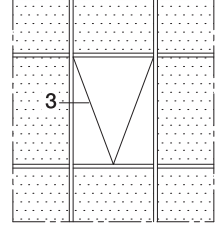


① DETAYI
DETAIL

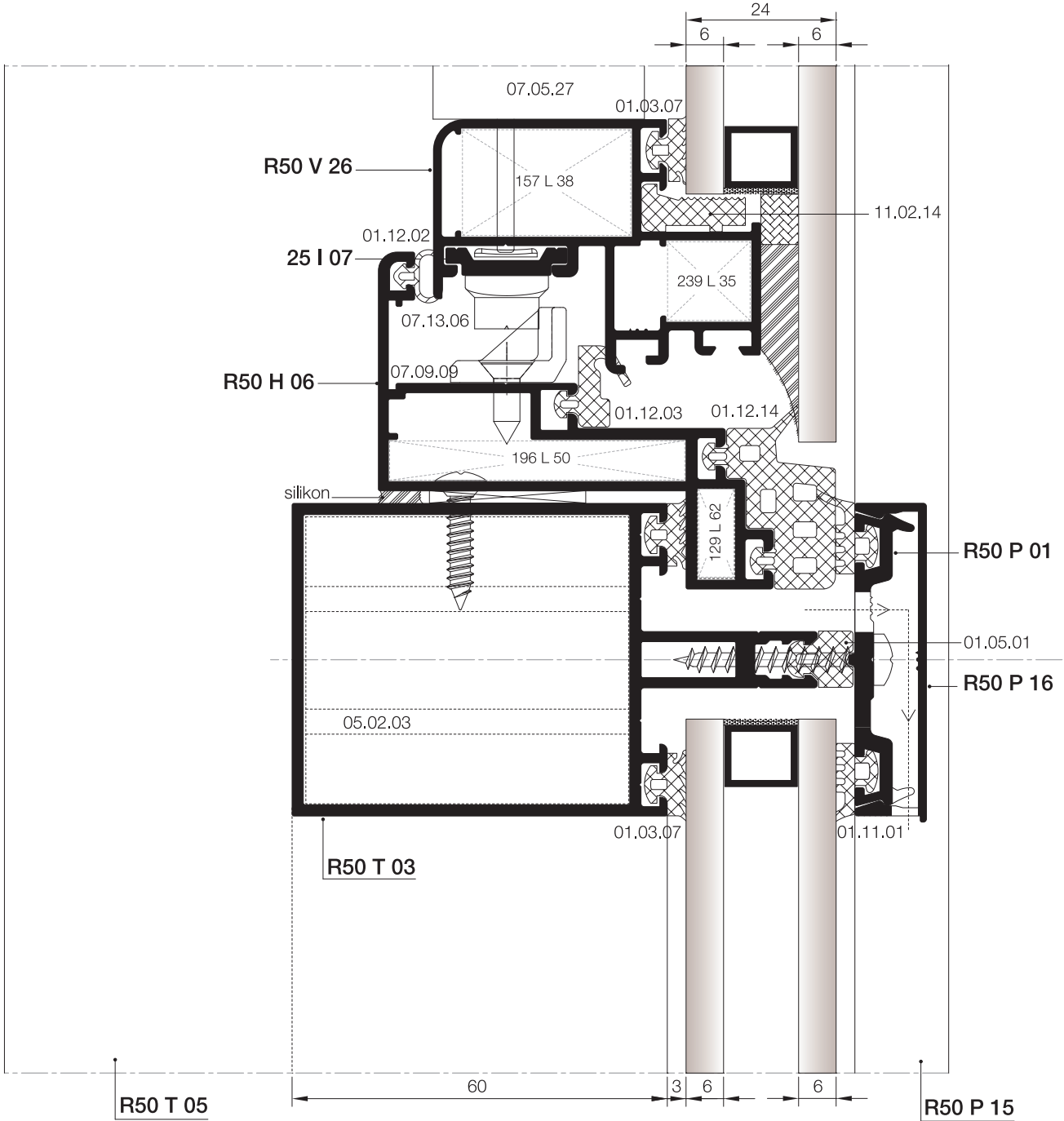
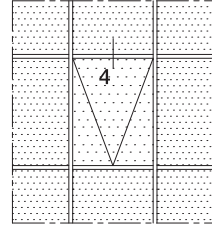
KAPAKLI CEPHE YATAY DETAYI
CURTAIN WALL HORIZONTAL DETAIL



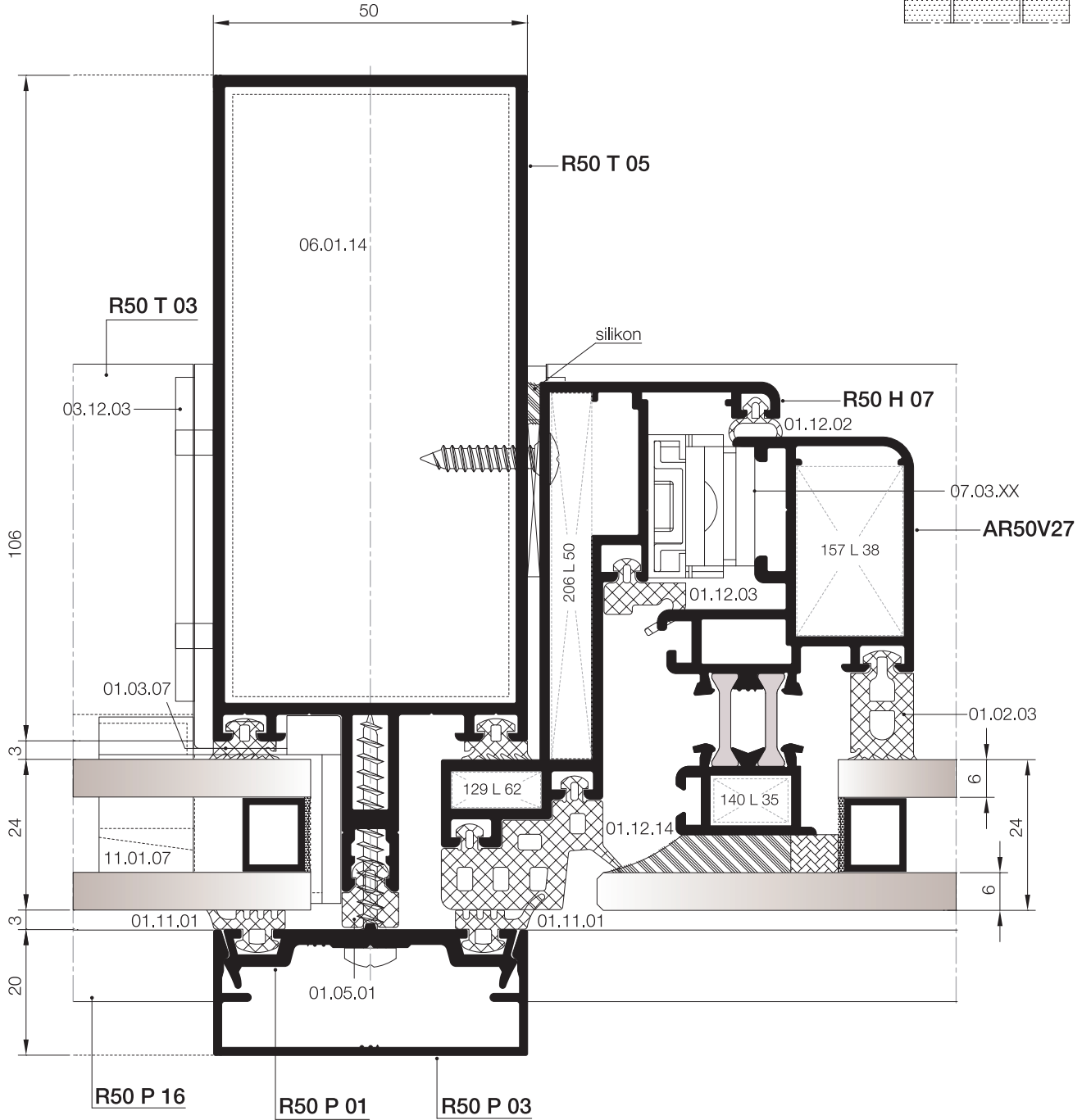
KAPAKLI CEPHE İÇİNDE GİZLİ KANAT DETAYI
DETAIL OF HIDDEN VENT IN CURTAIN WALL

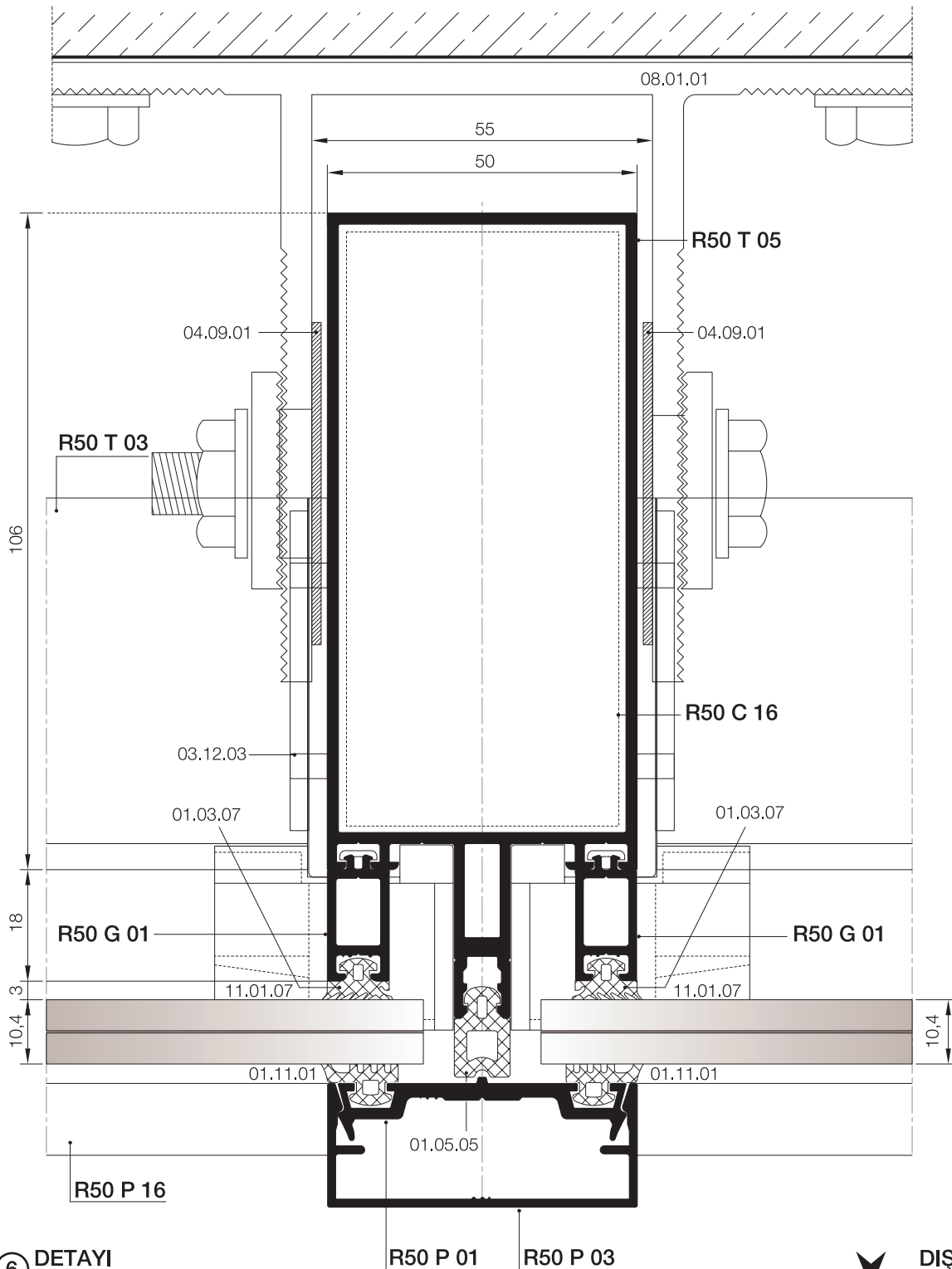
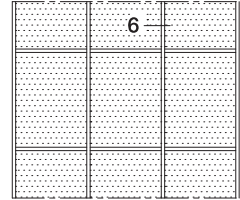


KAPAKLI CEPHE İÇİNDE GİZLİ KANAT DETAYI
DETAIL OF HIDDEN VENT IN CURTAIN WALL



KAPAKLI CEPHE İÇİNDE GİZLİ KANAT DETAYI
DETAIL OF HIDDEN VENT IN CURTAIN WALL





⑥ DETAYI
DETAIL

R50 P 01

R50 P 03

▼ DIŞ
(OUTSIDE)

MİMARİ KATALOG

ARCHITECTURAL CATALOGUE

Alüminyum Kapı Pencere ve Giydirme Cephe Sistemleri
Aluminium Window Doors and Facade Systems



Rescara Sistem Detayları
Rescara System Details

RT50

DETAYLAR

DETAILS

SİLİKON CEPHE SİSTEMİ

STRUCTURAL GLAZING SYSTEM

01

02

03

04

05

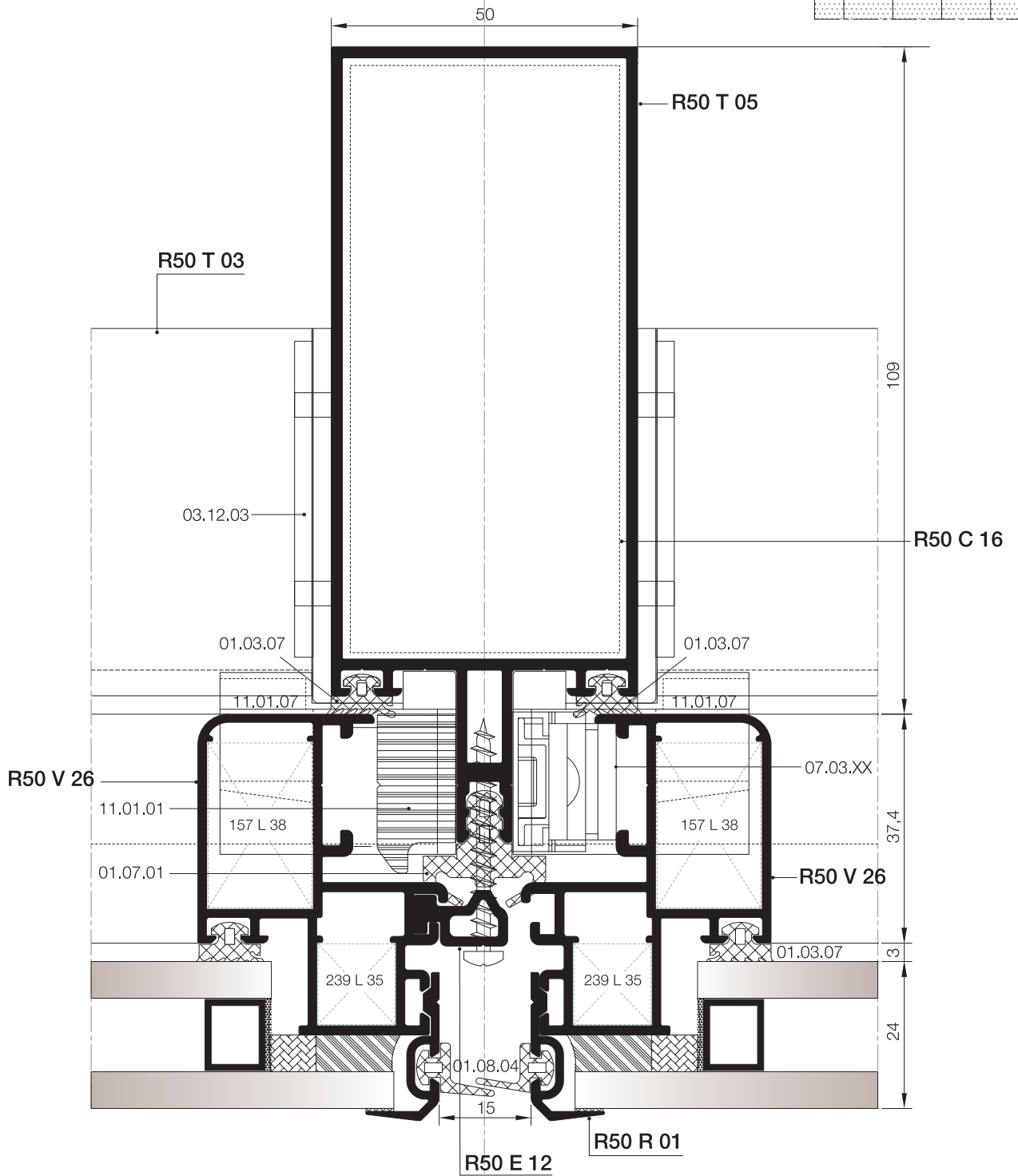
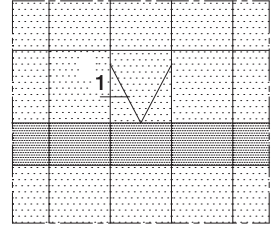
06

07

08

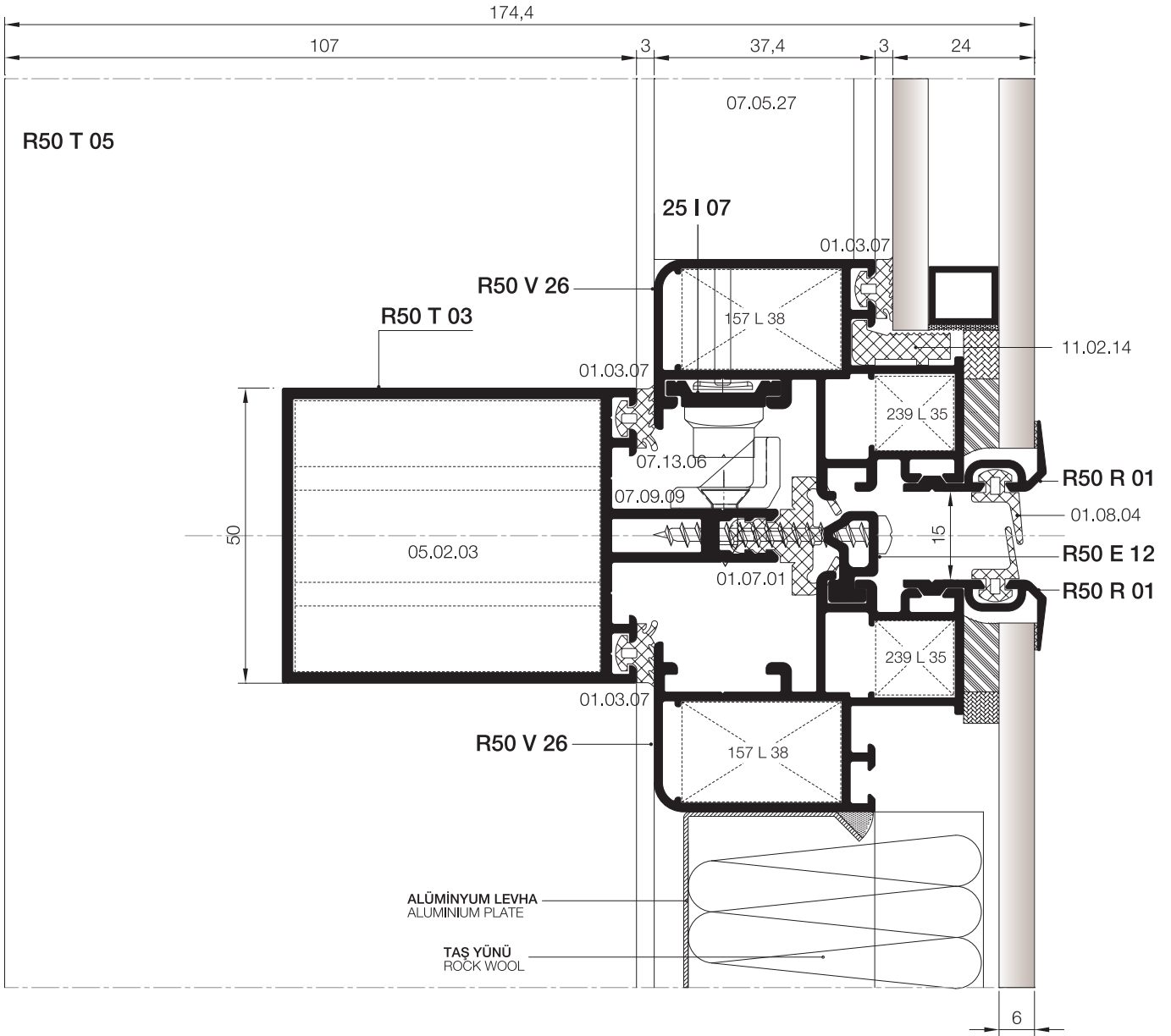
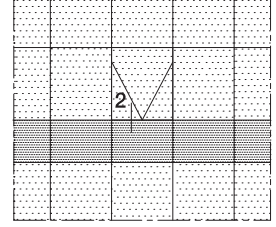
09

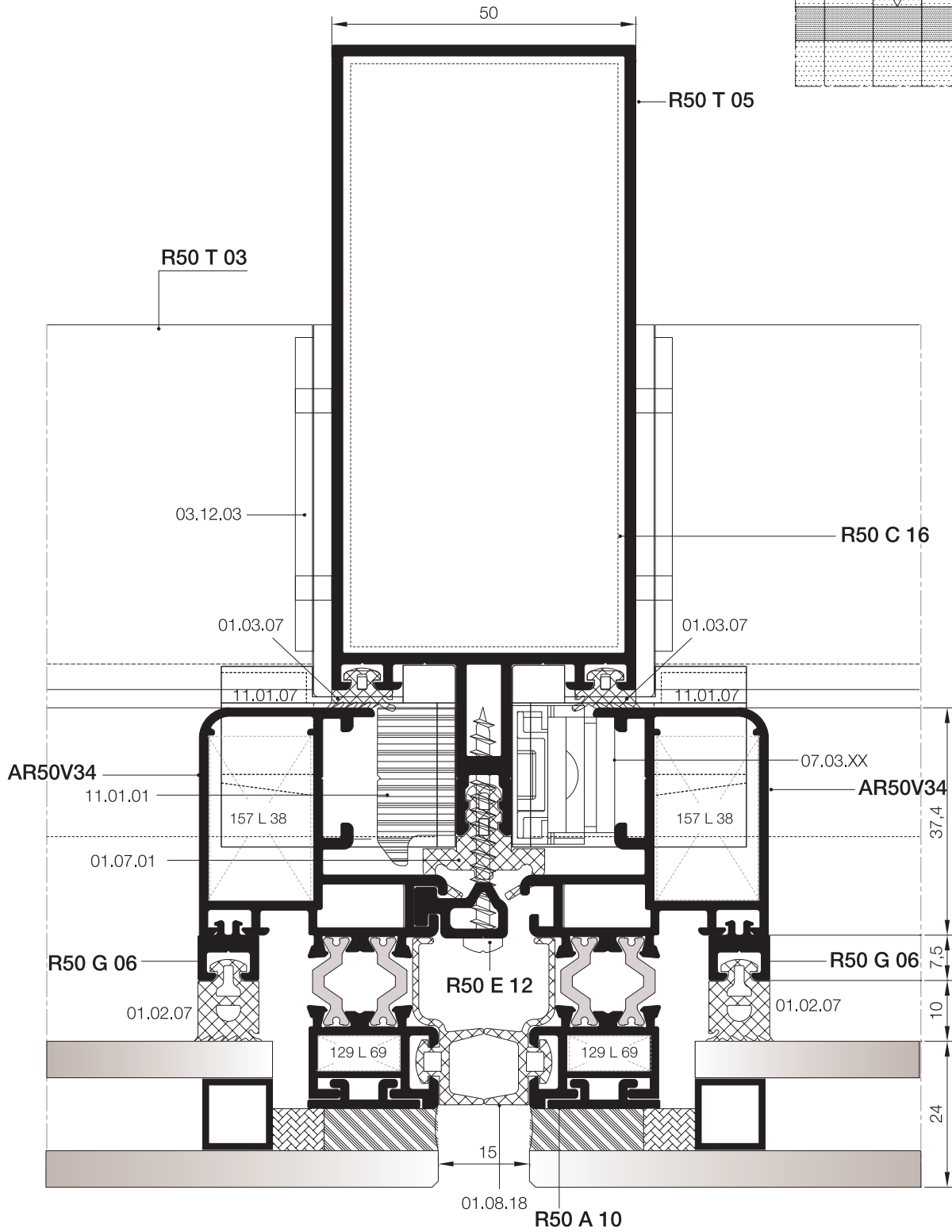
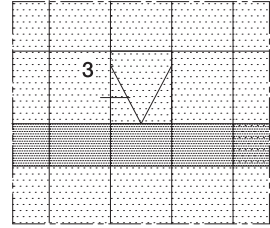
10



① DETAYI
DETAIL

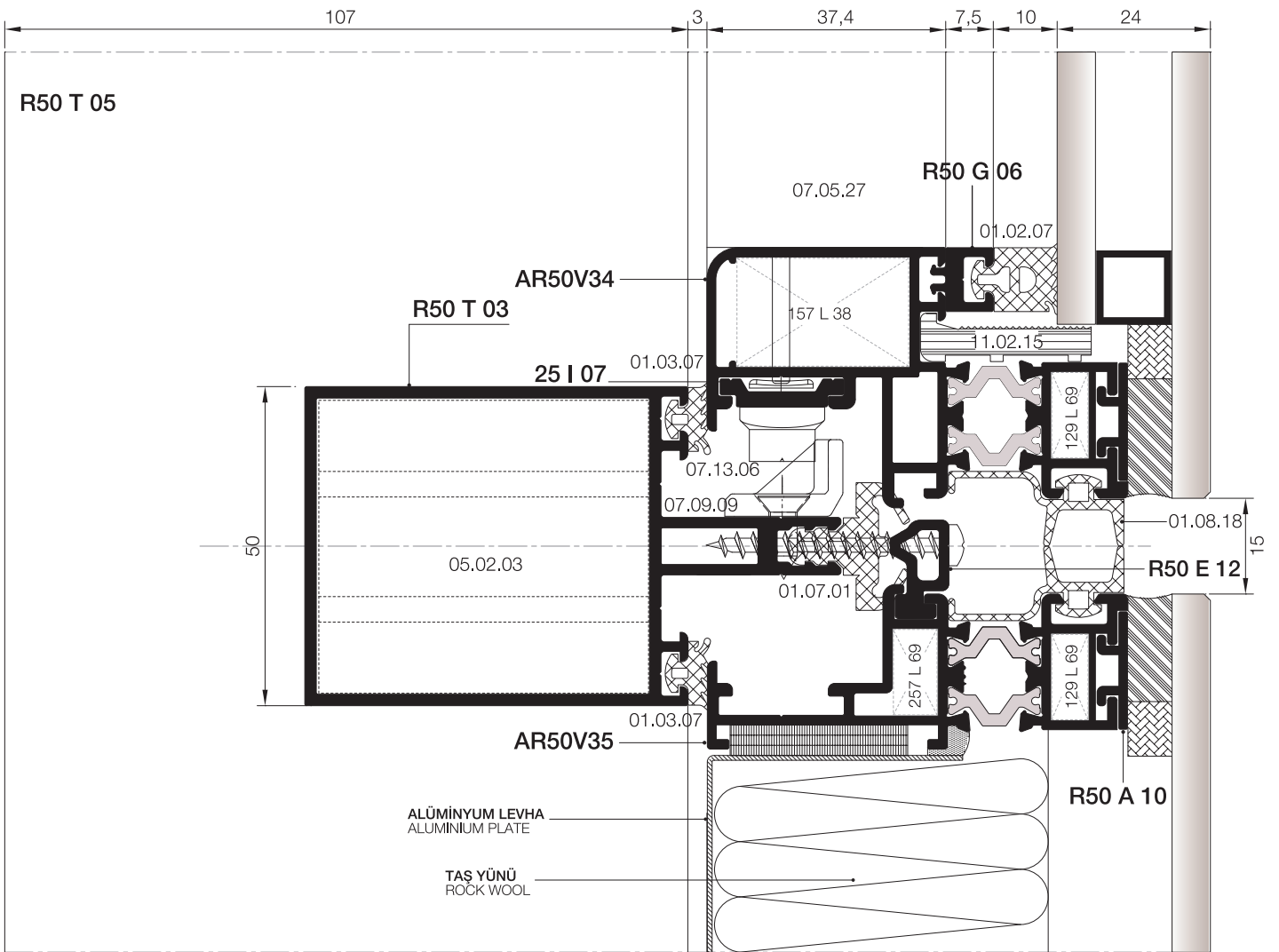
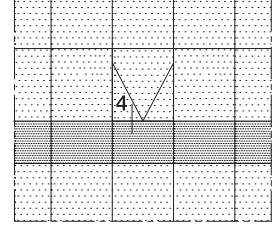
▼ DIŞ
(OUTSIDE)





③ DETAYI
DETAIL

DIŞ
(OUTSIDE)



01

02

03

04

05

06

07

08

09

10

MİMARİ KATALOG

ARCHITECTURAL CATALOGUE

Alüminyum Kapı Pencere ve Giydirme Cephe Sistemleri
Aluminium Window Doors and Facade Systems



Rescara Sistem Detayları
Rescara System Details

RT50

DETAYLAR

DETAILS

YARI KAPAKLI CEPHE SİSTEMİ

SEMI-STRUCTURAL SYSTEM

01

02

03

04

05

06

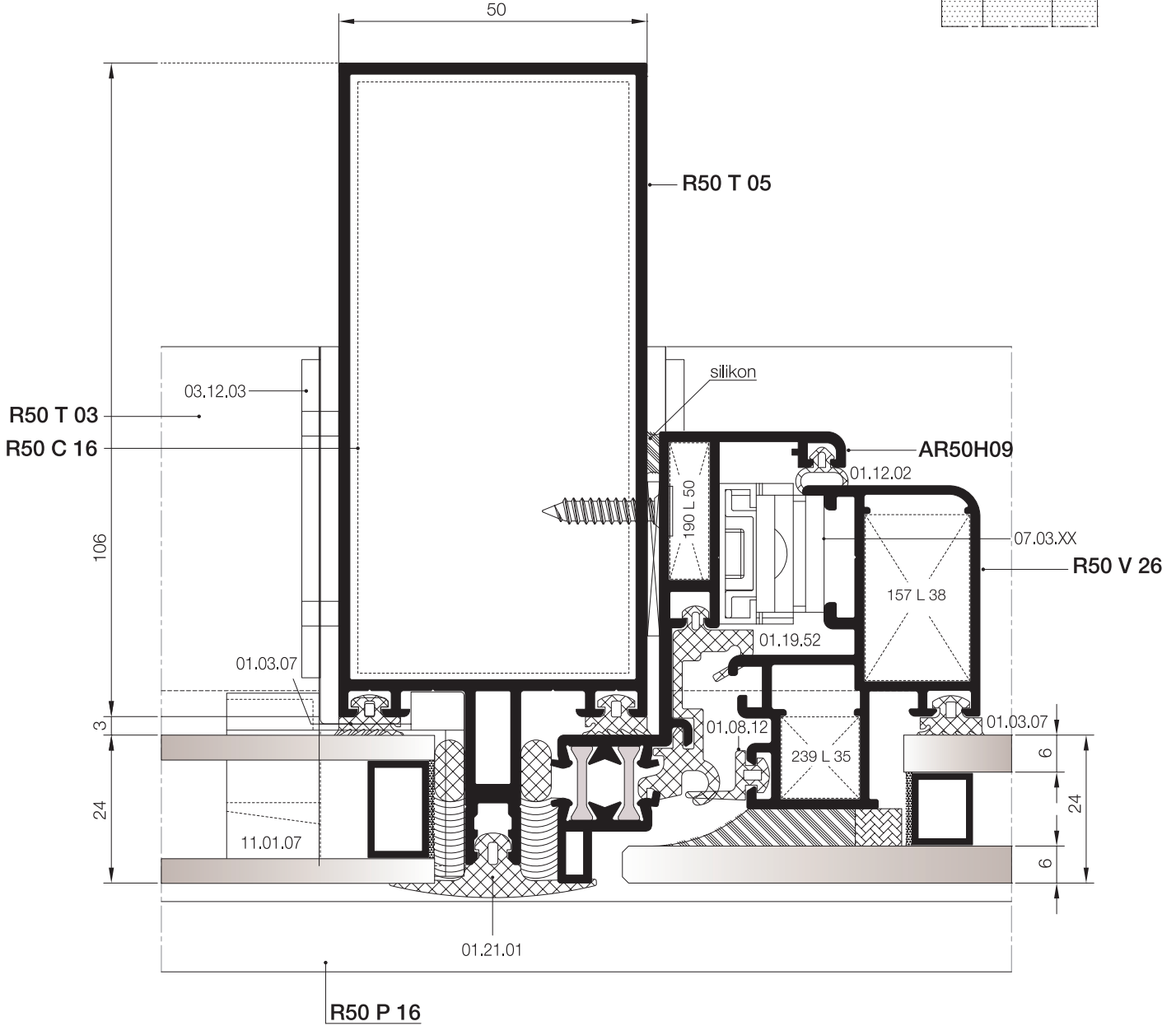
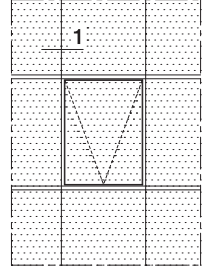
07

08

09

10

DÜŞEY SİLİKON YATAY KAPAKLI SİSTEM DÜŞEY DETAYI
TWO SIDE VERTICAL DETAIL

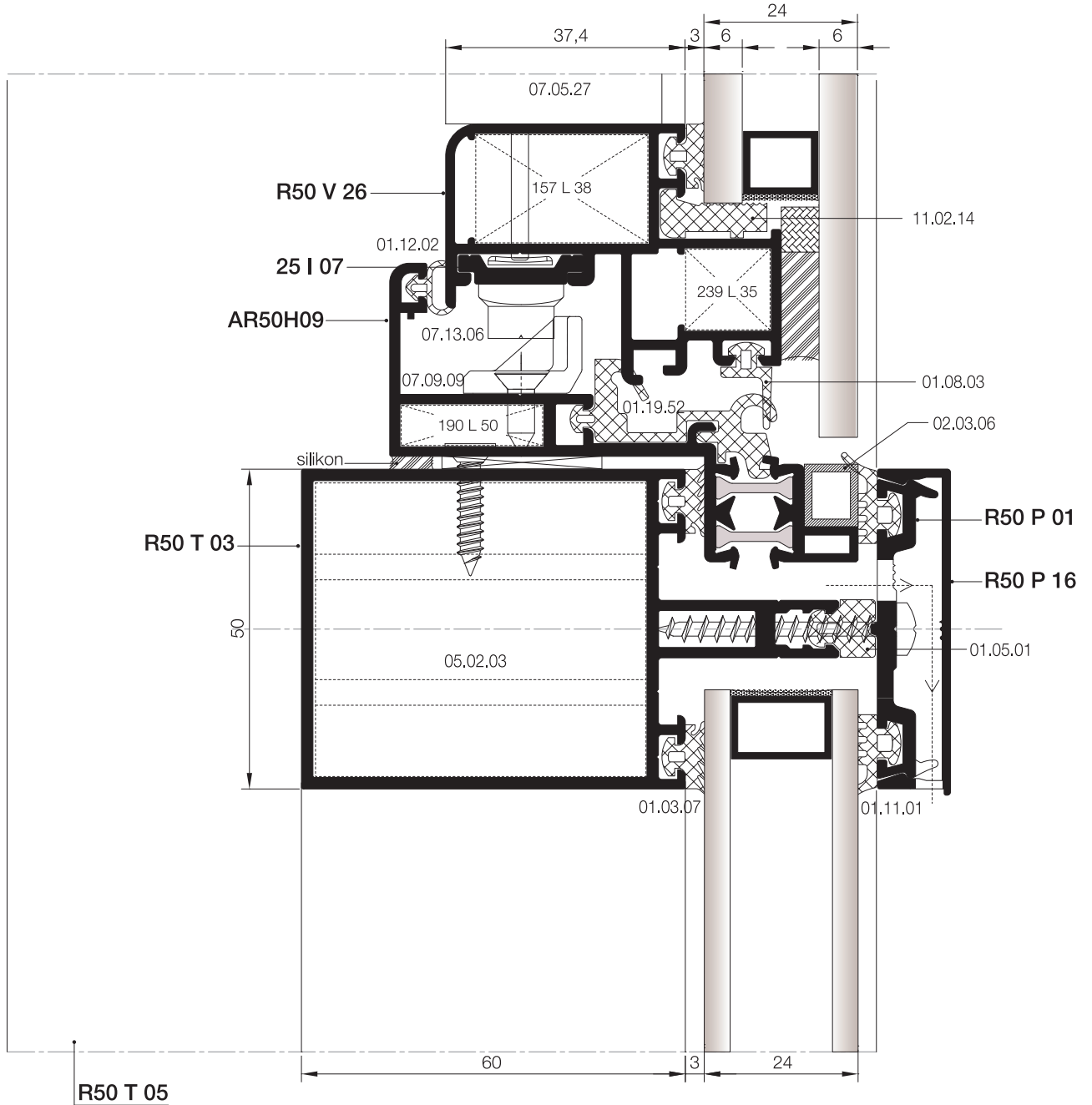
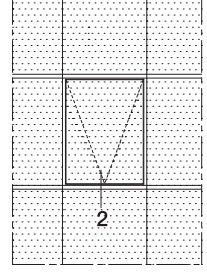


**YATAY PROFİL AKS ARALIĞI 1 M'DEN AZ OLMALIDIR.
AXLE DIMENSIONS MUST BE LESS THAN 1 M.

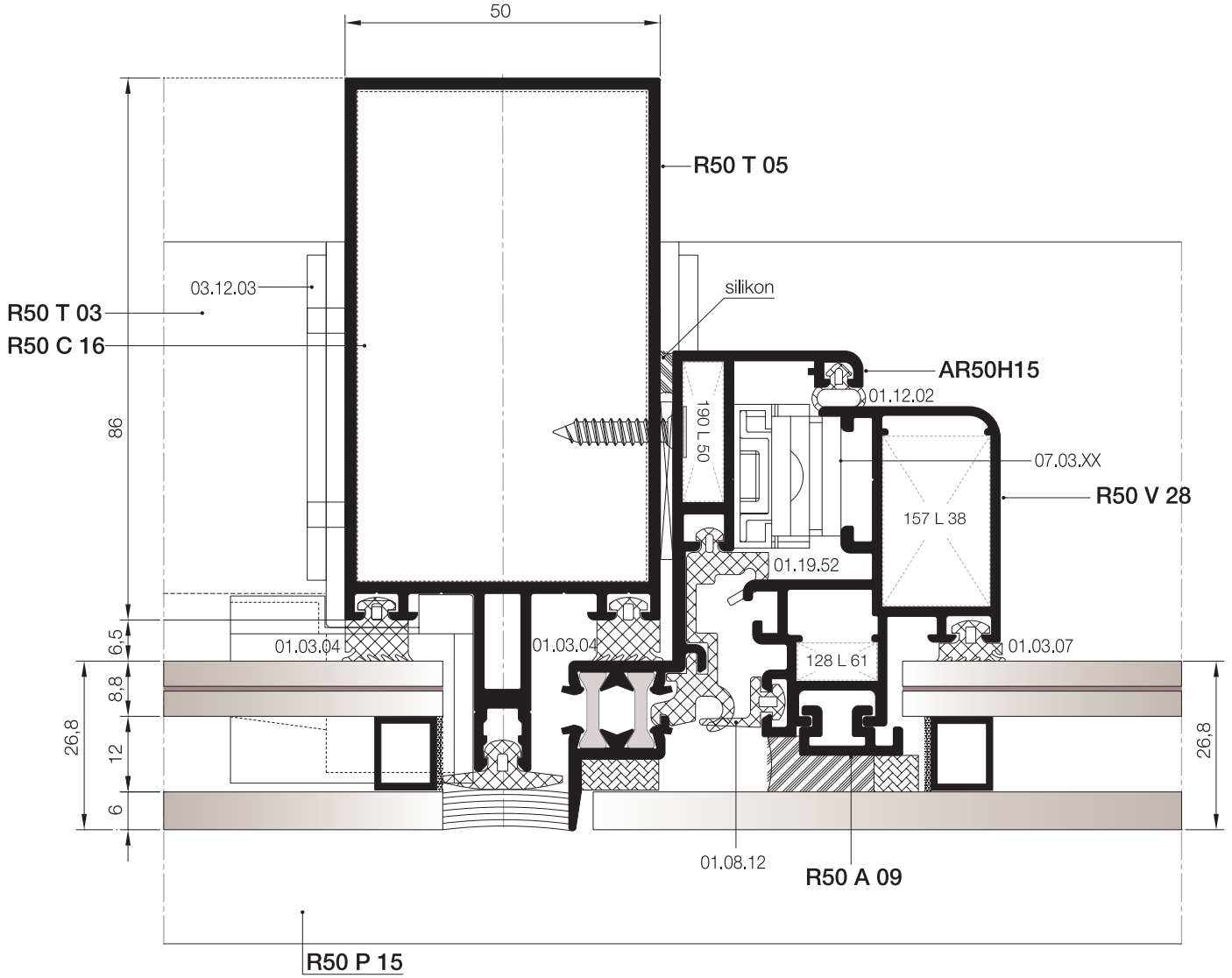
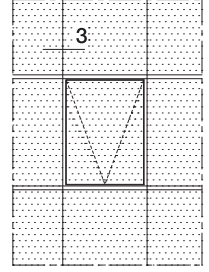
① DETAYI
DETAIL

▼ DIŞ
(OUTSIDE)

DÜŞEY SİLİKON YATAY KAPAKLI SİSTEM YATAY DETAYI
TWO SIDE HORIZONTAL DETAIL



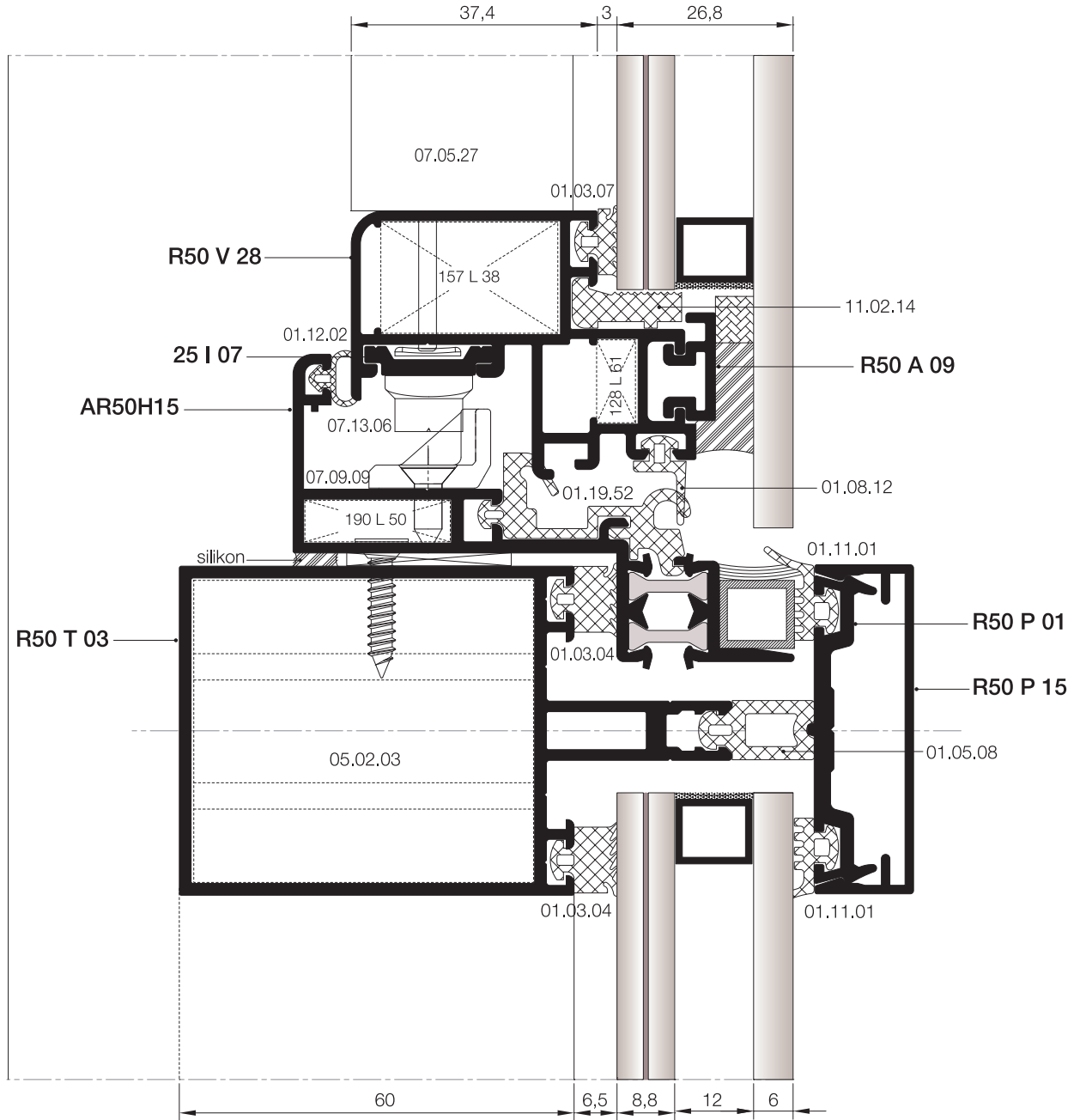
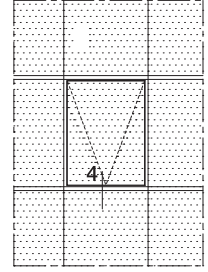
DÜŞEY SİLİKON YATAY KAPAKLI SİSTEM DÜŞEY DETAYI
TWO SIDE VERTICAL DETAIL



**YATAY PROFİL AKS ARALIĞI 1 M'DEN AZ OLMALIDIR.
AXLE DIMENSIONS MUST BE LESS THAN 1 M.

③ DETAYI
DETAIL

DÜŞEY SİLİKON YATAY KAPAKLI SİSTEM YATAY DETAYI
TWO SIDE HORIZONTAL DETAIL



MİMARİ KATALOG

ARCHITECTURAL CATALOGUE

Alüminyum Kapı Pencere ve Giydirme Cephe Sistemleri
Aluminium Window Doors and Facade Systems



Rescara Sistem Detayları
Rescara System Details

RT50

AKSESUARLAR

ACCESSORIES

01

02

03

04

05

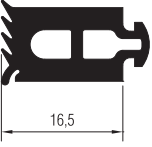
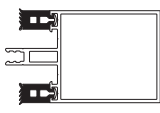
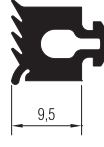
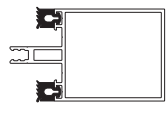
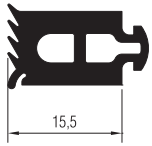
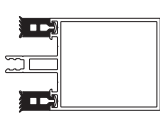

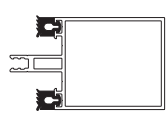
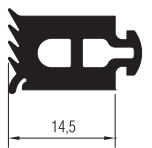
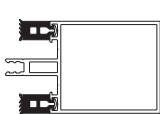
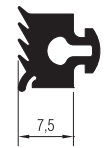
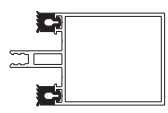
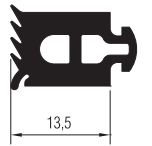
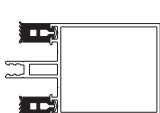

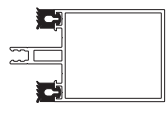
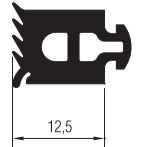
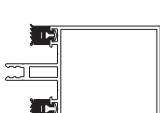

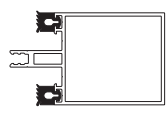
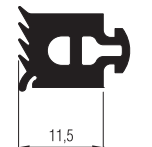
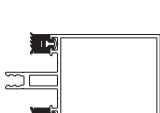

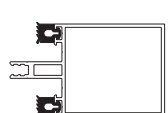
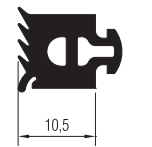
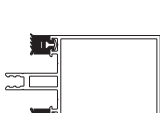

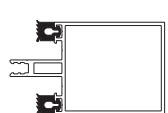
06



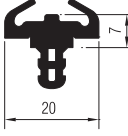
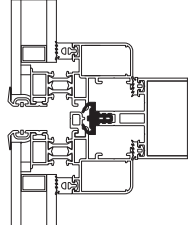


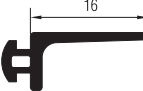
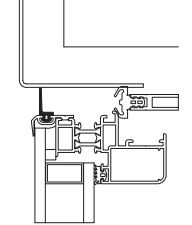

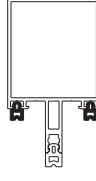

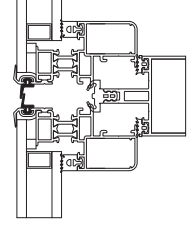

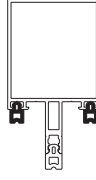
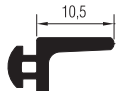
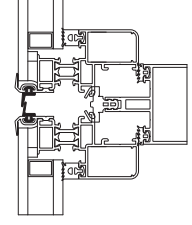

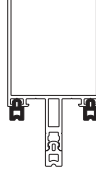
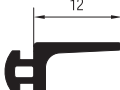
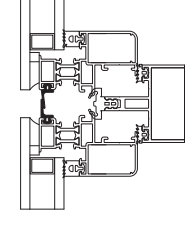

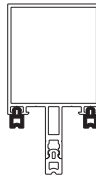

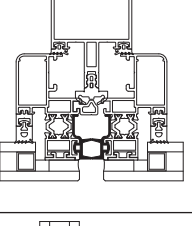
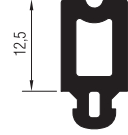
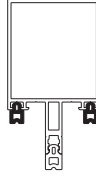
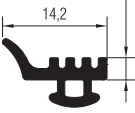
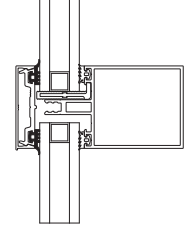
07

08

09

10

01		01.02.01 CAM FİTİLİ GLAZING GASKET Malzeme / Material : EPDM Ağırlık / Weight : 170 gr/m Paket / Package : 88 m / 15 kg			01.03.01 CAM FİTİLİ GLAZING GASKET Malzeme / Material : EPDM Ağırlık / Weight : 115 gr/m Paket / Package : 130 m / 15 kg	
02		01.02.02 CAM FİTİLİ GLAZING GASKET Malzeme / Material : EPDM Ağırlık / Weight : 160 gr/m Paket / Package : 93,7 m / 15 kg			01.03.02 CAM FİTİLİ GLAZING GASKET Malzeme / Material : EPDM Ağırlık / Weight : 105 gr/m Paket / Package : 140 m / 15 kg	
03		01.02.03 CAM FİTİLİ GLAZING GASKET Malzeme / Material : EPDM Ağırlık / Weight : 152 gr/m Paket / Package : 98,6 m / 15 kg			01.03.03 CAM FİTİLİ GLAZING GASKET Malzeme / Material : EPDM Ağırlık / Weight : 98 gr/m Paket / Package : 153 m / 15 kg	
04		01.02.04 CAM FİTİLİ GLAZING GASKET Malzeme / Material : EPDM Ağırlık / Weight : 150 gr/m Paket / Package : 100 m / 15 kg			01.03.04 CAM FİTİLİ GLAZING GASKET Malzeme / Material : EPDM Ağırlık / Weight : 94 gr/m Paket / Package : 158 m / 15 kg	
05		01.02.05 CAM FİTİLİ GLAZING GASKET Malzeme / Material : EPDM Ağırlık / Weight : 132 gr/m Paket / Package : 110 m / 15 kg			01.03.05 CAM FİTİLİ GLAZING GASKET Malzeme / Material : EPDM Ağırlık / Weight : 80 gr/m Paket / Package : 185 m / 15 kg	
06		01.02.06 CAM FİTİLİ GLAZING GASKET Malzeme / Material : EPDM Ağırlık / Weight : 125 gr/m Paket / Package : 120 m / 15 kg			01.03.06 CAM FİTİLİ GLAZING GASKET Malzeme / Material : EPDM Ağırlık / Weight : 65 gr/m Paket / Package : 230,7 m / 15 kg	
07		01.02.07 CAM FİTİLİ GLAZING GASKET Malzeme / Material : EPDM Ağırlık / Weight : 116 gr/m Paket / Package : 129 m / 15 kg			01.03.07 CAM FİTİLİ GLAZING GASKET Malzeme / Material : EPDM Ağırlık / Weight : 55 gr/m Paket / Package : 270 m / 15 kg	
08						
09						
10						

	<p>01.05.01 ORTA BASKI FITİLİ CENTRAL GASKET</p> <p>Malzeme / Material : EPDM Ağırlık / Weight : 85 gr/m Paket / Package : 175 m / 15 kg</p>			<p>01.07.01 ORTA BASKI FITİLİ CENTRAL GASKET</p> <p>Malzeme / Material : EPDM Ağırlık / Weight : 200 gr/m Paket / Package : 75 m / 15 kg</p>	
	<p>01.05.02 ORTA BASKI FITİLİ CENTRAL GASKET</p> <p>Malzeme / Material : EPDM Ağırlık / Weight : 96 gr/m Paket / Package : 156 m / 15 kg</p>			<p>01.08.01 TIRNAK FITİLİ SEALING JOINT GASKET</p> <p>Malzeme / Material : EPDM Ağırlık / Weight : 64 gr/m Paket / Package : 234 m / 15 kg</p>	
	<p>01.05.03 ORTA BASKI FITİLİ CENTRAL GASKET</p> <p>Malzeme / Material : EPDM Ağırlık / Weight : 86 gr/m Paket / Package : 174 m / 15 kg</p>			<p>01.08.03 TIRNAK FITİLİ SEALING JOINT GASKET</p> <p>Malzeme / Material : EPDM Ağırlık / Weight : 56 gr/m Paket / Package : 267,8 m / 15 kg</p>	
	<p>01.05.04 ORTA BASKI FITİLİ CENTRAL GASKET</p> <p>Malzeme / Material : EPDM Ağırlık / Weight : 108 gr/m Paket / Package : 138,8 m / 15 kg</p>			<p>01.08.07 TIRNAK FITİLİ SEALING JOINT GASKET</p> <p>Malzeme / Material : EPDM Ağırlık / Weight : 55 gr/m Paket / Package : 270 m / 15 kg</p>	
	<p>01.05.05 ORTA BASKI FITİLİ CENTRAL GASKET</p> <p>Malzeme / Material : EPDM Ağırlık / Weight : 106 gr/m Paket / Package : 141,5 m / 15 kg</p>			<p>01.08.12 TIRNAK FITİLİ SEALING JOINT GASKET</p> <p>Malzeme / Material : EPDM Ağırlık / Weight : 52 gr/m Paket / Package : 285 m / 15 kg</p>	
	<p>01.05.06 ORTA BASKI FITİLİ CENTRAL GASKET</p> <p>Malzeme / Material : EPDM Ağırlık / Weight : 102 gr/m Paket / Package : 147 m / 15 kg</p>			<p>01.08.18 KASET BİNİ FITİLİ SEAL GASKET</p> <p>Malzeme / Material : EPDM Ağırlık / Weight : 89 gr/m Paket / Package : 168 m / 15 kg</p>	
	<p>01.05.08 ORTA BASKI FITİLİ CENTRAL GASKET</p> <p>Malzeme / Material : EPDM Ağırlık / Weight : 130 gr/m Paket / Package : 115 m / 15 kg</p>			<p>01.11.01 DIŞ CAM FITİLİ GLAZING GASKET</p> <p>Malzeme / Material : EPDM Ağırlık / Weight : 65 gr/m Paket / Package : 230 m / 15 kg</p>	

01

02

03

04

05


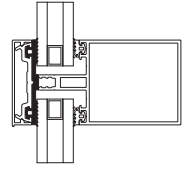
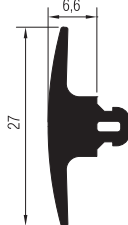
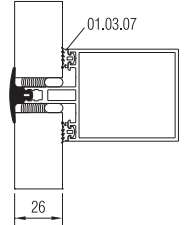

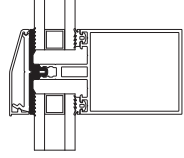
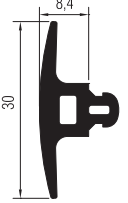
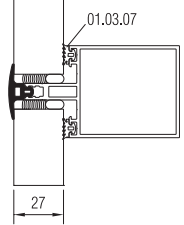

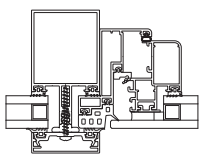
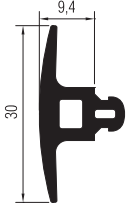
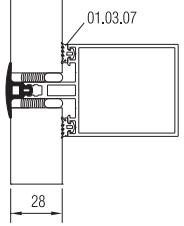

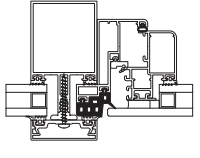
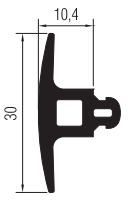
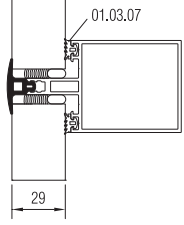

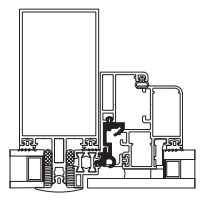
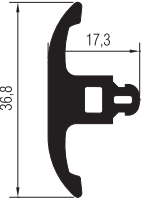
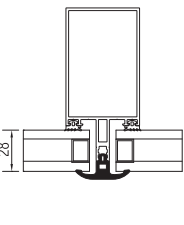
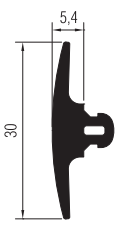
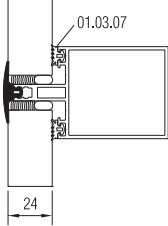
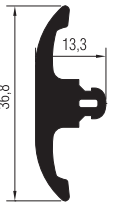
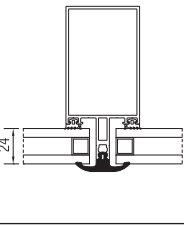
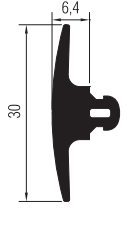
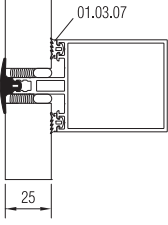
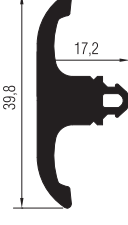
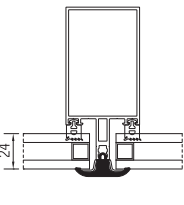
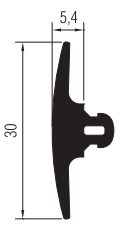
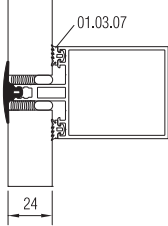
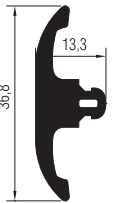
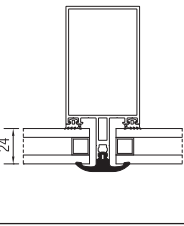
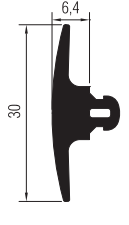
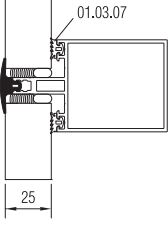
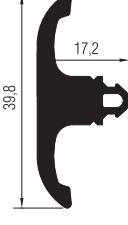
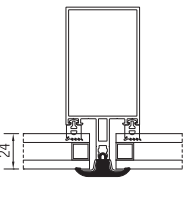
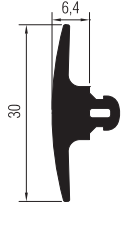
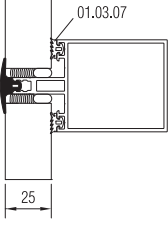
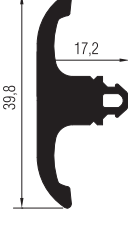
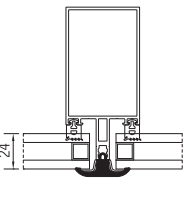
06


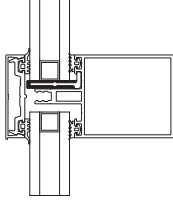
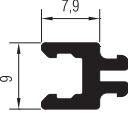
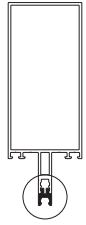
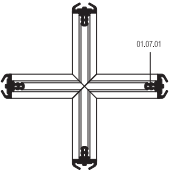
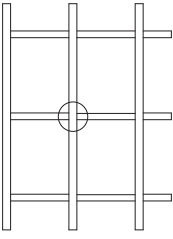


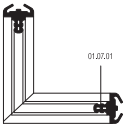
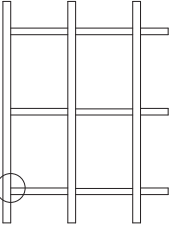
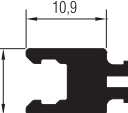

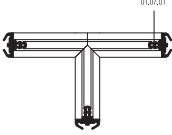
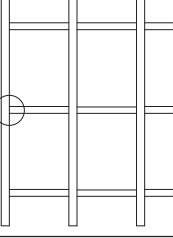
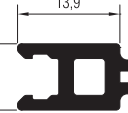
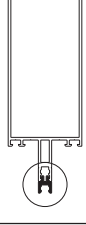
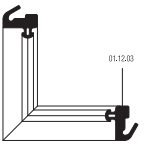
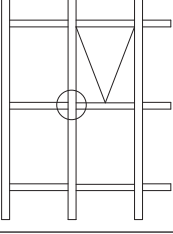
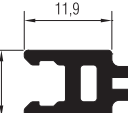
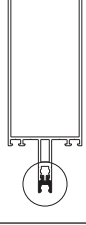
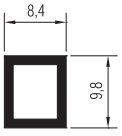
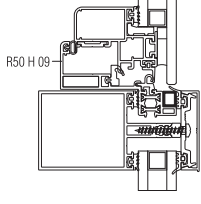
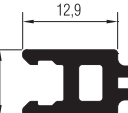

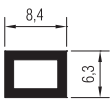
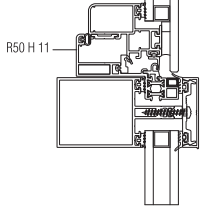
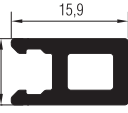

07

08

09

10

01		01.11.05 DIŞ CAM FİTİLİ GLAZING GASKET Malzeme / Material : EPDM Ağırlık / Weight : 234 gr/m Paket / Package : 64 m / 15 kg			01.21.03 BASMA FİTİLİ PRESSURE GASKET Malzeme / Material : EPDM Ağırlık / Weight : 175 gr/m Paket / Package : 85,7 m / 15 kg	
02		01.11.06 DIŞ CAM FİTİLİ GLAZING GASKET Malzeme / Material : EPDM Ağırlık / Weight : 250 gr/m Paket / Package : 60 m / 15 kg			01.21.04 BASMA FİTİLİ PRESSURE GASKET Malzeme / Material : EPDM Ağırlık / Weight : 152 gr/m Paket / Package : 98,6 m / 15 kg	
03		01.12.02 GİZLİ KANAT FİTİLİ SEAL GASKET Malzeme / Material : EPDM Ağırlık / Weight : 30 gr/m Paket / Package : 500 m / 15 kg			01.21.05 BASMA FİTİLİ PRESSURE GASKET Malzeme / Material : EPDM Ağırlık / Weight : 183 gr/m Paket / Package : 82 m / 15 kg	
04		01.12.14 GİZLİ KANAT KASA FİTİLİ SEAL GASKET Malzeme / Material : EPDM Ağırlık / Weight : 330 gr/m Paket / Package : 45 m / 15 kg			01.21.06 BASMA FİTİLİ PRESSURE GASKET Malzeme / Material : EPDM Ağırlık / Weight : 185 gr/m Paket / Package : 81 m / 15 kg	
05		01.19.52 KASET BİNİ FİTİLİ SEAL GASKET Malzeme / Material : EPDM Ağırlık / Weight : 214 gr/m Paket / Package : 70 m / 15 kg			01.21.07 BASMA FİTİLİ PRESSURE GASKET Malzeme / Material : EPDM Ağırlık / Weight : 250 gr/m Paket / Package : 60 m / 15 kg	
06		01.21.01 BASMA FİTİLİ PRESSURE GASKET Malzeme / Material : EPDM Ağırlık / Weight : 148 gr/m Paket / Package : 101 m / 15 kg			01.21.08 BASMA FİTİLİ PRESSURE GASKET Malzeme / Material : EPDM Ağırlık / Weight : 245 gr/m Paket / Package : 61 m / 15 kg	
07		01.21.02 BASMA FİTİLİ PRESSURE GASKET Malzeme / Material : EPDM Ağırlık / Weight : 164 gr/m Paket / Package : 91 m / 15 kg			01.21.09 BASMA FİTİLİ PRESSURE GASKET Malzeme / Material : EPDM Ağırlık / Weight : 300 gr/m Paket / Package : 50 m / 15 kg	
08		01.21.01 BASMA FİTİLİ PRESSURE GASKET Malzeme / Material : EPDM Ağırlık / Weight : 148 gr/m Paket / Package : 101 m / 15 kg			01.21.08 BASMA FİTİLİ PRESSURE GASKET Malzeme / Material : EPDM Ağırlık / Weight : 245 gr/m Paket / Package : 61 m / 15 kg	
09		01.21.02 BASMA FİTİLİ PRESSURE GASKET Malzeme / Material : EPDM Ağırlık / Weight : 164 gr/m Paket / Package : 91 m / 15 kg			01.21.09 BASMA FİTİLİ PRESSURE GASKET Malzeme / Material : EPDM Ağırlık / Weight : 300 gr/m Paket / Package : 50 m / 15 kg	
10		01.21.02 BASMA FİTİLİ PRESSURE GASKET Malzeme / Material : EPDM Ağırlık / Weight : 164 gr/m Paket / Package : 91 m / 15 kg			01.21.09 BASMA FİTİLİ PRESSURE GASKET Malzeme / Material : EPDM Ağırlık / Weight : 300 gr/m Paket / Package : 50 m / 15 kg	

	<p>01.22.01</p> <p>CAM TAKOZ FİTİLİ SUPPORT GASKET</p> <p>Malzeme / Material : EPDM Ağırlık / Weight : 103 gr/m Paket / Package : 145 m / 15 kg</p>			<p>02.01.01</p> <p>PVC PROFİL PVC PROFILE</p> <p>Malzeme / Material : PVC</p>	
	<p>03.07.01</p> <p>(+) FİTİL (+) GASKET</p> <p>Malzeme / Material : EPDM 01.07.01 - 01.07.01</p>			<p>02.01.02</p> <p>PVC PROFİL PVC PROFILE</p> <p>Malzeme / Material : PVC</p>	
	<p>03.07.02</p> <p>(L) FİTİL (L) GASKET</p> <p>Malzeme / Material : EPDM 01.07.01 - 01.07.01</p>			<p>02.01.04</p> <p>PVC PROFİL PVC PROFILE</p> <p>Malzeme / Material : PVC</p>	
	<p>03.07.03</p> <p>(T) FİTİL (T) GASKET</p> <p>Malzeme / Material : EPDM 01.07.01 - 01.07.01</p>			<p>02.01.05</p> <p>PVC PROFİL PVC PROFILE</p> <p>Malzeme / Material : PVC</p>	
	<p>03.07.04</p> <p>(L) FİTİL (L) GASKET</p> <p>Malzeme / Material : EPDM 01.12.03 - 01.12.03</p>			<p>02.01.07</p> <p>PVC PROFİL PVC PROFILE</p> <p>Malzeme / Material : PVC</p>	
	<p>02.03.06</p> <p>PVC PROFİL PVC PROFILE</p> <p>Malzeme / Material : PVC</p>			<p>02.01.08</p> <p>PVC PROFİL PVC PROFILE</p> <p>Malzeme / Material : PVC</p>	
	<p>02.03.10</p> <p>PVC PROFİL PVC PROFILE</p> <p>Malzeme / Material : PVC</p>			<p>02.01.09</p> <p>PVC PROFİL PVC PROFILE</p> <p>Malzeme / Material : PVC</p>	

01

02

03

04

05

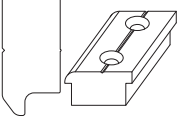
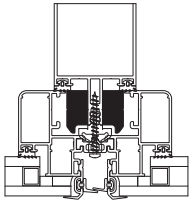
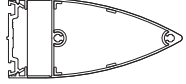
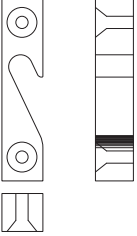
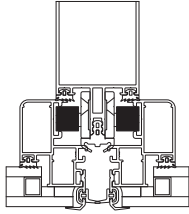
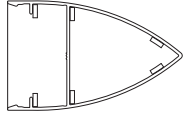
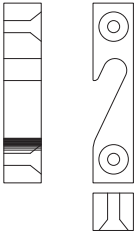
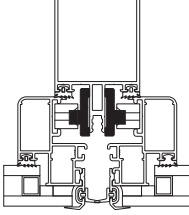
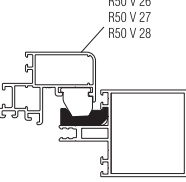
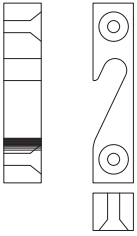
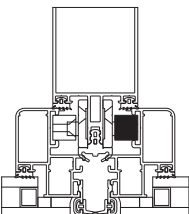
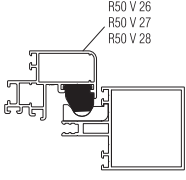
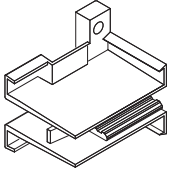
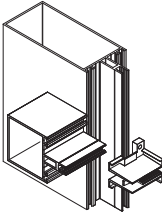

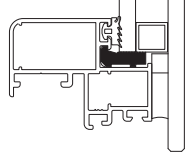

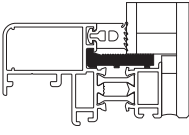
06

07

08

09

10

01		<p>11.01.01</p> <p>KASET YAN TAKOZLARI VENT SUPPORT PART</p> <p>Malzeme / Material : PVC</p>		04.10.17	<p>PVC KAPAK PVC CAP</p> <p>R50 P 06 için For R50 P 06</p>	
02		<p>11.01.02</p> <p>KASET SABİTLEME PARÇASI VENT FIXING PART SOL / LEFT</p> <p>Malzeme / Material : Alüminyum Aluminium</p>		04.10.21	<p>PVC KAPAK PVC CAP</p> <p>R50 P 32 için For R50 P 32</p>	
03		<p>11.01.03</p> <p>KASET BAĞLANTI PARÇASI VENT CONNECTION PART</p> <p>Malzeme / Material : Alüminyum Aluminium</p>		04.15.03	<p>KASET SEVİYE TAKOZU VENT SUPPORT PART</p> <p>Malzeme / Material : PVC</p>	
04		<p>11.01.04</p> <p>KASET SABİTLEME PARÇASI VENT FIXING PART SAĞ / RIGHT</p> <p>Malzeme / Material : Alüminyum Aluminium</p>		04.15.04	<p>KASET SEVİYE TAKOZU VENT SUPPORT PART</p> <p>Malzeme / Material : PVC</p>	
05		<p>11.01.07</p> <p>SU TAHLİYE PARÇASI WATER DISCHARGE PIECE</p> <p>Malzeme / Material : PVC</p>				
06		<p>11.02.14</p> <p>CAM TAKOZU GLASS SUPPORT</p> <p>Malzeme / Material : PVC</p>				
07		<p>11.02.15</p> <p>CAM TAKOZU GLASS SUPPORT</p> <p>Malzeme / Material : PVC</p>				
08						
09						
10						

CEPHE MAKASLARI / ARMS FOR CURTAIN WALL



GIESSE CEPHE MAKASLARI
GIESSE ARMS FOR CURTAIN WALL

Malzeme / Material : Paslanmaz Çelik
Stainless Steel

EN 13126-6:2007

GIESSE DIŐA AÇILIM MAKAS GIESSE ARM FOR TOP HUNG	MAKAS BOYU ARM LENGHT		KANAT GENİŐLİĐİ SASH WIDTH (mm)	KANAT YÜKSEKLİĐİ SASH HEIGHT (mm)	KANAT AĐIRLIĐI SASH WEIGHT (kg)	MAX. AÇMA DEREĐESİ MAX. OPENING ANGLE
	INCH	MM				
07.03.14	10"	261,5	1200	700	50 kg	35°
07.03.02	12"	317	1200	800	60 kg	30° / 35°
07.03.03	14"	352	1300	1000	69,5 kg	30° / 35°
07.03.13	16"	353,5	1400	1200	88,5 kg	25° / 30°
07.03.04	18"	458,5	1400	1400	102 kg	25° / 30°
07.03.12	20"	511,5	1500	1600	135 kg	20° / 25°
07.03.15	22"	556,6	1500	1700	137 kg	20° / 25°
07.03.16	24"	602,5	1500	1800	139 kg	20° / 25°
07.03.17	28"	707,5	1500	2000	155 kg	10° / 15° / 20°
07.03.18*	26"	690	*1700	*2500	*180 kg	*7°

ÖZEL RÜZGAR YÜKÜ KOŐULLARI İÇİN SİPARİŐ ÖNCESİ BİLGİ ALINMALIDIR.

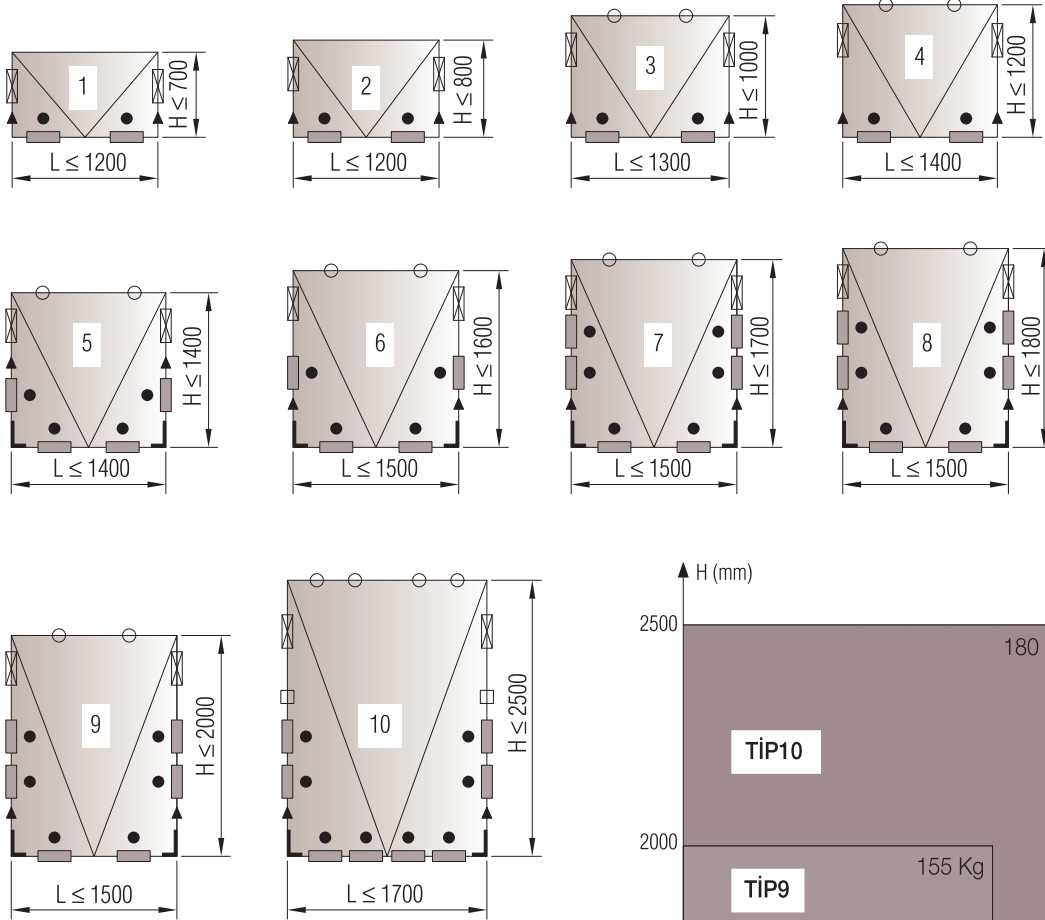
FOR SPECIAL WIND LOAD CONDITIONS TAKE ADITIONAL INFORMATION BEFORE ORDERING.

*07.03.18 KODLU MAKAS İLAVE LİMİTLEME MAKASI İLE BİRLİKTE KULLANILMALIDIR.


07.03.18 ARM MUST BE USED WITH ADITIONAL LASER ARM

KİLİTLEME SİSTEMLERİ / LOCKING KITS

KANAT EBATLARINA GÖRE KİLİTLEME TİPLERİ
TYPES OF LOCKING KITS FOR TOP HUNG WINDOW



		07.03.xx
		07.09.09
		07.13.06
		11.01.01
		07.09.10
		07.21.02
		07.13.19



KİLİTLEME SETLERİ TABLOSU / LOCKING KITS TABLE

KİLİTLEME TİPLERİNE GÖRE AKSESUAR SEÇİM TABLOSU
ACCESSORIES SELECTION TABLE ACCORDING TO LOCKING TYPES

TİP TYPE	MAKAS (tk) ARM (tk)	07.05.27 CEPHE KOLU HANDLE	07.25.03 KOL BAĞLANTISI CONNECTION ROD	07.09.09 KARŞILIK STRIKER	07.13.06 PİM PAWL	11.01.10 KANAT YAN TAKOZU SUPPORT BLOCK	07.09.10 ÜST KİLİTLEME BURGLAR BOLT	07.21.02 KÖŞE DÖŞEME CORNER DRIVE	07.13.19 LİMİTLEME MAKASI LASER ARM
1	07.03.14	1	2	2	2	2			
2	07.03.02	1	2	2	2	2			
3	07.03.03	1	2	2	2	2	2		
4	07.03.13	1	2	2	2	2	2		
5	07.03.04	1	2	4	4	2	2	2	
6	07.03.12	1	2	4	4	2	2	2	
7	07.03.15	1	2	6	6	2	2	2	
8	07.03.16	1	2	6	6	2	2	2	
9	07.03.17	1	2	6	6	2	2	2	
10	07.03.18	1	2	8	8	2	4	2	2

*** Giese kol ve kilitleme aksesuarları 25 l 07 tij profili ile kullanılmalıdır.

Giese handle and locking accessories should be used with 25 l 07 rod profile

01

02

03

04

05

06



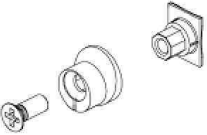
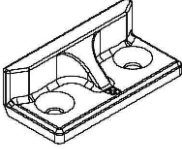



07

08

09

10

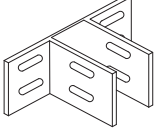

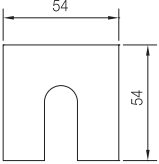
GIESSE KANAT AÇILIM AKSESUARLARI / GIESSE OPENING ACCESSORIES FOR TOP-HUNG WINDOW

01	 <p>07.05.27 GIESSE CEPHE KOLU GIESSE HANDLE FOR CURTAIN WALL Renk / Color: Siyah - Gri Black - Grey</p>	 <p>07.25.03 GIESSE KOL BAĞLANTI PARÇASI GIESSE CONNECTION ROD Malzeme / Material: Zamak/Zamak</p>
02		07.05.27 Kol için / For Handle 07.05.27
03	 <p>07.13.06 GIESSE AYARLI PİM GIESSE ADJUSTABLE LOCKING PAWL Malzeme / Material: Zamak/Zamak</p>	 <p>07.09.09 GIESSE PİM KARŞILIĞI GIESSE STRIKER Malzeme / Material: Zamak/Zamak</p>
04		
05	 <p>07.09.10 GIESSE ÜST KİLİTLEME GIESSE BURGLAR BOLT Malzeme / Material: Zamak-Polyamid Zamak & Polyamide</p>	 <p>07.21.02 GIESSE KÖŞE DÖNME GIESSE CORNER DRIVE Malzeme / Material: Zamak/Zamak</p>
06	 <p>07.13.19 GIESSE LİMİTLEME MAKASI GIESSE LASER ARM</p>	
07		
08		
09		
10		

KANAT AÇILIM AKSESUARLARI / OPENING ACCESSORIES FOR TOP-HUNG WINDOW

 <p>07.05.23 RESCARA CEPHE KOLU RESCARA HANDLE FOR CURTAIN WALL Renk / Color: Siyah - Gri Black - Grey</p>	 <p>07.13.05 PİM PIN 07.05.23 Kol için / For Handle 07.05.23</p>
 <p>07.09.05 PİM KARŞILIĞI LOCK PLATE Malzeme / Material: Zamak/Zamak</p>	 <p>07.21.01 KÖŞE AKTARMA AKSESUARI CORNER TRANSMISSION ACCESSORIES</p>

DİĞER / OTHERS

 <p>08.01.01 SABİT ANKRAJ + PUL FIX ANCHORAGE - ROVE Malzeme / Material: Alüminyum / Aluminium</p>	 <p>08.01.02 HAREKETLİ ANKRAJ + PUL MOVE ANCHORAGE - ROVE Malzeme / Material: Alüminyum / Aluminium</p>
 <p>04.09.01 SABİT ANKRAJ İÇİ PLASTİĞİ PVC FOR ANCHORAGE Malzeme / Material: PVC</p>	

