

# MİMARİ KATALOG ARCHITECTURAL CATALOGUE

Alüminyum Kapı Pencere ve Giydirme Cephe Sistemleri  
Aluminium Window Doors and Facade Systems

# RESCARA



# RW55



## TEKNİK ÖZELLİKLER / TECHNICAL PROPERTIES

KASA DERİNLİĞİ / FRAME DEPTH	55 mm
KANAT DERİNLİĞİ / VENT DEPTH	65 mm
PROFİL ET KALINLIĞI / PROFILE WALL THICKNESS	1,4/1,8/2 mm
MAX. CAM KALINLIĞI / MAX. GLASS THICKNESS	36 mm

## UYGULAMA SEÇENEKLERİ / APPLICATION OPTIONS

	PENCERE WINDOW	KAPI DOOR
İÇE AÇILIR / INWARD OPENNING	•	•
VASİSTAS / BOTTOM HUNG	•	
DIŞA AÇILIR / OUTWARD OPENNING		•
İÇE AÇILIR HEMYÜZ KAPI / INWARD OPENNING COPLANAR DOOR		•
ÇİFT EKSEN AÇILIM / TILT & TURN OPENNING	•	•
ÇARPMA KAPI / SWINGING DOOR		•
ÇEK & SÜR / TILT & SLIDE	•	•
KATLANIR / FOLDING	•	•
PİVOT / PIVOT	•	•

# MİMARİ KATALOG

## ARCHITECTURAL CATALOGUE

Alüminyum Kapı Pencere ve Giydirme Cephe Sistemleri  
Aluminium Window Doors and Facade Systems



Rescara Sistem Detayları  
Rescara System Details

# RW55

PROFİLLER

PROFILES

01

02

03

04

05

06

07

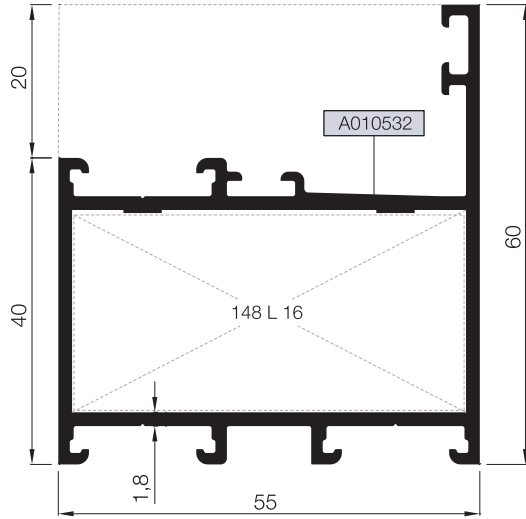
08

09

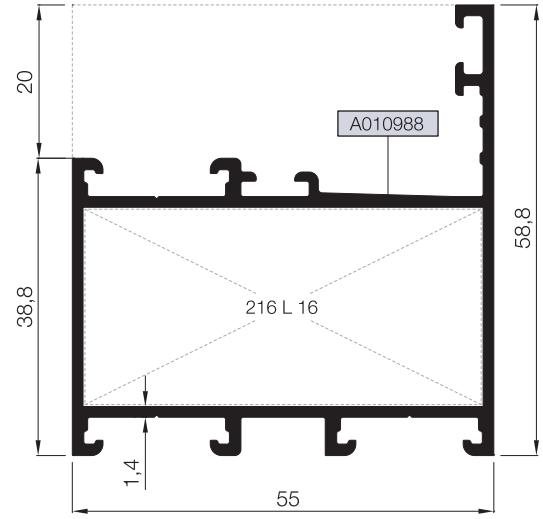
10

KOD / CODE	AĞIRLIK (kg/m) / WEIGHT	Jxx cm <sup>4</sup>	Jyy cm <sup>4</sup>	L m	
55 F 01	1,188	18,070	11,717	6	
55 F 02	1,485	24,931	30,822	6	
55 F 08	0,984	15,042	9,902	6	
55 F 09	1,136	19,101	24,585	6	

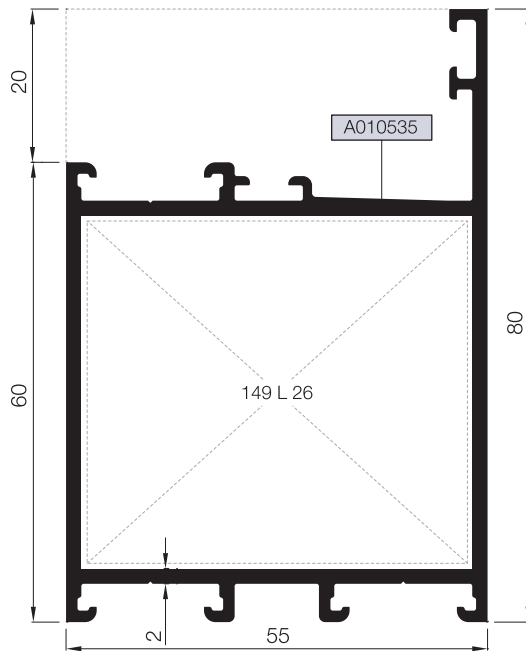
55 F 01



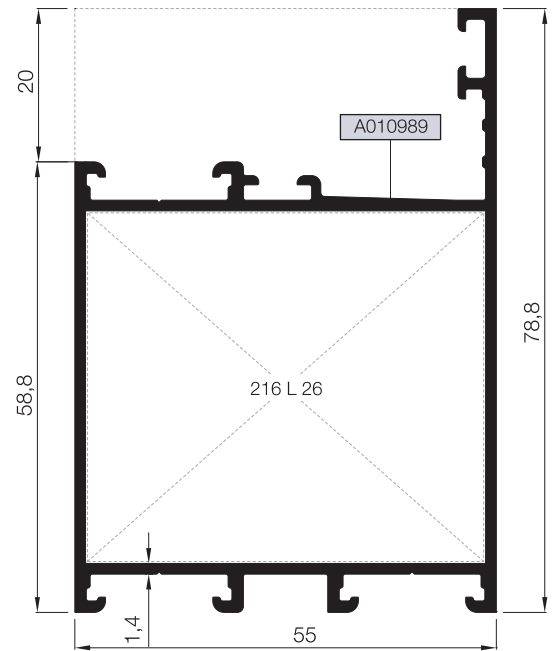
55 F 08



55 F 02



55 F 09

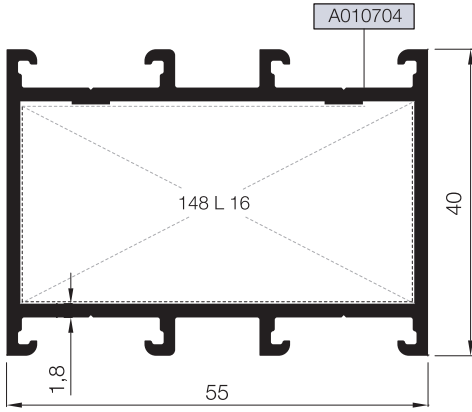


Nr		L m	KESİM ÖLÇÜSÜ CUTTING SIZE	AKS. KODU ACS. CODE
55 F 01	A010532	25 L 16 (A002061)	51,1 mm	148 L 16
55 F 02	A010535	25 L 26 (A002061)	50,7 mm	149 L 26
55 F 08	A010988	25 L 16 (A002061)	51,9 mm	216 L 16
55 F 09	A010989	25 L 26 (A002061)	51,9 mm	216 L 26

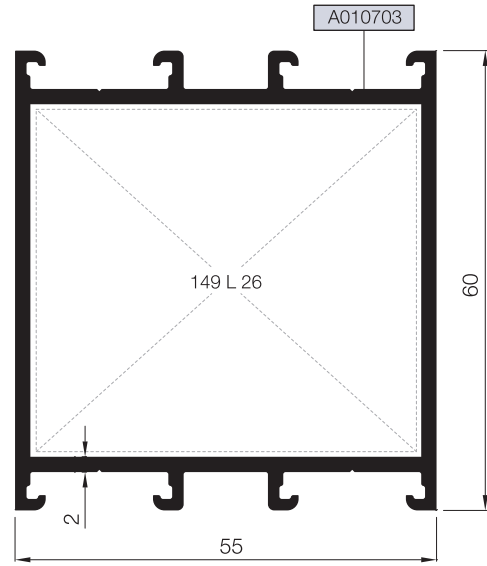


KOD / CODE	AĞIRLIK (kg/m) / WEIGHT	Jxx cm <sup>4</sup>	Jyy cm <sup>4</sup>	L m	
55 F 03	1,067	15,379	7,681	6	
55 F 04	1,357	22,024	23,460	6	
55 F 05	1,475	23,612	30,167	6	

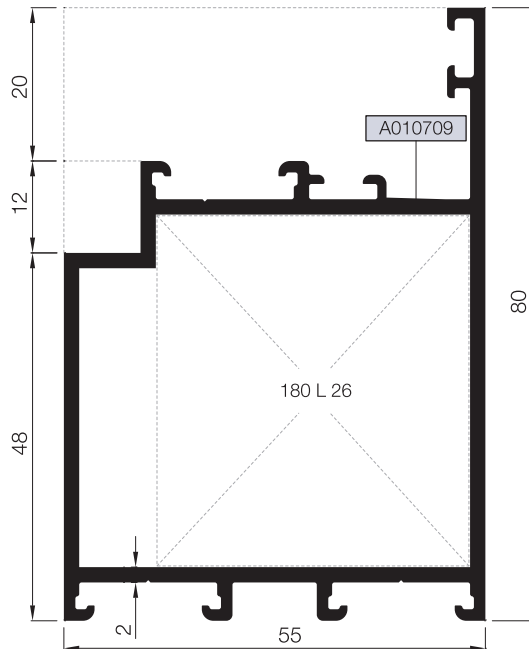
55 F 03



55 F 04



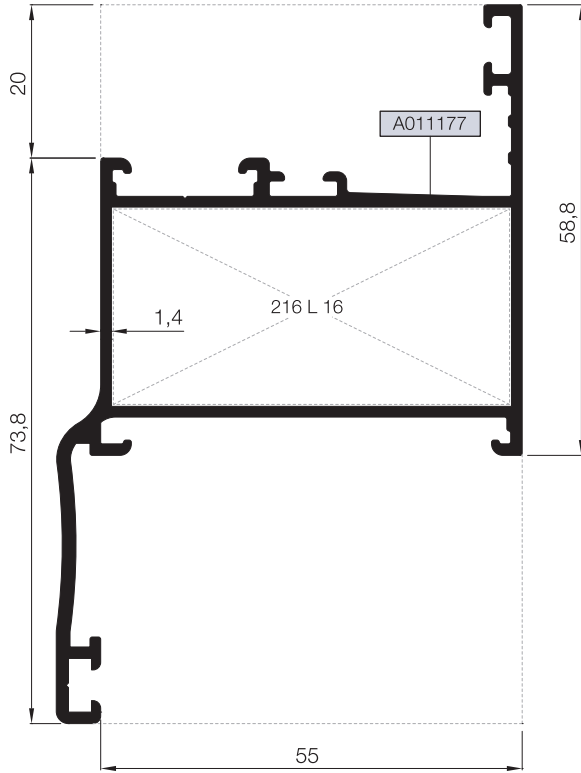
55 F 05 (HEMYÜZ)



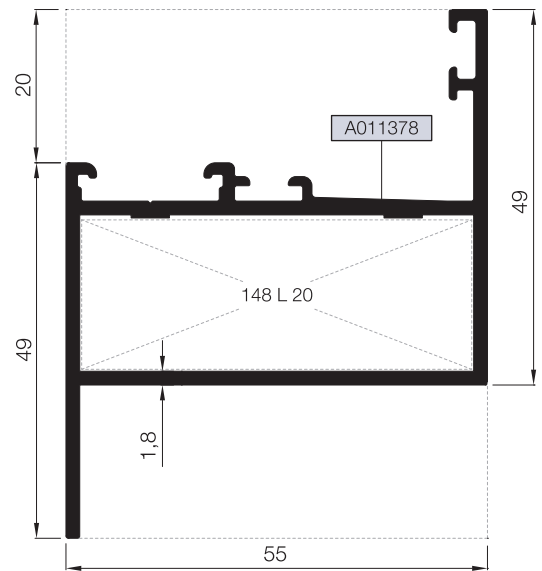
Nr		L m	KESİM ÖLÇÜSÜ CUTTING SIZE	AKS. KODU ACS. CODE
55 F 03	A010704	25 L 16 (A002061)	51,1 mm	148 L 16
55 F 04	A010703	25 L 26 (A010540)	50,7 mm	149 L 26
55 F 05	A010709	25 L 26 (A010540)	40,7 mm	180 L 26


KOD / CODE	AĞIRLIK (kg/m) / WEIGHT	Jxx cm4	Jyy cm4	L m	
55 F 11	1,172	23,482	22,086	6	
55 F 13	1,096	17,598	9,019	6	

55 F 11



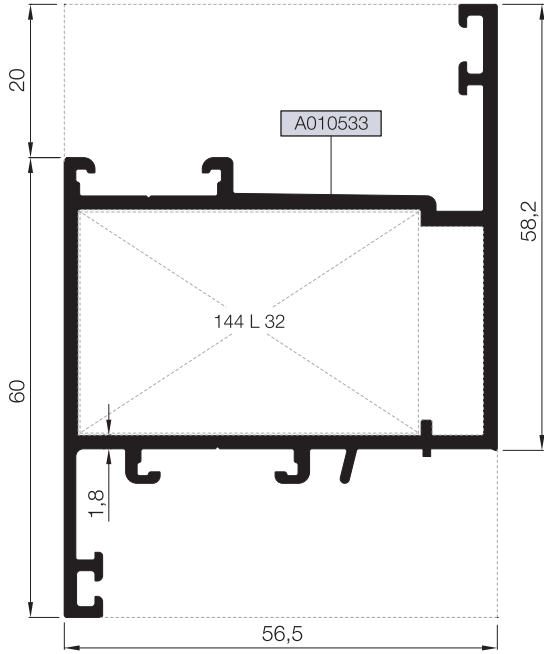
55 F 13



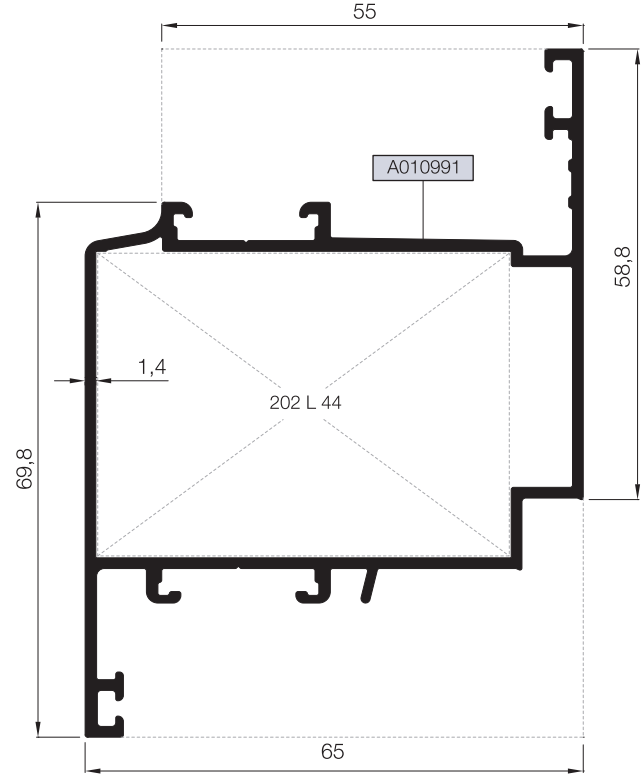
Nr	 L m	KESİM ÖLÇÜSÜ CUTTING SIZE	AKS. KODU ACS. CODE	
55 F 11	A011177	25 L 16 (A002061)	51,9 mm	216 L 16
55 F 13	A011378	25 L 20 (A002166)	51,1 mm	148 L 20

KOD / CODE	AĞIRLIK (kg/m) / WEIGHT	Jxx cm <sup>4</sup>	Jyy cm <sup>4</sup>	L m	
55 V 01	1,300	22,636	17,858	6	
55 V 02	1,324	26,941	11,677	6	
55 V 08	1,073	22,301	9,889	6	
55 V 09	1,225	27,968	24,809	6	

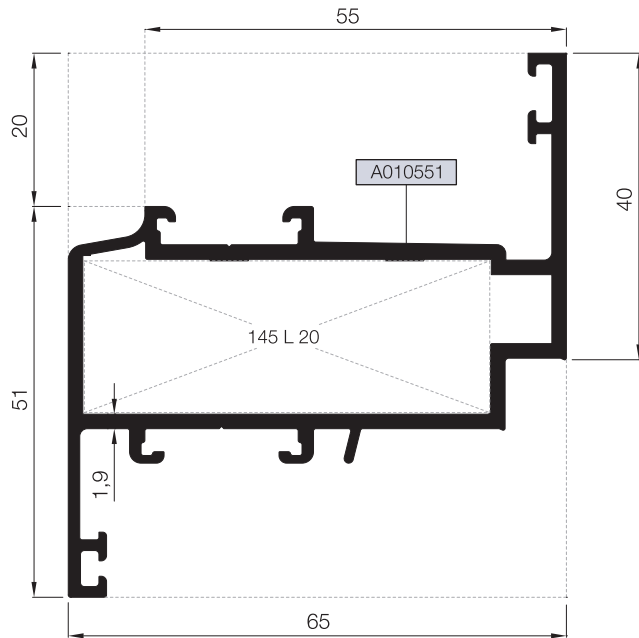
55 V 01



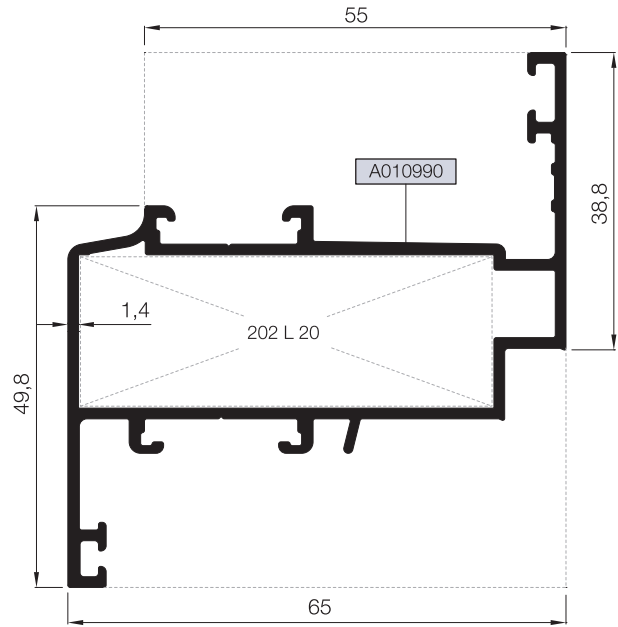
55 V 09





55 V 02



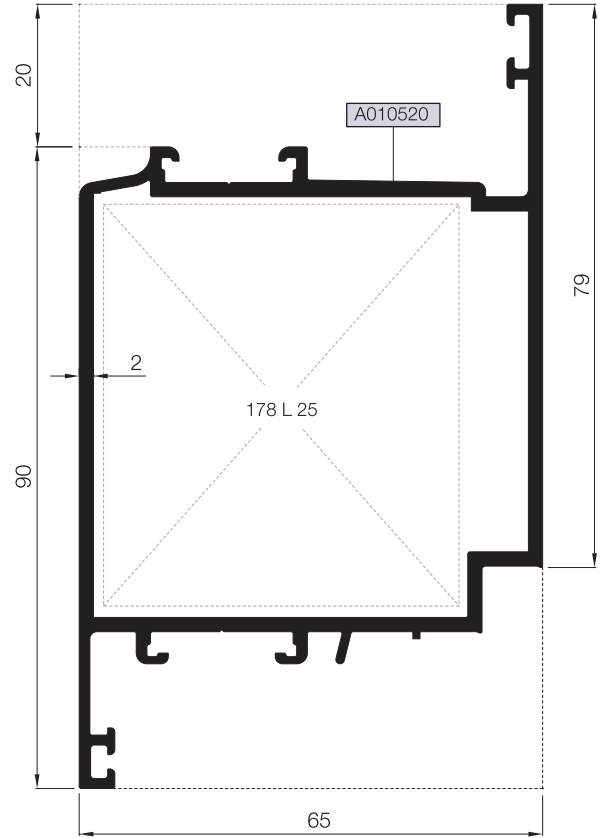
55 V 08



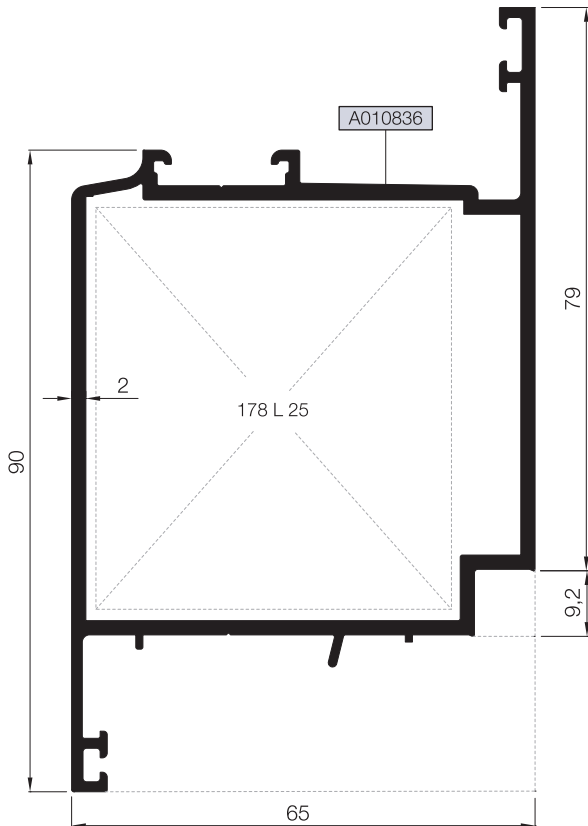
Nr		 L m	KESİM ÖLÇÜSÜ CUTTING SIZE	 AKS. KODU ACS. CODE
55 V 01	A010533	25 L 32 (A002430)	44,4 mm	144 L 32
55 V 02	A010551	25 L 20 (A002166)	52,9 mm	145 L 20
55 V 08	A010990	25 L 20 (A002166)	53,6 mm	202 L 20
55 V 09	A010991	25 L 44 (A010786)	53,6 mm	202 L 44

KOD / CODE	AĞIRLIK (kg/m) / WEIGHT	Jxx cm <sup>4</sup>	Jyy cm <sup>4</sup>	L m	
55 V 03	1,795	43,256	58,977	6	
55 V 07	1,741	42,780	56,443	6	

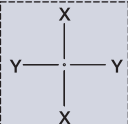
55 V 03



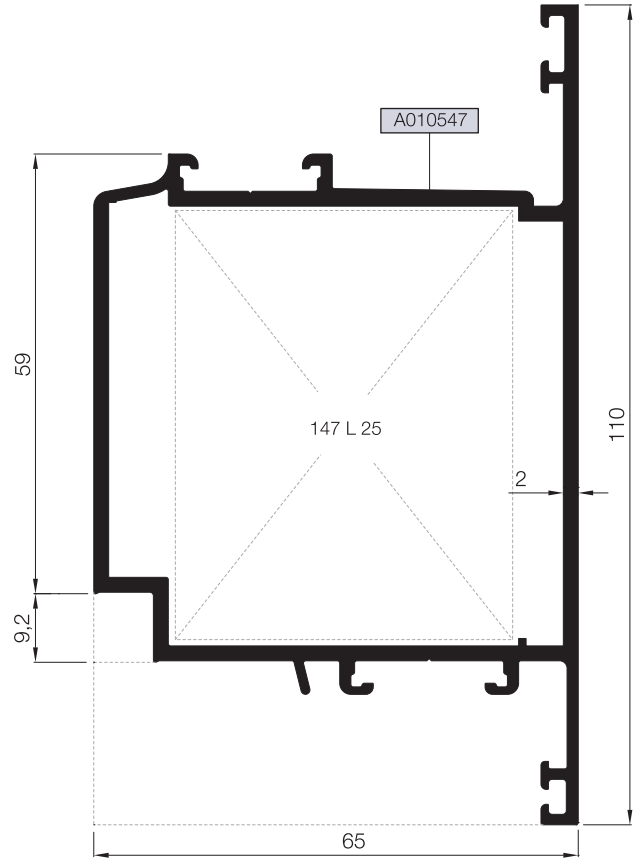
55 V 07



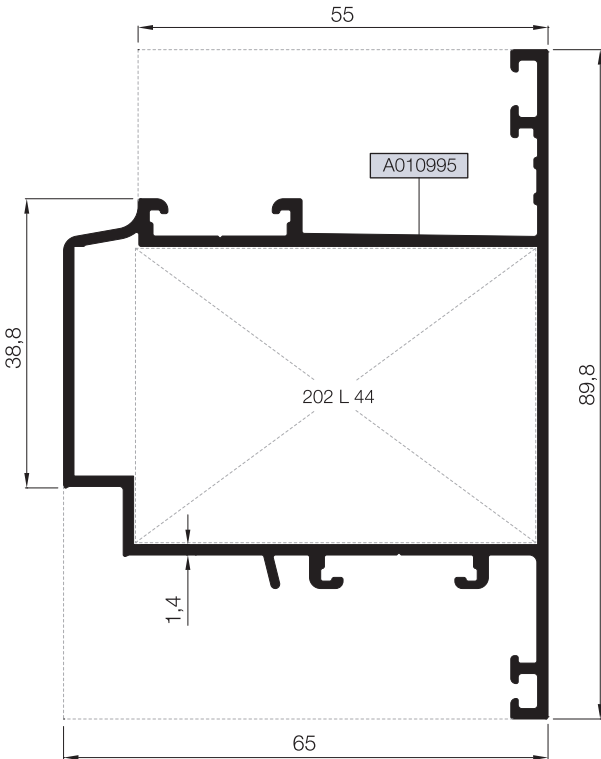
Nr		L m	KESİM ÖLÇÜSÜ CUTTING SIZE	AKS. KODU ACS. CODE
55 V 03	A010520	25 L 25 (A010539)	52,2 mm	178 L 25
55 V 07	A010836	25 L 25 (A010539)	52,2 mm	178 L 25



KOD / CODE	AĞIRLIK (kg/m) / WEIGHT	Jxx cm <sup>4</sup>	Jyy cm <sup>4</sup>	L m	
55 V 04	1,794	41,284	59,097	6	
55 V 10	1,216	25,536	24,658	6	

55 V 04

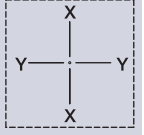


55 V 10



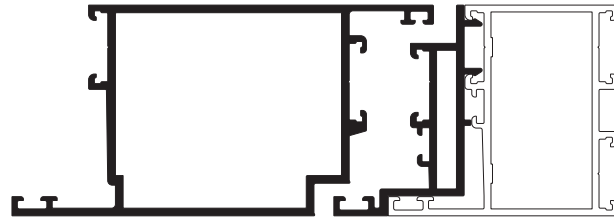
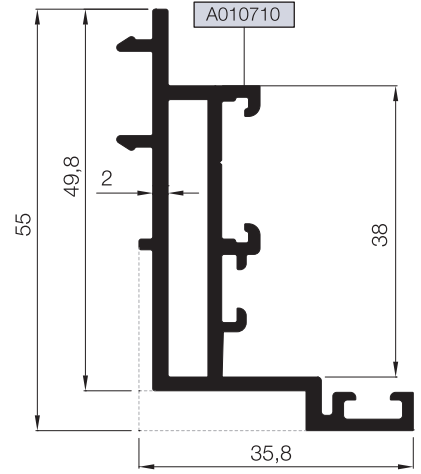
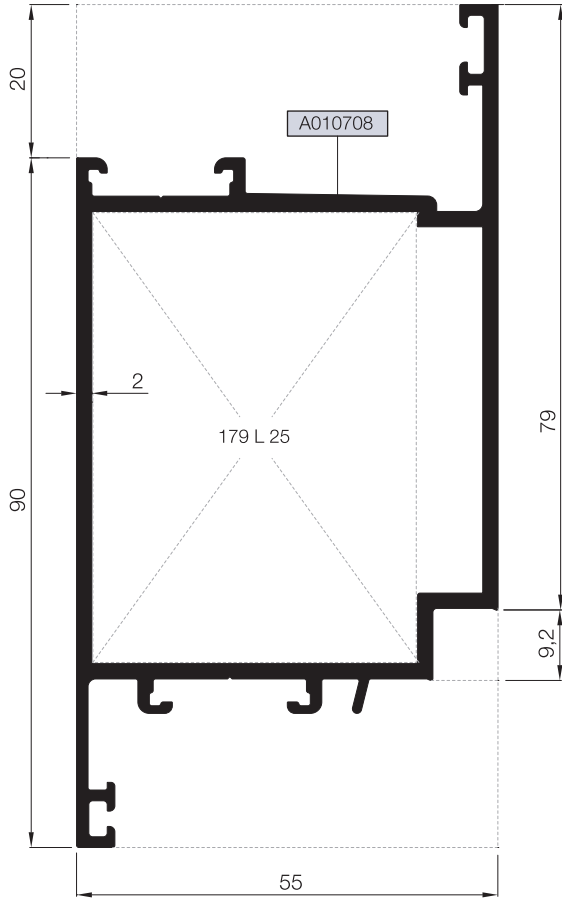
Nr		 L m	KESİM ÖLÇÜSÜ CUTTING SIZE	 AKS. KODU ACS. CODE
55 V 04	A010547	25 L 25 (A010539)	46,7 mm	147 L 25
55 V 10	A010995	25 L 44 (A010786)	53,6 mm	202 L 44

KOD / CODE	AĞIRLIK (kg/m) / WEIGHT	Jxx cm4	Jyy cm4	L m
55 V 05	1,694	30,235	55,446	6
55 A 06	0,826	----	----	6



55 V 05 (HEMYÜZ)

55 A 06 (HEMYÜZ)



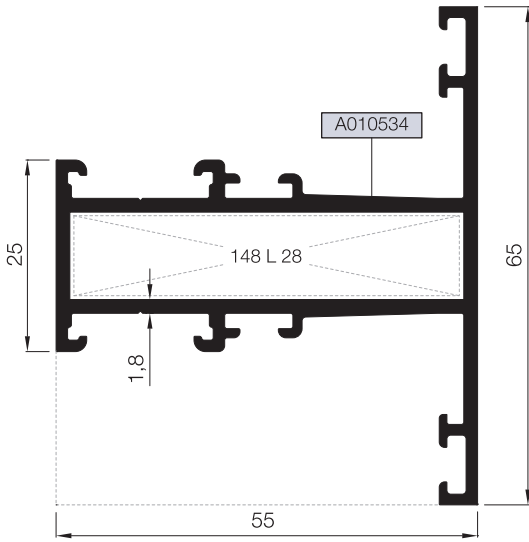
55 V 05 55 A 06

Ölçek/Scale: 1/2

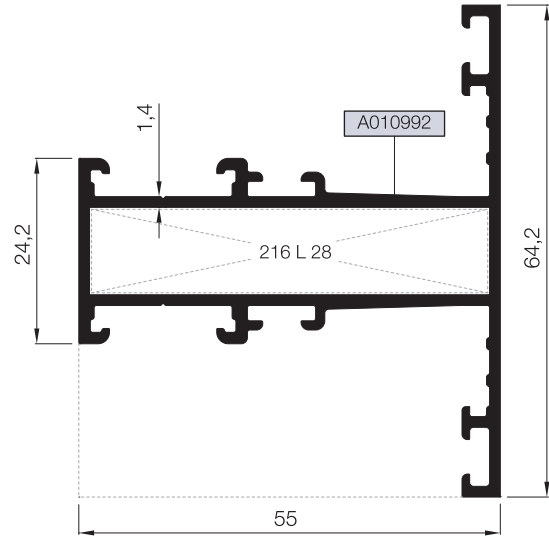
Nr		L m	KESİM ÖLÇÜSÜ CUTTING SIZE	AKS. KODU ACS. CODE
55 V 05	A010708	25 L 25 (A010539)	42,2 mm	179 L 25

KOD / CODE	AĞIRLIK (kg/m) / WEIGHT	Jxx cm <sup>4</sup>	Jyy cm <sup>4</sup>	L m	
55 M 01	1,163	16,229	7,332	6	
55 M 02	1,349	20,507	17,255	6	
55 M 05	1,485	20,877	17,806	6	
55 M 07	0,980	13,943	6,566	6	

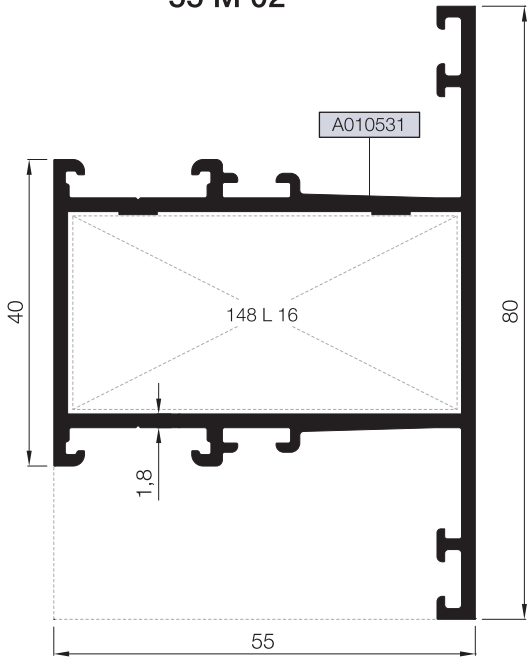
55 M 01



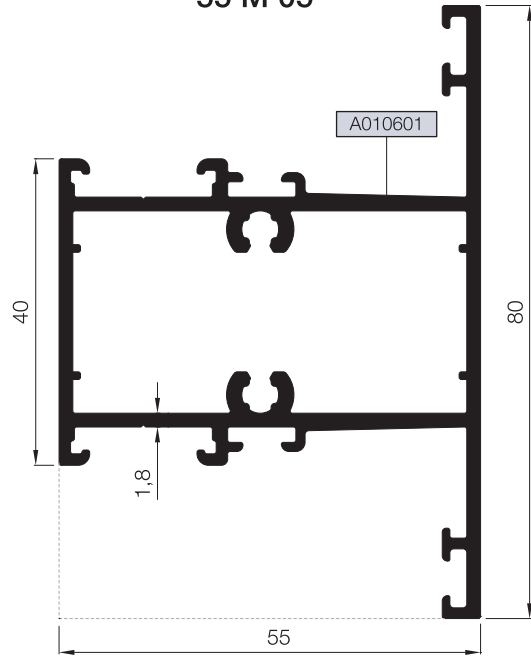
55 M 07



55 M 02

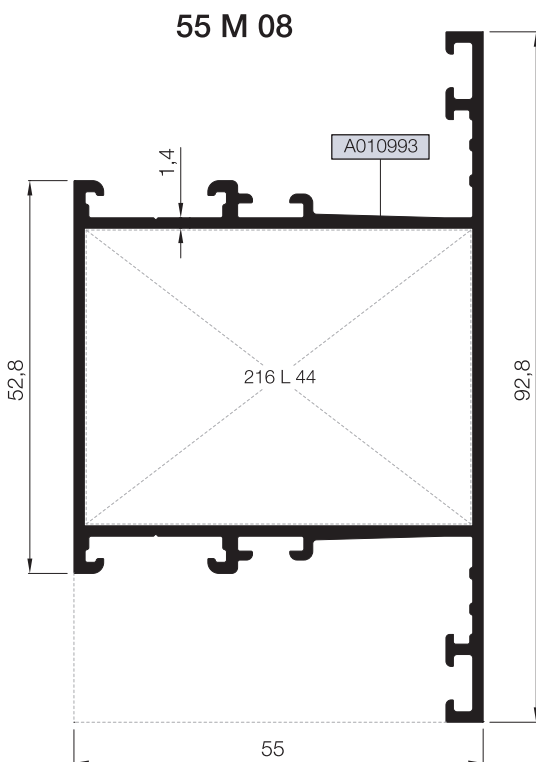
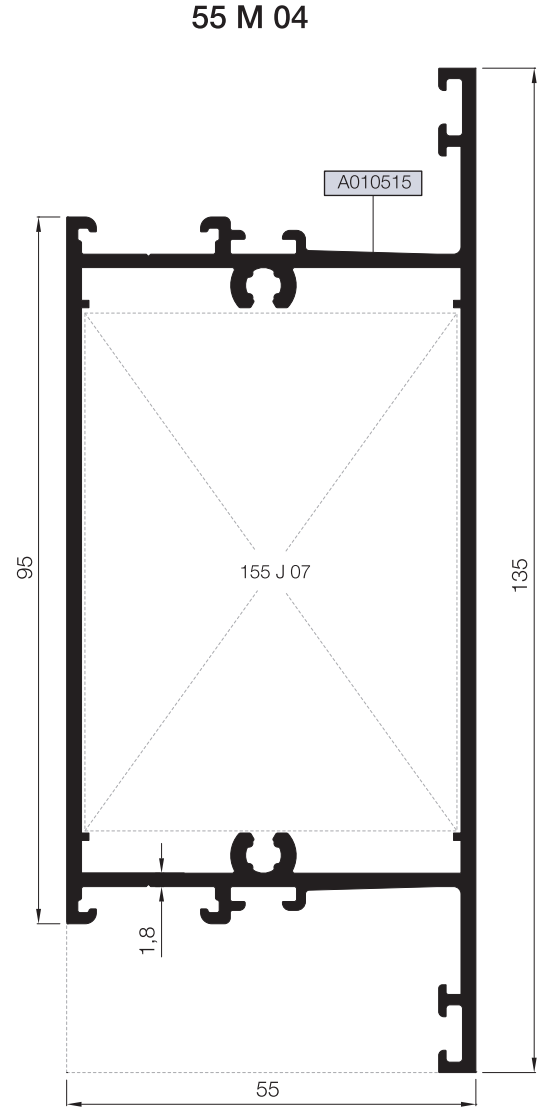
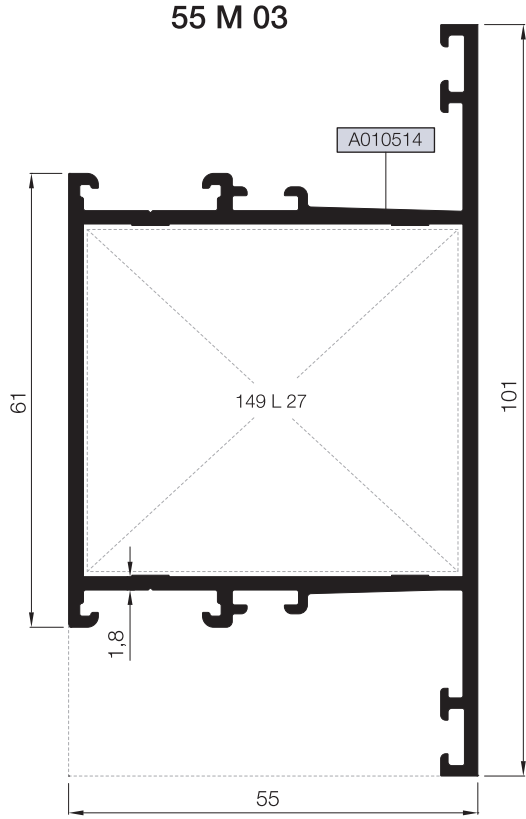


55 M 05



Nr		L m	KESİM ÖLÇÜSÜ CUTTING SIZE	AKS. KODU ACS. CODE
55 M 01	A010534	25 J 07 (A010652)	10,9 mm	152 J 07
55 M 02	A010531	25 J 07 (A010652)	25,5 mm	135 J 07
55 M 05	A010601	25 J 07 (A010652)	15,1 mm	153 J 07
55 M 07	A010992	25 J 07 (A010652)	10,9 mm	152 J 07
Nr		L m	KESİM ÖLÇÜSÜ CUTTING SIZE	AKS. KODU ACS. CODE
55 M 01	A010534	25 L 28 (A010542)	51,1 mm	148 L 28
55 M 02	A010531	25 L 16 (A002061)	51,1 mm	148 L 16
55 M 07	A010992	25 L 28 (A010542)	51,9 mm	216 L 28

KOD / CODE	AĞIRLIK (kg/m) / WEIGHT	Jxx cm <sup>4</sup>	Jyy cm <sup>4</sup>	L m	
55 M 03	1,593	27,562	41,009	6	
55 M 04	2,098	37,603	114,327	6	
55 M 08	1,197	19,890	25,844	6	



Nr		L m	KESİM ÖLÇÜSÜ CUTTING SIZE	AKS. KODU ACS. CODE
55 M 03	A010514	25 J 07 (A010652)	46,5 mm	154 J 07
55 M 04	A010515	25 J 07 (A010652)	70,1 mm	155 J 07
55 M 08	A010993	25 J 07 (A010652)	39,7 mm	187 J 07
Nr		L m	KESİM ÖLÇÜSÜ CUTTING SIZE	AKS. KODU ACS. CODE
55 M 03	A010514	25 L 27 (A010541)	50,7 mm	149 L 27
55 M 08	A010993	25 L 44 (A010786)	51,9 mm	216 L 44

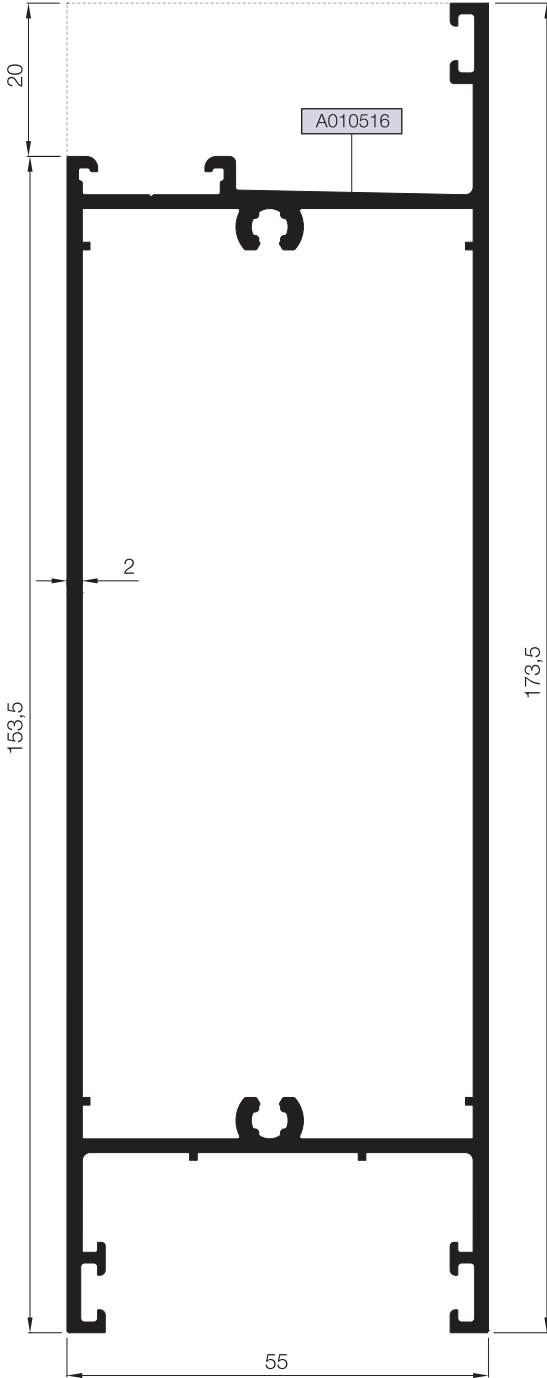


ETEK PROFİLLERİ  
KICK PLATE PROFILES

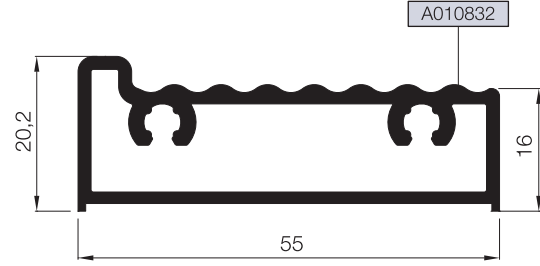
# RW55

KOD / CODE	AĞIRLIK (kg/m) / WEIGHT	Jxx cm <sup>4</sup>	Jyy cm <sup>4</sup>	L m	
55 K 01	2,576	52,197	269,51	6	
55 K 03	1,702	9,804	1,050	6	
55 K 02	0,795	31,989	103,10	6	

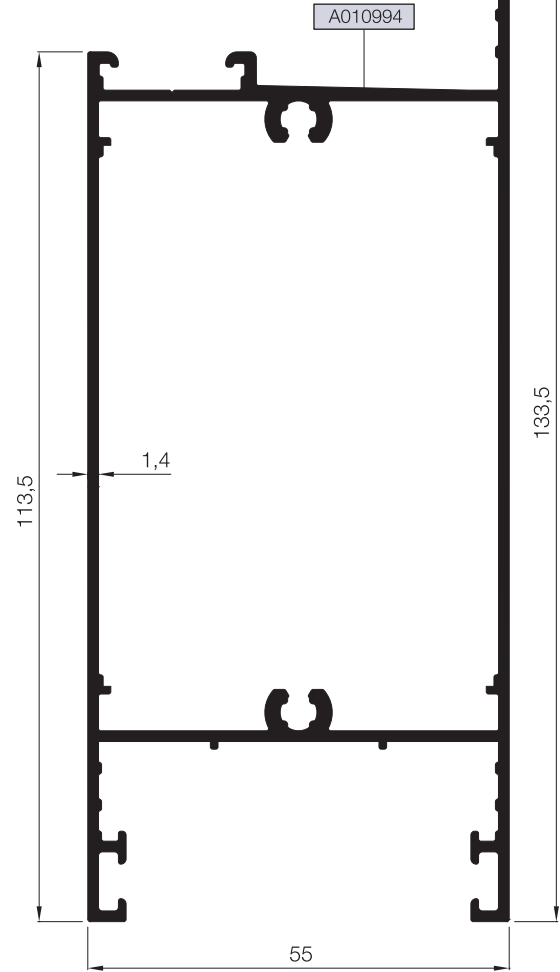
55 K 01



55 K 02



55 K 03



Nr		L m	KESİM ÖLÇÜSÜ CUTTING SIZE	AKS. KODU ACS. CODE
55 K 01	A010516	25 J 07 (A010652)	110,1 mm	156 J 07

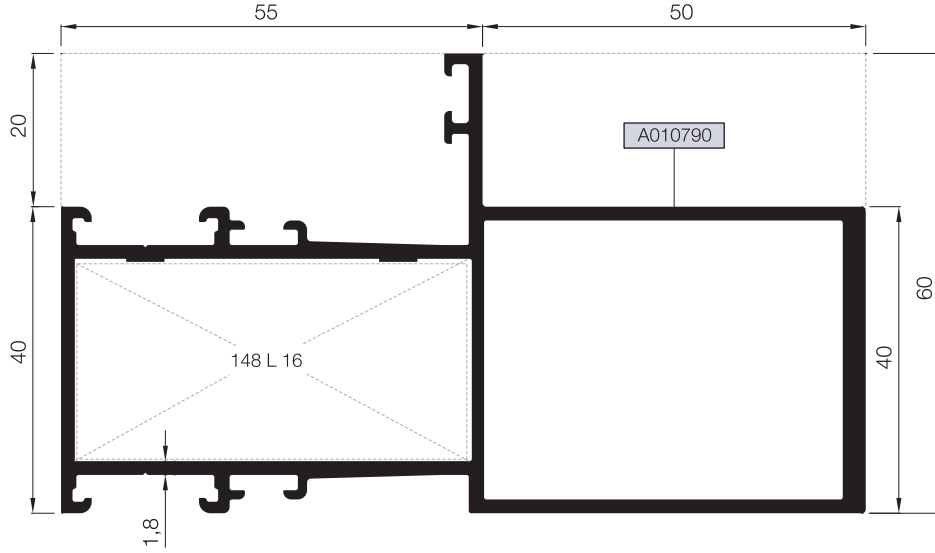
# TAKVİYELİ KASA VE ORTA KAYIT PROFİLLERİ

## FRAME AND MULLION PROFILES

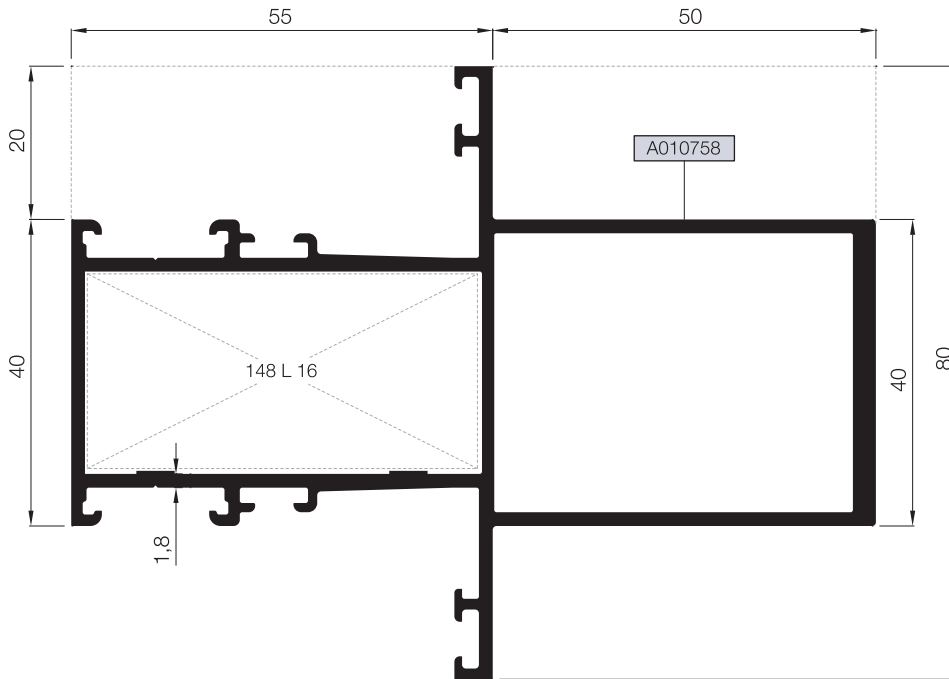
# RW55

KOD / CODE	AĞIRLIK (kg/m) / WEIGHT	Jxx cm <sup>4</sup>	Jyy cm <sup>4</sup>	L m	
55 F 06	1,961	86,050	19,744	6	
55 M 06	2,095	86,060	25,054	6	

### 55 F 06



### 55 M 06



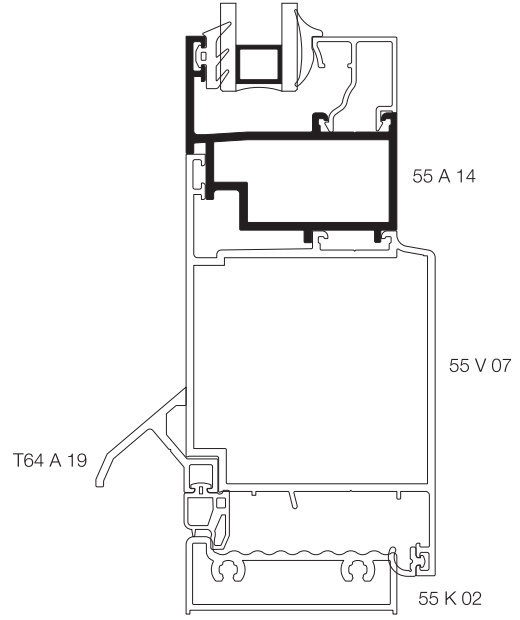
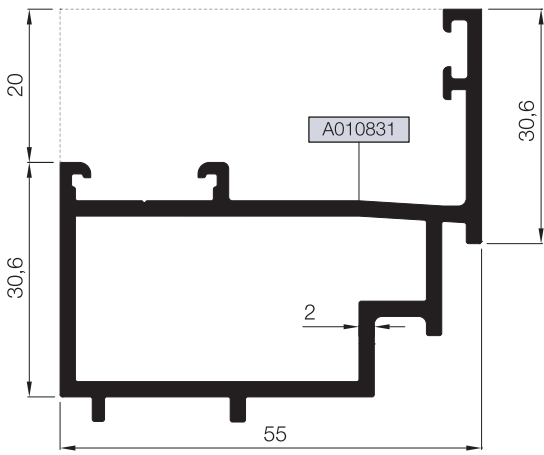
Nr		L m	KESİM ÖLÇÜSÜ CUTTING SIZE	AKS. KODU ACS. CODE
55 F 06	A010790	25 L 16 (A002061)	51,1 mm	148 L 16
55 M 06	A010758	25 L 16 (A002061)	51,1 mm	148 L 16
Nr		L m	KESİM ÖLÇÜSÜ CUTTING SIZE	AKS. KODU ACS. CODE
55 M 06	A010758	25 J 07 (A010652)	25,5 mm	135 J 07

# ADAPTÖR PROFİLLERİ ADAPTER PROFILES

# RW55

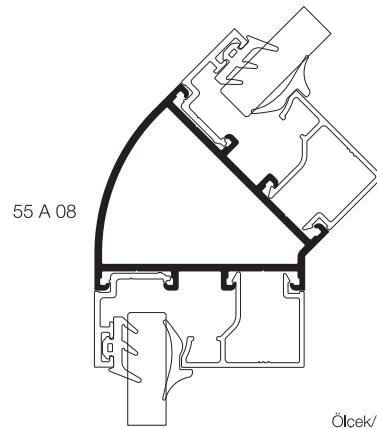
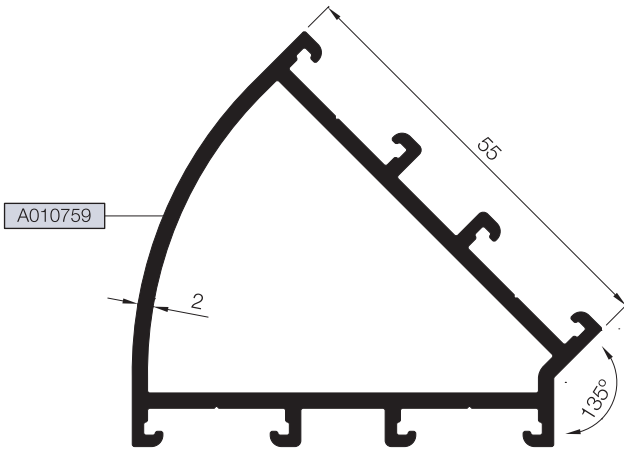
KOD / CODE	AĞIRLIK (kg/m) / WEIGHT	Jxx cm <sup>4</sup>	Jyy cm <sup>4</sup>	L m	
55 A 08	1,136	----	----	6	
55 A 14	1,098	----	----	6	

## 55 A 14



Ölçek/Scale: 1/2

## 55 A 08



Ölçek/Scale: 1/2

01

02

03

04

05

06

07

08

09

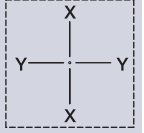
10

# ADAPTÖR PROFİLLERİ

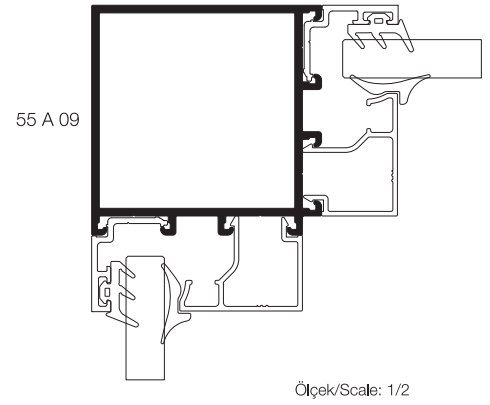
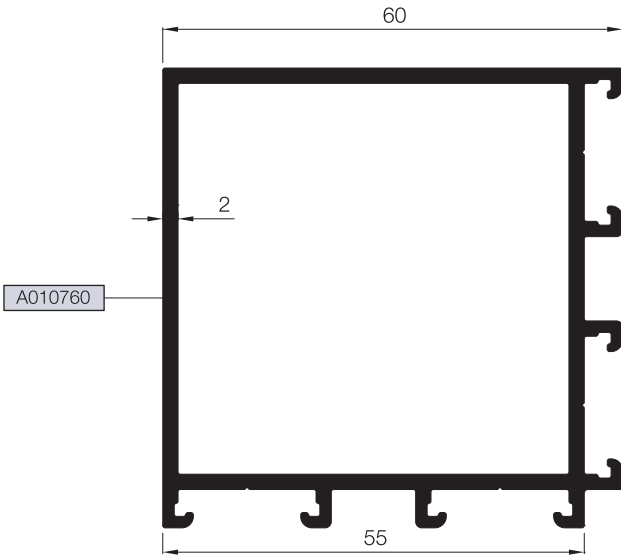
## ADAPTER PROFILES

# RW55

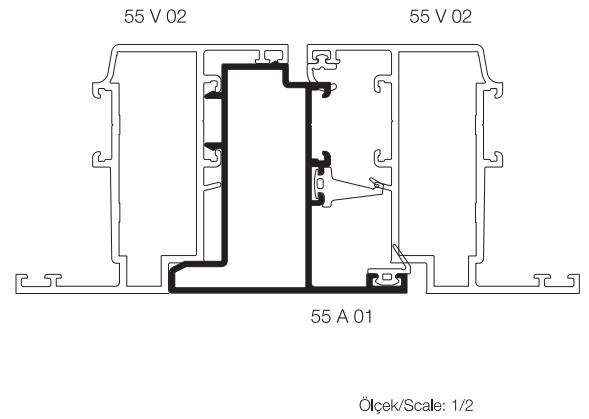
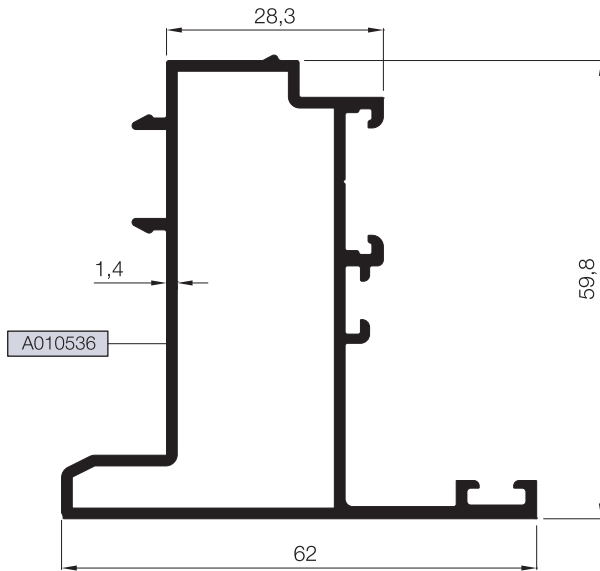
KOD / CODE	AĞIRLIK (kg/m) / WEIGHT	Jxx cm <sup>4</sup>	Jyy cm <sup>4</sup>	L m
55 A 09	1,412	----	----	6
55 A 01	0,978	----	----	6



### 55 A 09



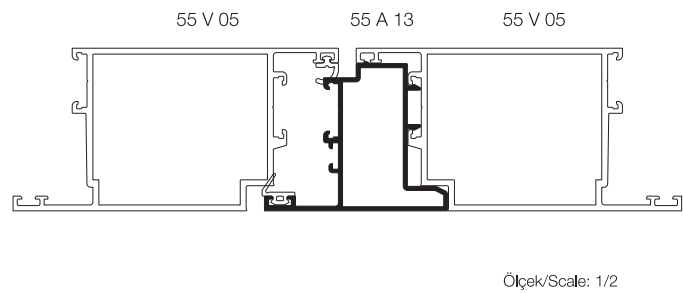
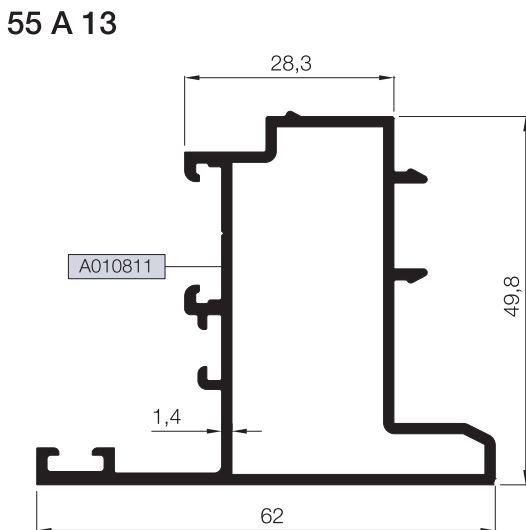
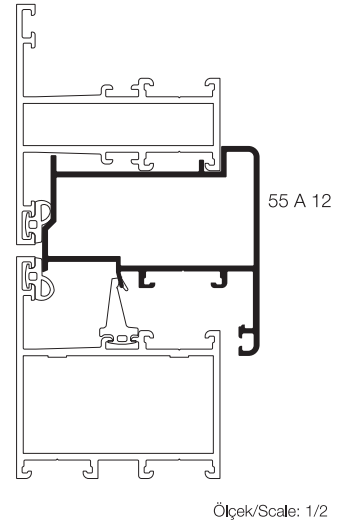
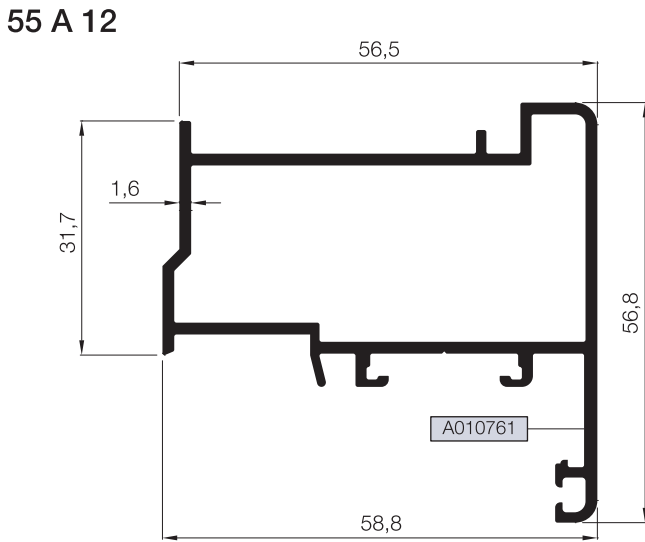
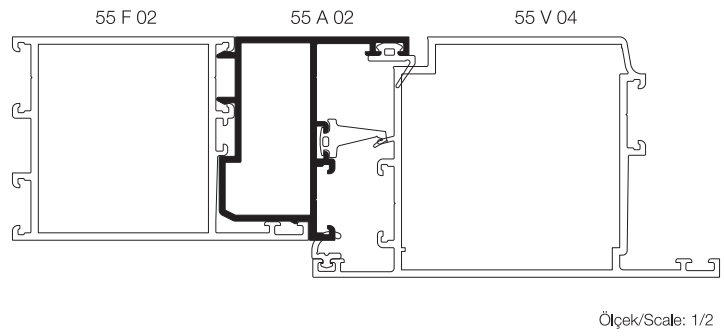
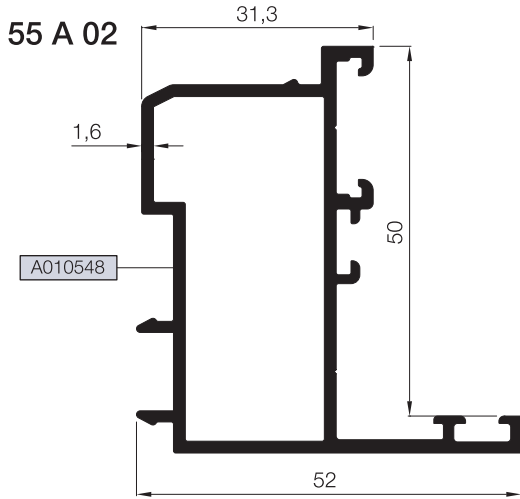
### 55 A 01



# ADAPTÖR PROFİLLERİ ADAPTER PROFILES

# RW55

KOD / CODE	AĞIRLIK (kg/m) / WEIGHT	Jxx cm4	Jyy cm4	L m	
55 A 02	0,936	----	----	6	
55 A 12	1,025	----	----	6	
55 A 13	0,897	----	----	6	



01

02

03

04

05

06

07

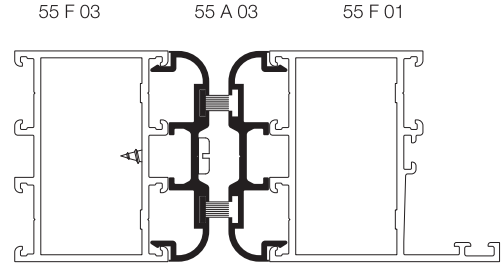
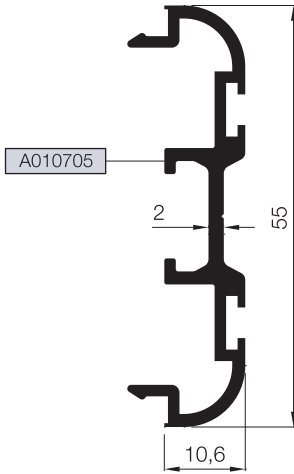
08

09

10

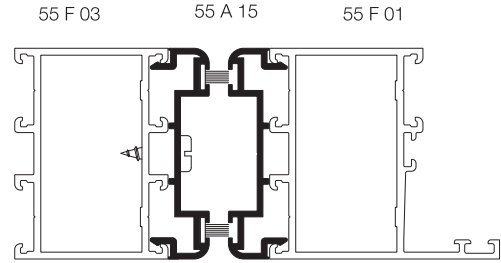
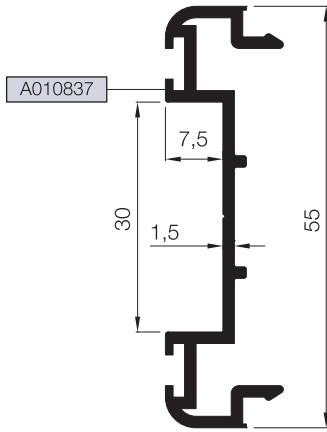
KOD / CODE	AĞIRLIK (kg/m) / WEIGHT	Jxx cm4	Jyy cm4	L m	
55 A 03	0,556	----	----	6	
55 A 15	0,463	----	----	6	
55 A 05	0,522	----	----	6	

55 A 03



Ölçek/Scale: 1/2

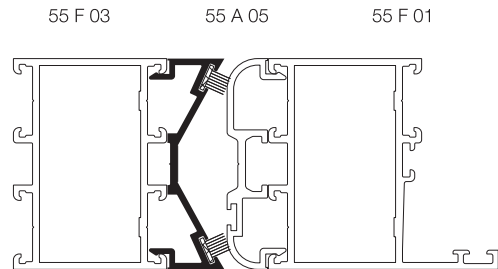
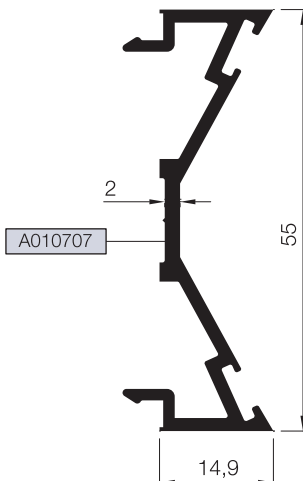
55 A 15



Ölçek/Scale: 1/2

\*\*Kilit takılabilen detay  
Detail for installing lock

55 A 05



Ölçek/Scale: 1/2

\*\*Gömme pompa takılabilen detay  
Detail for concealed door closer

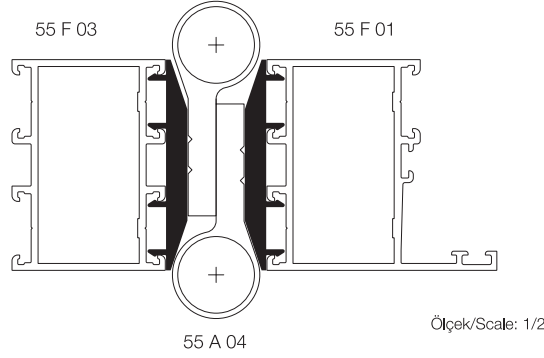
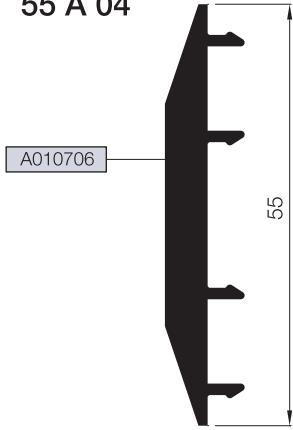
# ADAPTÖR VE TİJ PROFİLLERİ

## ADAPTER AND SLIDING ROD PROFILES

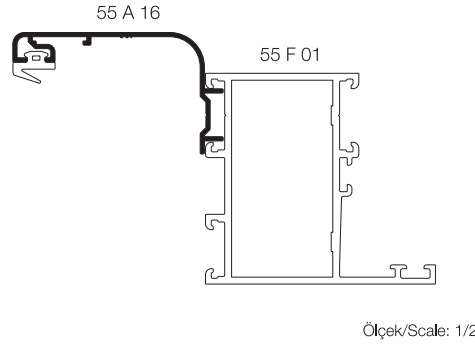
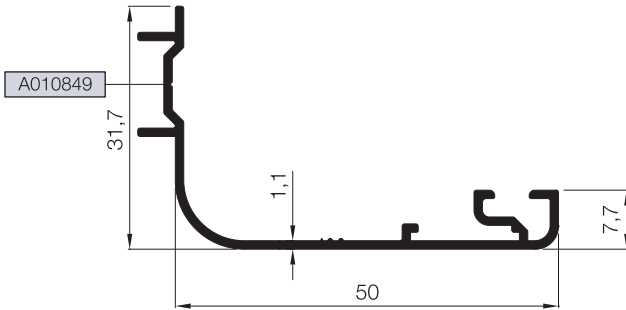
# RW55

KOD / CODE	AĞIRLIK (kg/m) / WEIGHT	Jxx cm4	Jyy cm4	L m	
55 A 04	0,750	----	----	6	
55 A 16	0,335	----	----	6	
25 P 01	0,185	----	----	6	
T55 A 13	0,220	----	----	6	
25 I 07	0,143	----	----	6	
25 I 04	0,153	----	----	6	

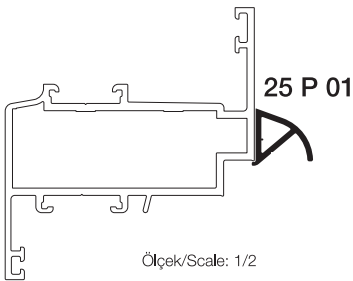
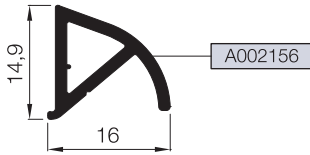
**55 A 04**



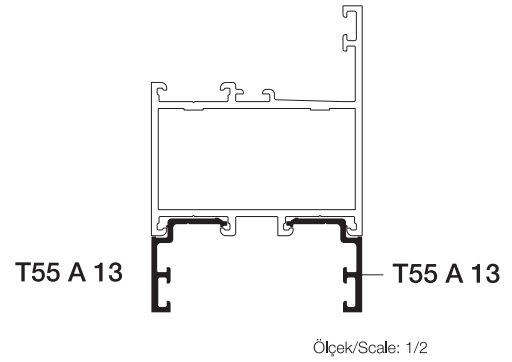
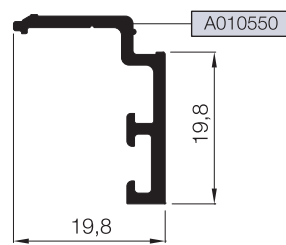
**55 A 16**



**25 P 01**



**T55 A 13**



**25 I 07\***

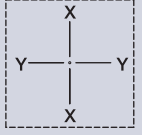


**25 I 04**

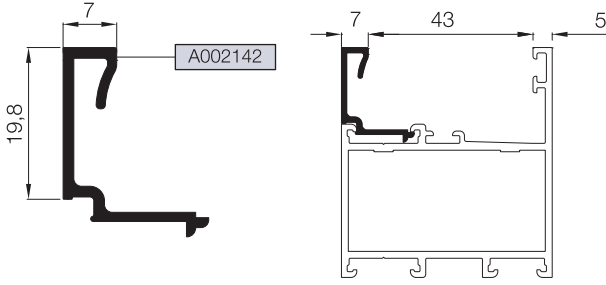


\*Giesse kol ve kilitleme aksesuarları sadece 25 I 07 tij profili ile kullanılmalıdır.  
Giesse handle and locking accessories should be used with only 25 I 07 rod profile

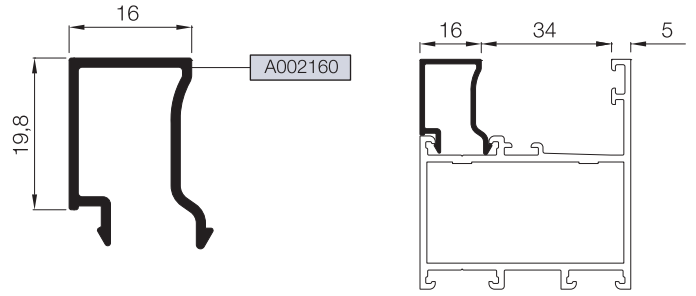
KOD / CODE	AĞIRLIK (kg/m) / WEIGHT	L m	KOD / CODE	AĞIRLIK (kg/m) / WEIGHT	L m
25 G 21	0,196	6	25 G 09	0,229	6
25 G 28	0,218	6	25 G 12	0,270	6
25 G 11	0,224	6	25 G 13	0,278	6
25 G 10	0,225	6	25 G 14	0,280	6



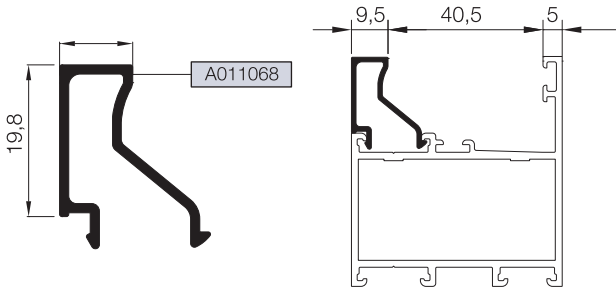
**25 G 21**



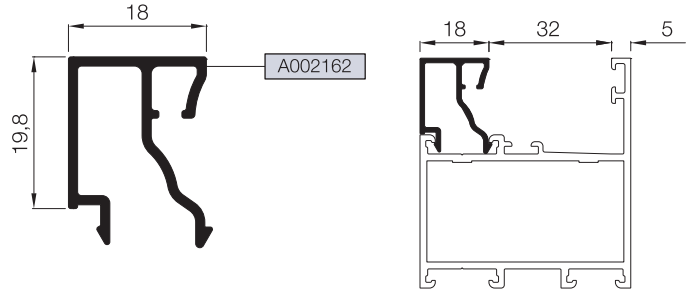
**25 G 09**



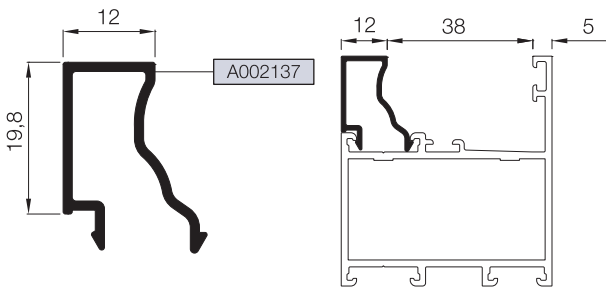
**25 G 28**



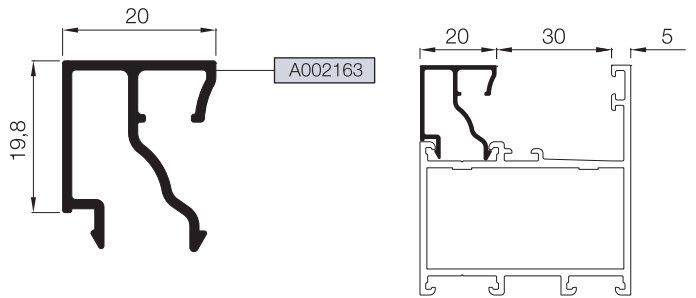
**25 G 12**



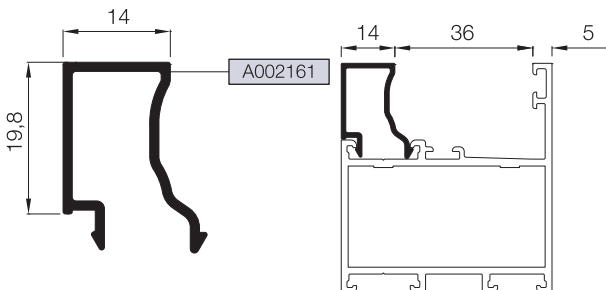
**25 G 11**



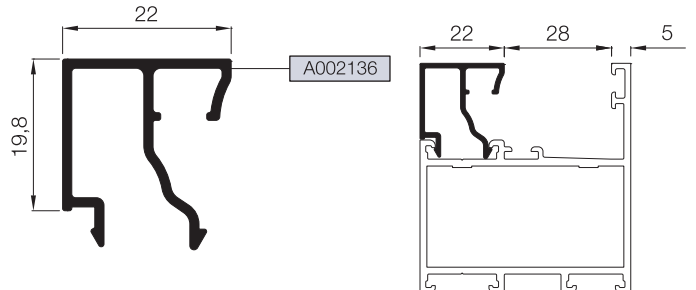
**25 G 13**



**25 G 10**

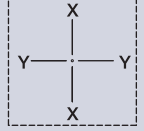


**25 G 14**

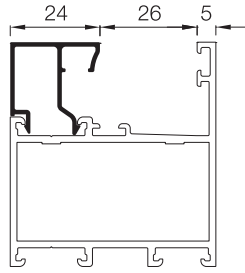
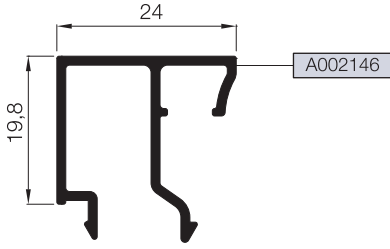




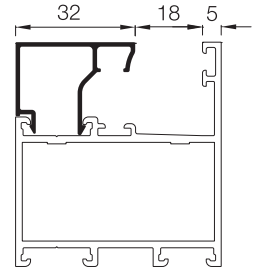
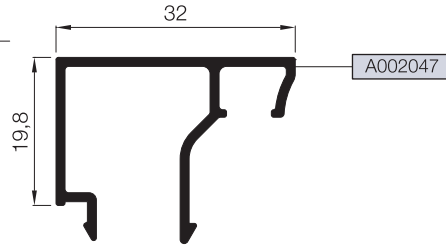
KOD / CODE	AĞIRLIK (kg/m) / WEIGHT	L m	KOD / CODE	AĞIRLIK (kg/m) / WEIGHT	L m
25 G 15	0,282	6	25 G 08	0,309	6
25 G 16	0,287	6	25 G 19	0,317	6
25 G 17	0,292	6	25 G 20	0,327	6
25 G 18	0,300	6			



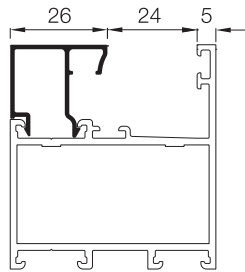
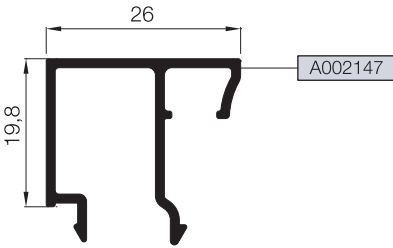
**25 G 15**



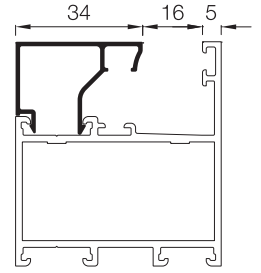
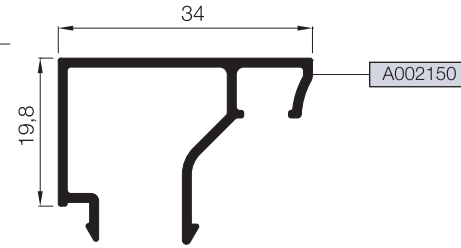
**25 G 08**



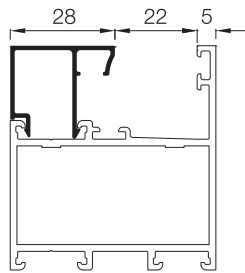
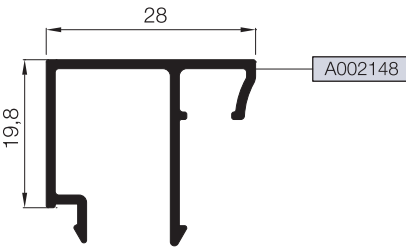
**25 G 16**



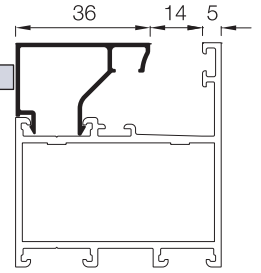
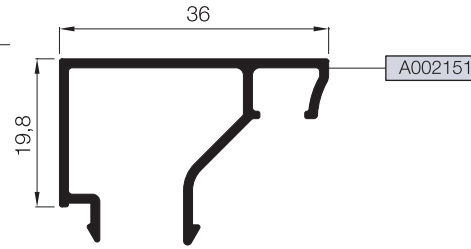
**25 G 19**



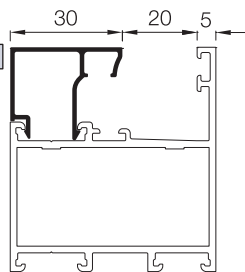
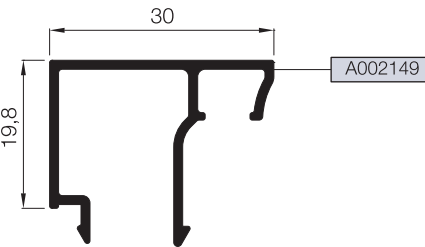
**25 G 17**



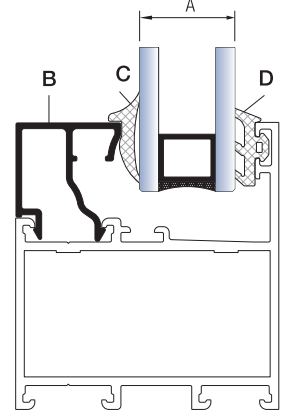
**25 G 20**



**25 G 18**



B CAM ÇİTASI GLAZING BEAD	C İÇ CAM FİTİLİ GLAZING GASKET	A CAM KALINLIĞI GLASS THICKNESS	D DIŞ CAM FİTİLİ GLAZING GASKET
25 G 20	01.17.05	5 mm	01.11.15
25 G 20	01.17.04	6 mm	01.11.15
25 G 20	01.17.03	7 mm	01.11.15
25 G 19	01.17.04	8 mm	01.11.15
25 G 19	01.17.03	9 mm	01.11.15
25 G 08	01.17.04	10 mm	01.11.15
25 G 08	01.17.03	11 mm	01.11.15
25 G 18	01.17.04	12 mm	01.11.15
25 G 18	01.17.03	13 mm	01.11.15
25 G 17	01.17.04	14 mm	01.11.15
25 G 17	01.17.03	15 mm	01.11.15
25 G 16	01.17.04	16 mm	01.11.15
25 G 16	01.17.03	17 mm	01.11.15
25 G 15	01.17.04	18 mm	01.11.15
25 G 15	01.17.03	19 mm	01.11.15
25 G 14	01.17.04	20 mm	01.11.15
25 G 14	01.17.03	21 mm	01.11.15
25 G 13	01.17.04	22 mm	01.11.15
25 G 13	01.17.03	23 mm	01.11.15
25 G 12	01.17.04	24 mm	01.11.15
25 G 12	01.17.03	25 mm	01.11.15
25 G 09	01.17.04	26 mm	01.11.15
25 G 09	01.17.03	27 mm	01.11.15
25 G 10	01.17.04	28 mm	01.11.15
25 G 10	01.17.03	29 mm	01.11.15
25 G 11	01.17.04	30 mm	01.11.15
25 G 11	01.17.03	31 mm	01.11.15
25 G 28	01.17.05	32 mm	01.11.15
25 G 28	01.17.04	33 mm	01.11.15
25 G 21	01.17.05	34 mm	01.11.15
25 G 21	01.17.04	35 mm	01.11.15
25 G 21	01.17.03	36 mm	01.11.15



## TAKOZLAR (CLEATS)

PROFİL KODU (PROFILE CODE)	25 L 16	25 L 20	25 L 25	25 L 26
FABRİKA KODU (FACTORY CODE)	A002061	A002166	A010539	A010540
AĞIRLIK (WEIGHT)	3,554 kg/m	5,620 kg/m	8,384 kg/m	4,870 kg/m
ÇİZİM (DRAWING)				

PROFİL KODU (PROFILE CODE)	25 L 27	25 L 28	25 L 32	25 J 07
FABRİKA KODU (FACTORY CODE)	A010541	A010542	A002430	A010652
AĞIRLIK (WEIGHT)	12,461 kg/m	3,689 kg/m	3,702 kg/m	1,253 kg/m
ÇİZİM (DRAWING)				

KÖŞE TAKOZLARI (CORNER CLEATS)				
Nr		L m	KESİM ÖLÇÜSÜ CUTTING SIZE	AKS. KODU ACS. CODE
55 F 01	A010532	25 L 16 (A002061)	51,1 mm	148 L 16
55 F 02	A010535	25 L 26 (A010540)	50,7 mm	149 L 26
55 F 03	A010704	25 L 16 (A002061)	51,1 mm	148 L 16
55 F 04	A010703	25 L 26 (A010540)	50,7 mm	149 L 26
55 F 05	A010709	25 L 26 (A010540)	40,7 mm	180 L 26
55 F 06	A010790	25 L 16 (A002061)	51,1 mm	148 L 16
55 F 08	A010988	25 L 16 (A002061)	51,9 mm	216 L 16
55 F 09	A010989	25 L 26 (A010540)	51,9 mm	216 L 16
55 F 11	A011177	25 L 16 (A002061)	51,9 mm	216 L 16
55 F 13	A011378	25 L 20 (A002166)	51,1 mm	148 L 20
55 V 01	A010533	25 L 32 (A002430)	44,4 mm	144 L 32
55 V 02	A010551	25 L 20 (A002166)	52,9 mm	145 L 20
55 V 03	A010520	25 L 25 (A010539)	52,2 mm	178 L 25
55 V 04	A010547	25 L 25 (A010539)	46,7 mm	147 L 25
55 V 05	A010708	25 L 25 (A010539)	42,2 mm	179 L 25
55 V 07	A010836	25 L 25 (A010539)	52,2 mm	178 L 25
55 V 08	A010990	25 L 20 (A002166)	53,6 mm	202 L 20
55 V 09	A010991	25 L 44 (A010786)	53,6 mm	202 L 44
55 V 10	A010995	25 L 44 (A010786)	53,6 mm	202 L 44
55 M 01	A010534	25 L 28 (A010542)	51,1 mm	148 L 28
55 M 02	A010531	25 L 16 (A002061)	51,1 mm	148 L 16
55 M 03	A010514	25 L 27 (A010541)	50,7 mm	149 L 27
55 M 06	A010758	25 L 16 (A002061)	51,1 mm	148 L 16
55 M 07	A010992	25 L 28 (A010542)	51,9 mm	216 L 28
55 M 08	A010993	25 L 44 (A010786)	51,9 mm	216 L 44

ORTA KAYIT BAĞLANTI (MULLION CONNECTION PIECE)				
Nr		L m	KESİM ÖLÇÜSÜ CUTTING SIZE	AKS. KODU ACS. CODE
55 M 01	A010534	25 J 07 (A010652)	10,9 mm	152 J 07
55 M 02	A010531	25 J 07 (A010652)	25,5 mm	135 J 07
55 M 03	A010514	25 J 07 (A010652)	46,5 mm	154 J 07
55 M 04	A010515	25 J 07 (A010652)	70,1 mm	155 J 07
55 M 05	A010601	25 J 07 (A010652)	15,1 mm	153 J 07
55 M 06	A010758	25 J 07 (A010652)	25,5 mm	135 J 07
55 M 07	A010992	25 J 07 (A010652)	10,9 mm	152 J 07
55 M 08	A010993	25 J 07 (A010652)	39,7 mm	187 J 07
55 K 01	A010516	25 J 07 (A010652)	110,1 mm	156 J 07

## STOKTA BULUNAN SİSTEM PROFİLLERİNİN LİSTESİ (LIST OF SYSTEM PROFILES IN STOCK)

Nr		MIN. SİPARİŞ MİKTARI MIN. ORDER QUANTITY
55 F 01	A010532	75 kg
55 F 02	A010535	75 kg
55 F 08	A010988	75 kg
55 F 09	A010989	75 kg
55 V 02	A010551	75 kg
55 V 03	A010520	75 kg
55 V 04	A010547	75 kg
55 V 08	A010990	75 kg
55 V 09	A010991	75 kg
55 M 01	A010534	75 kg
55 M 02	A010531	75 kg
55 M 03	A010514	75 kg
55 M 04	A010515	75 kg
55 M 05	A010601	75 kg
55 M 07	A010992	75 kg
55 M 08	A010993	75 kg
55 K 01	A010516	75 kg
55 K 03	A010994	75 kg
55 A 01	A010536	75 kg
55 A 03	A010705	75 kg
55 A 04	A010706	75 kg
55 A 09	A010760	75 kg

\* STOKTA BULUNMAYAN TÜM PROFİLLER İÇİN MİNİMUM SİPARİŞ MİKTARI 300'KG'DİR.  
MINIMUM ORDER QUANTITY FOR ALL THE PROFILES THAT ARE NOT IN STOCK IS 300 KG.

# MİMARİ KATALOG

## ARCHITECTURAL CATALOGUE

Alüminyum Kapı Pencere ve Giydirme Cephe Sistemleri  
Aluminium Window Doors and Facade Systems



Rescara Sistem Detayları  
Rescara System Details

# RW55

DETAYLAR

DETAILS

01

02

03

04

05

06

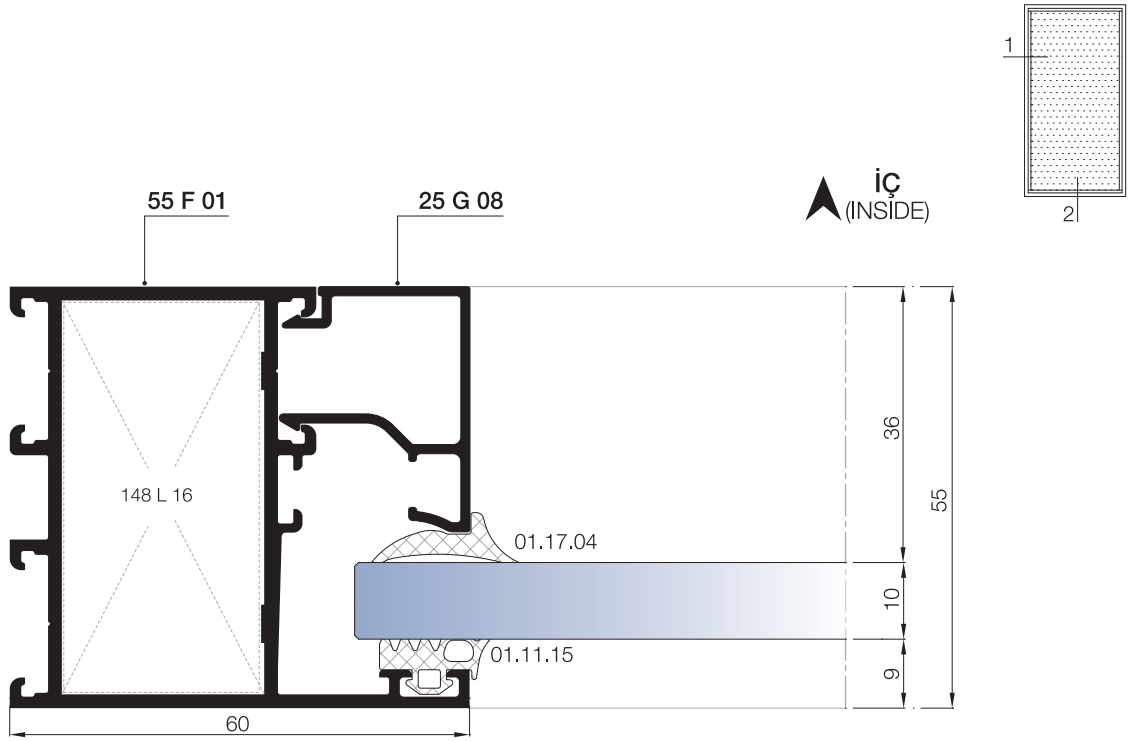
07

08

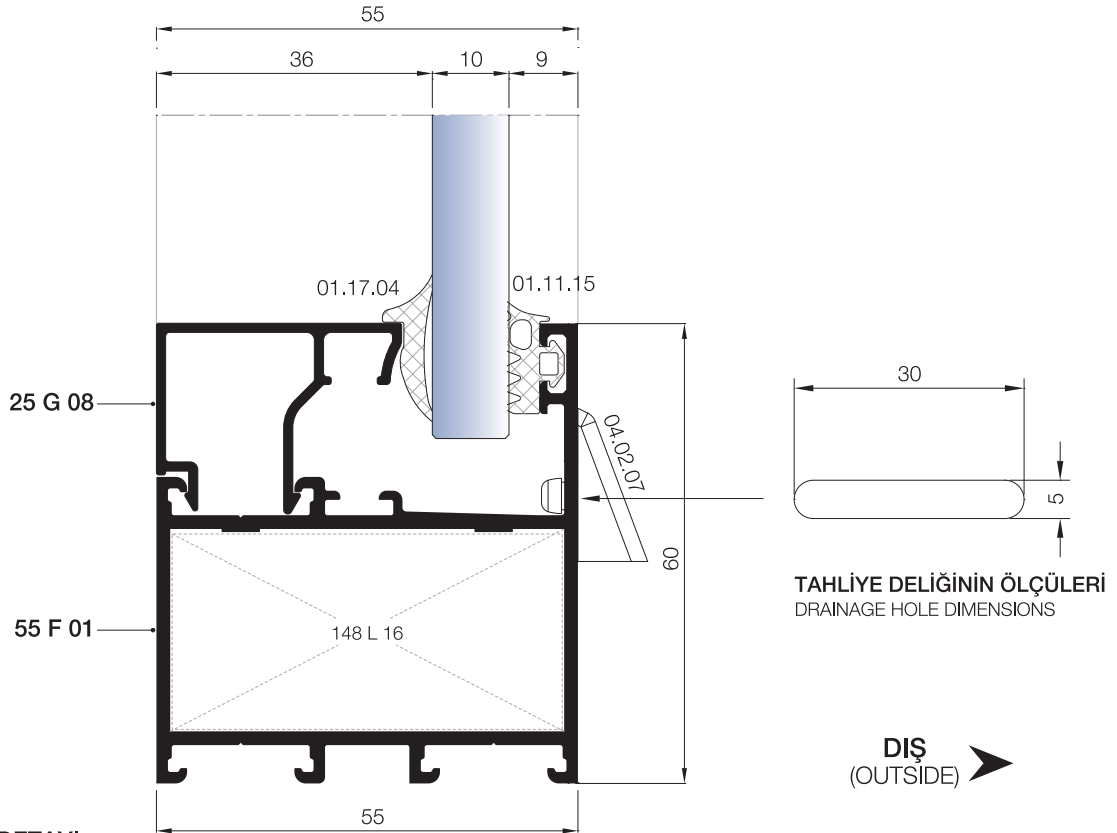
09

10

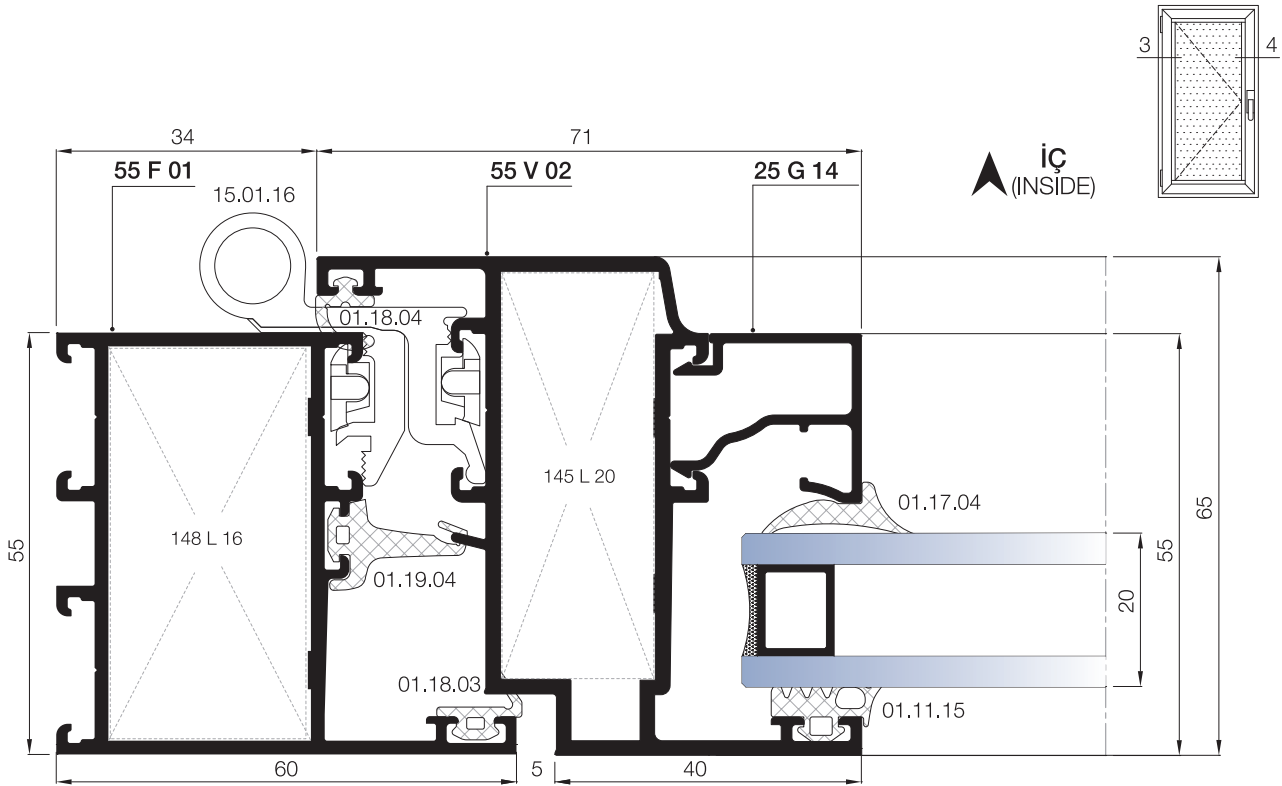
- 01
- 02
- 03
- 04
- 05
- 06
- 07
- 08
- 09
- 10



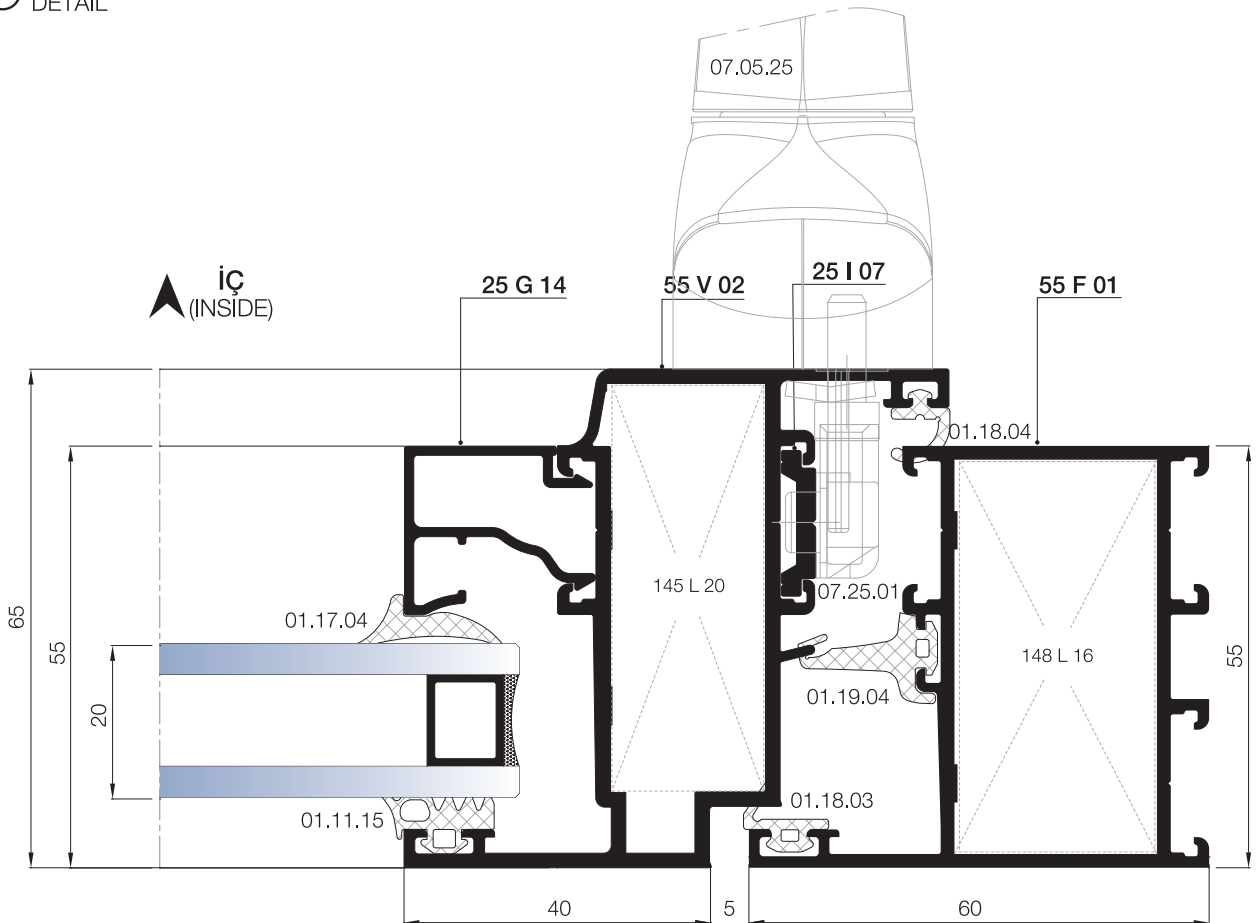
① DETAYI  
DETAIL



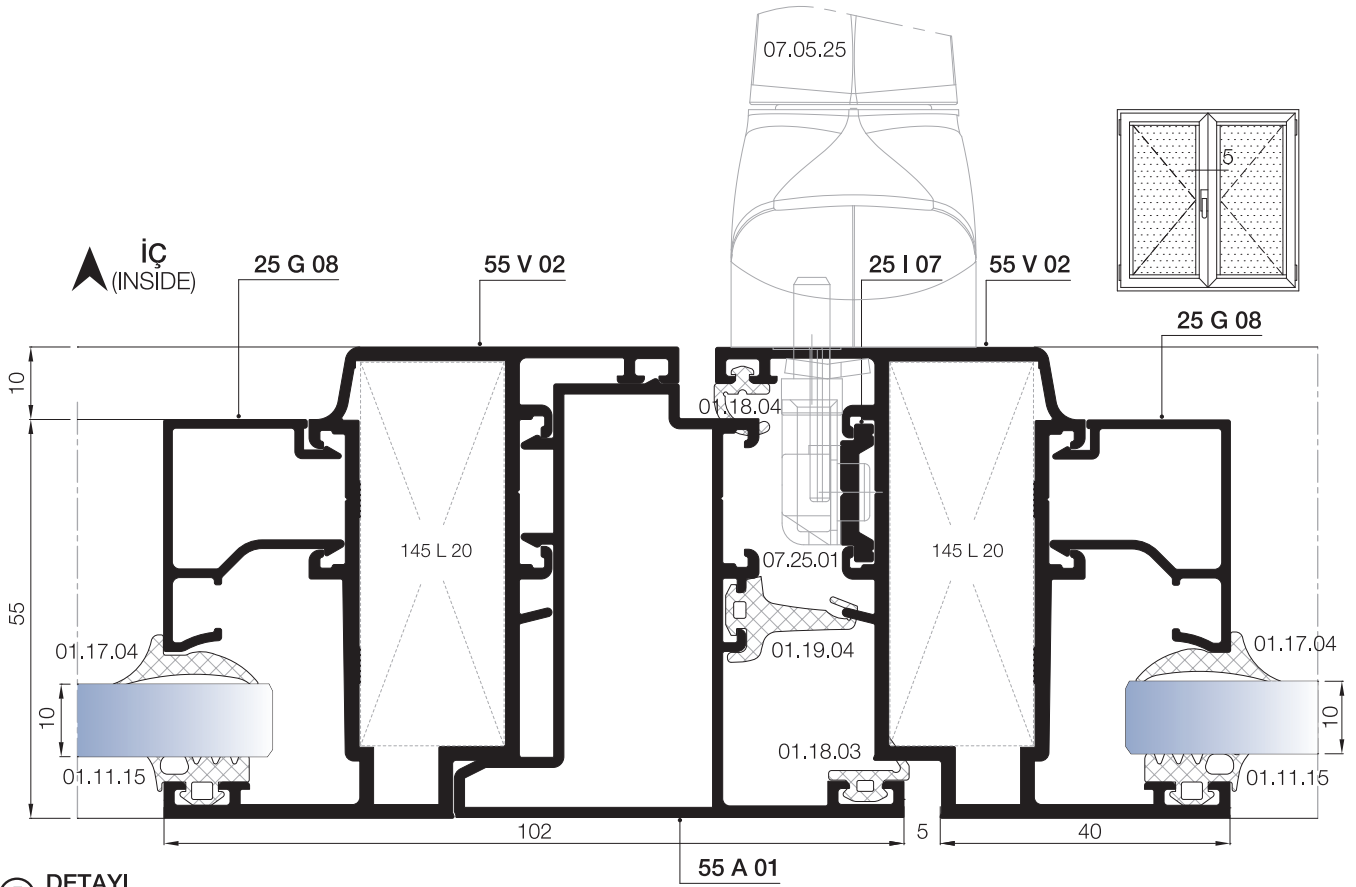
② DETAYI  
DETAIL



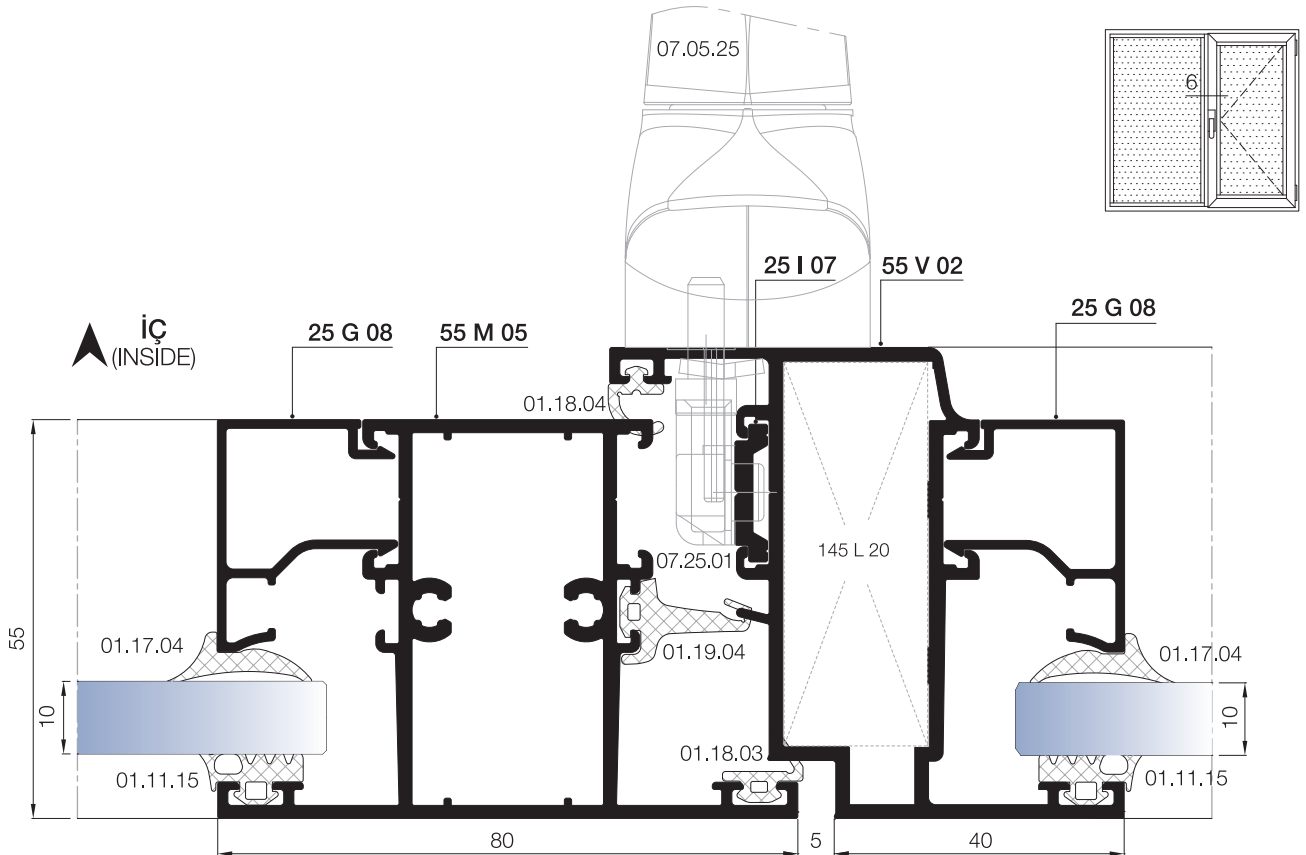
③ DETAYI  
DETAIL



④ DETAYI  
DETAIL

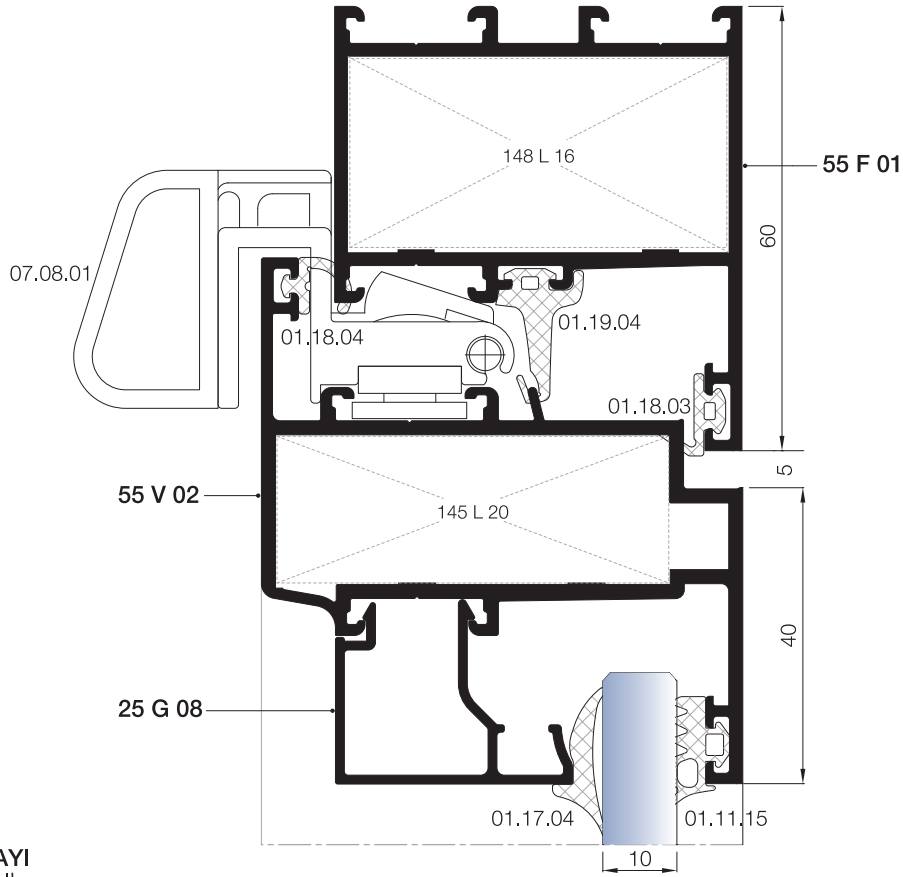


5 DETAYI  
DETAIL

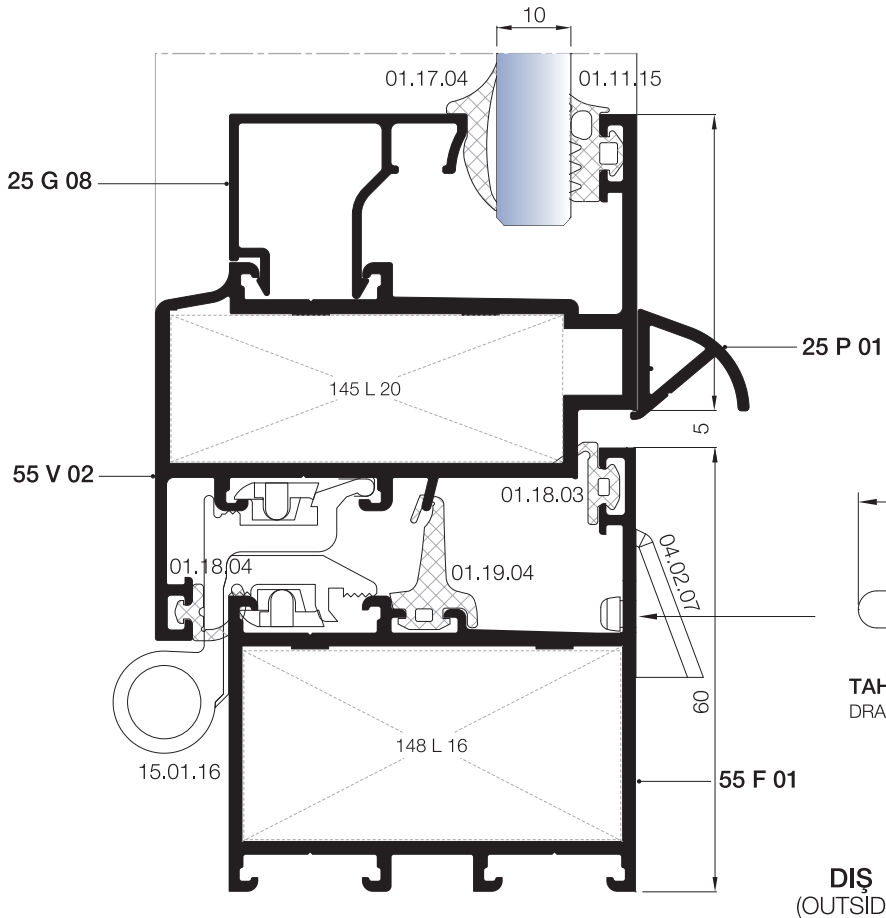


6 DETAYI  
DETAIL





7 DETAYI  
DETAIL

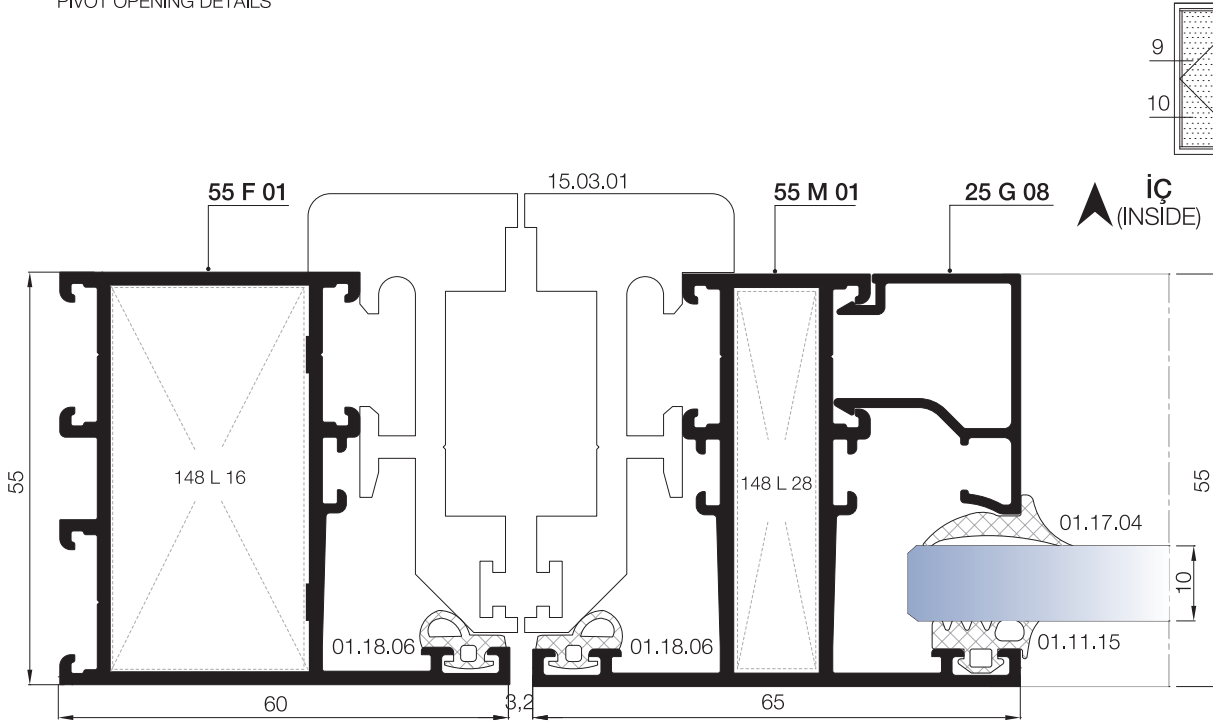


TAHLİYE DELİĞİNİN ÖLÇÜLERİ  
DRAINAGE HOLE DIMENSIONS

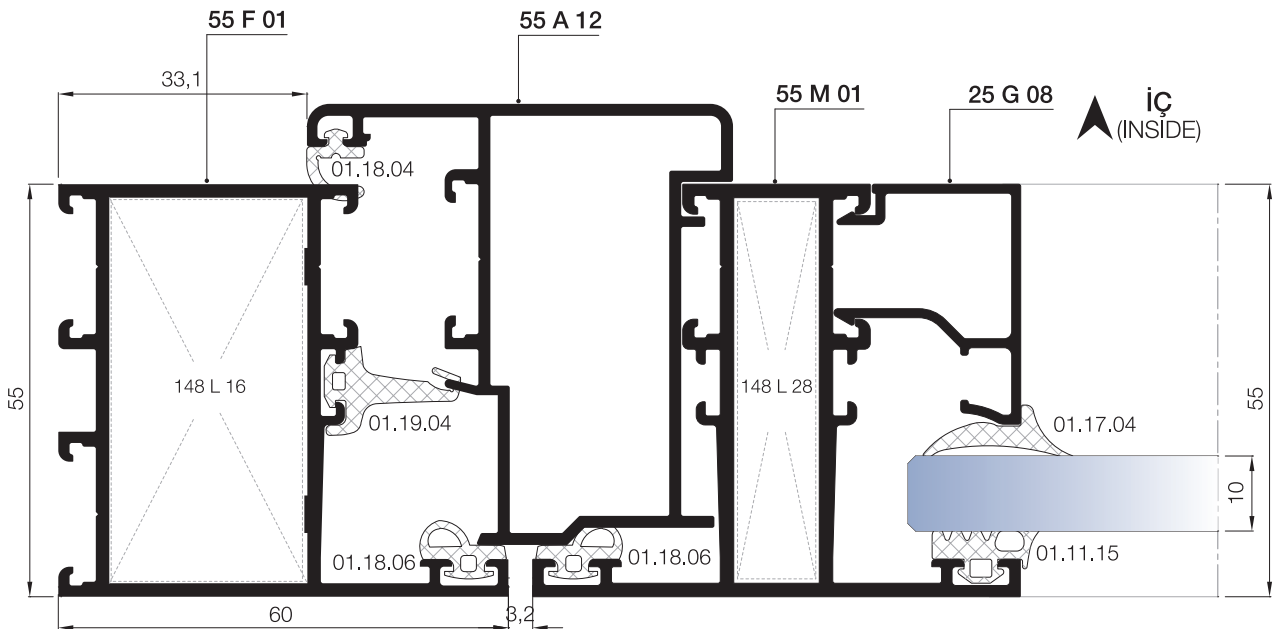
8 DETAYI  
DETAIL

DIŞ  
(OUTSIDE) ➔

PİVOT DETAYLARI  
PIVOT OPENING DETAILS

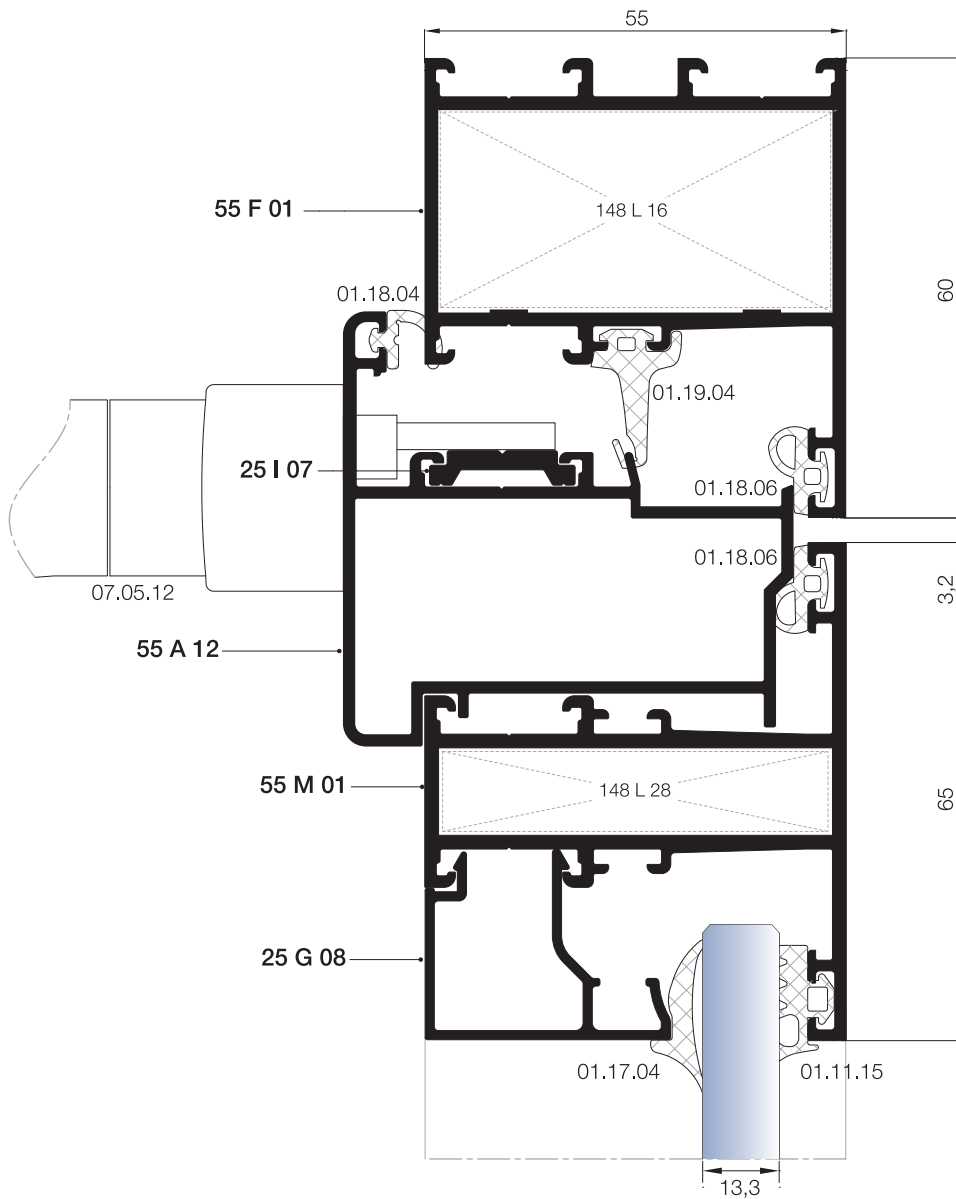
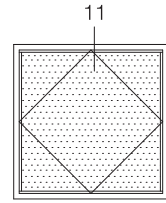


9 DETAYI  
DETAIL



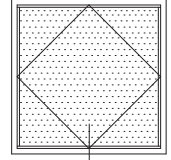
10 DETAYI  
DETAIL

PİVOT DETAYLARI  
PIVOT OPENING DETAILS

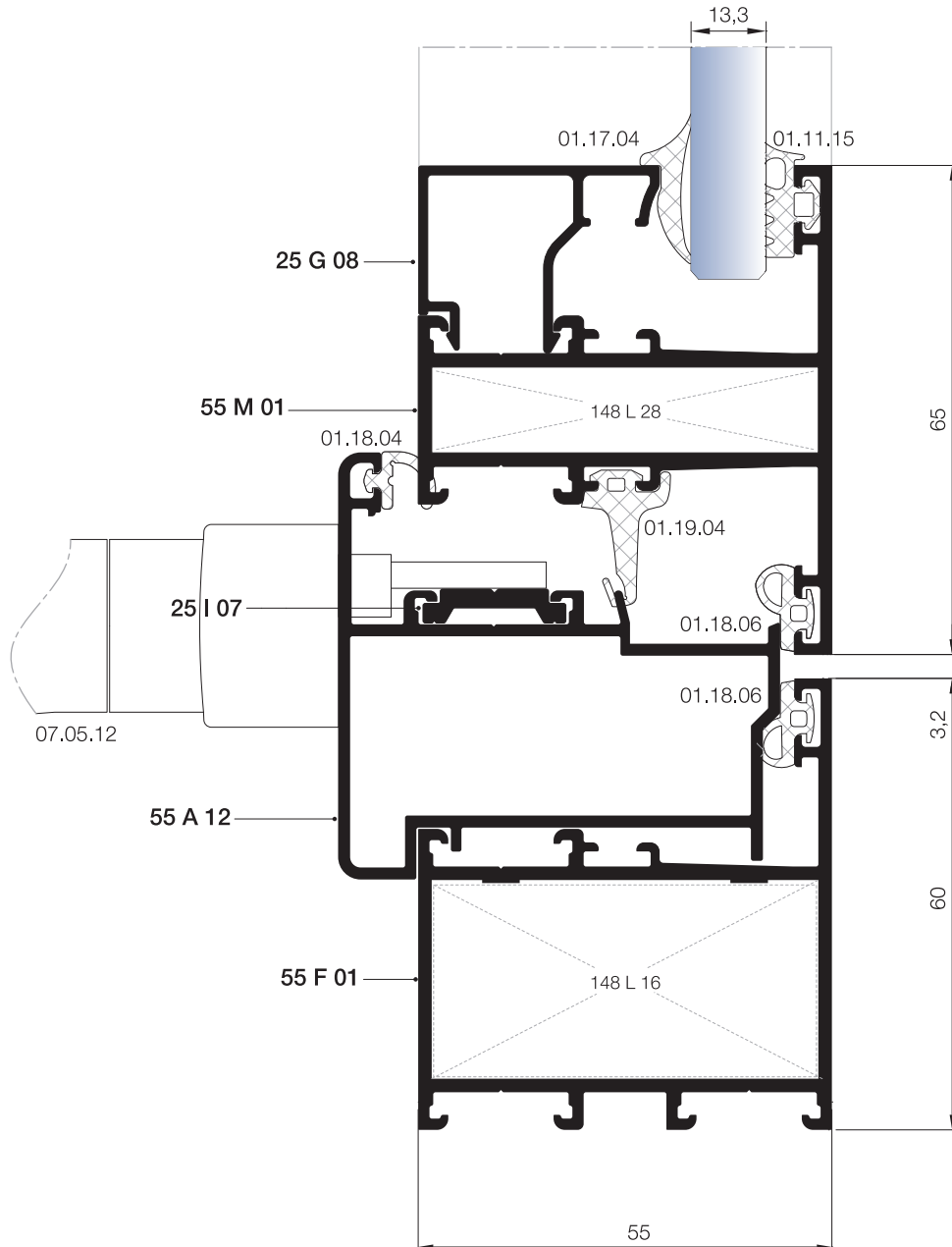


DIŞ  
(OUTSIDE) ➔

PİVOT DETAYLARI  
PIVOT OPENING DETAILS

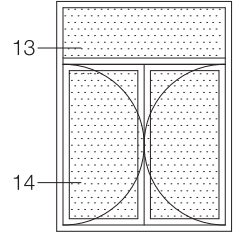
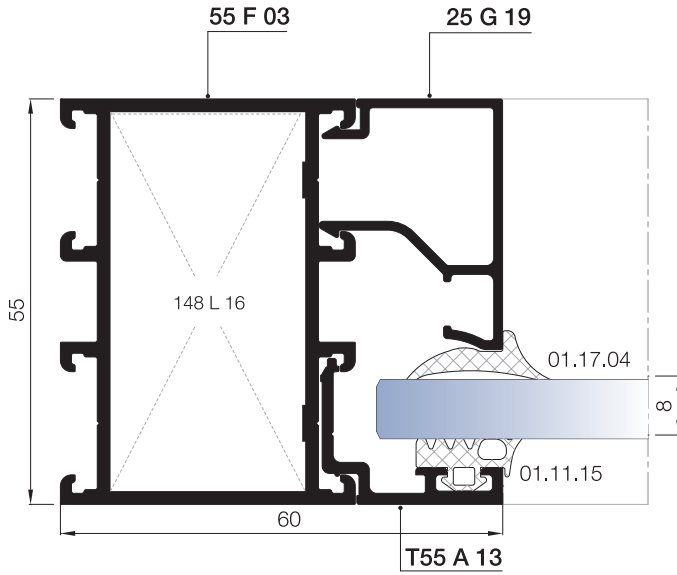


12

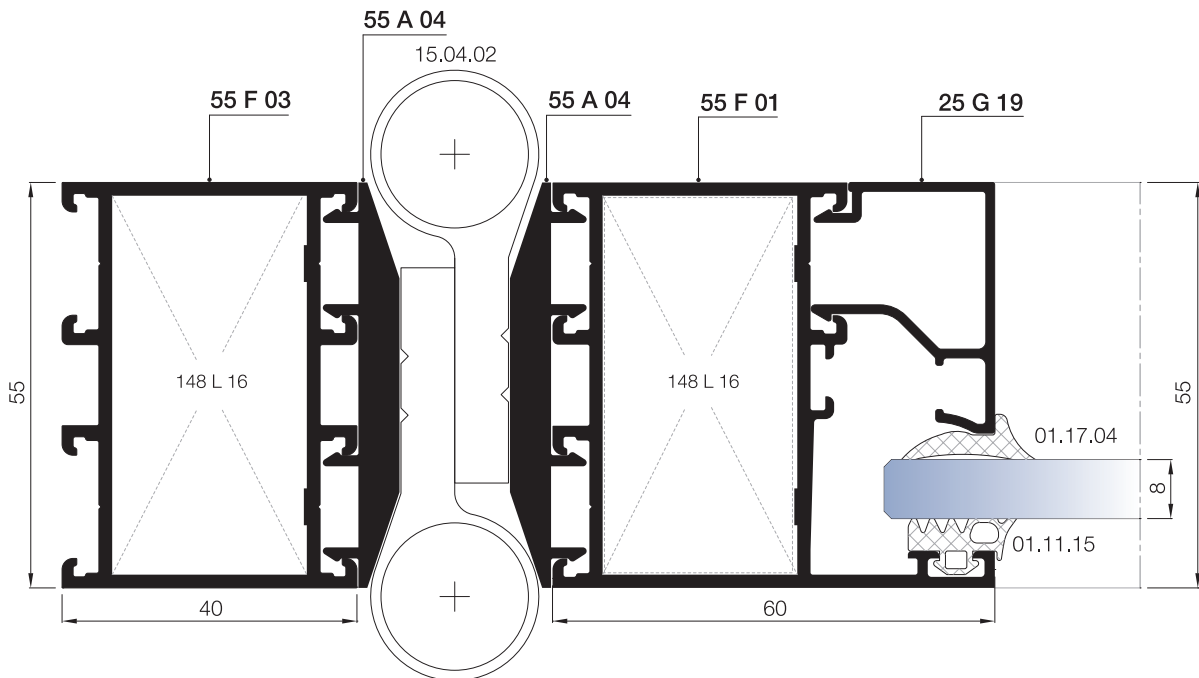


12 DETAYI  
DETAIL

ÇARPMA KAPI DETAYLARI  
SWINGING DOOR DETAILS



13 DETAYI  
DETAIL



14 DETAYI  
DETAIL

01

02

03

04

05

06

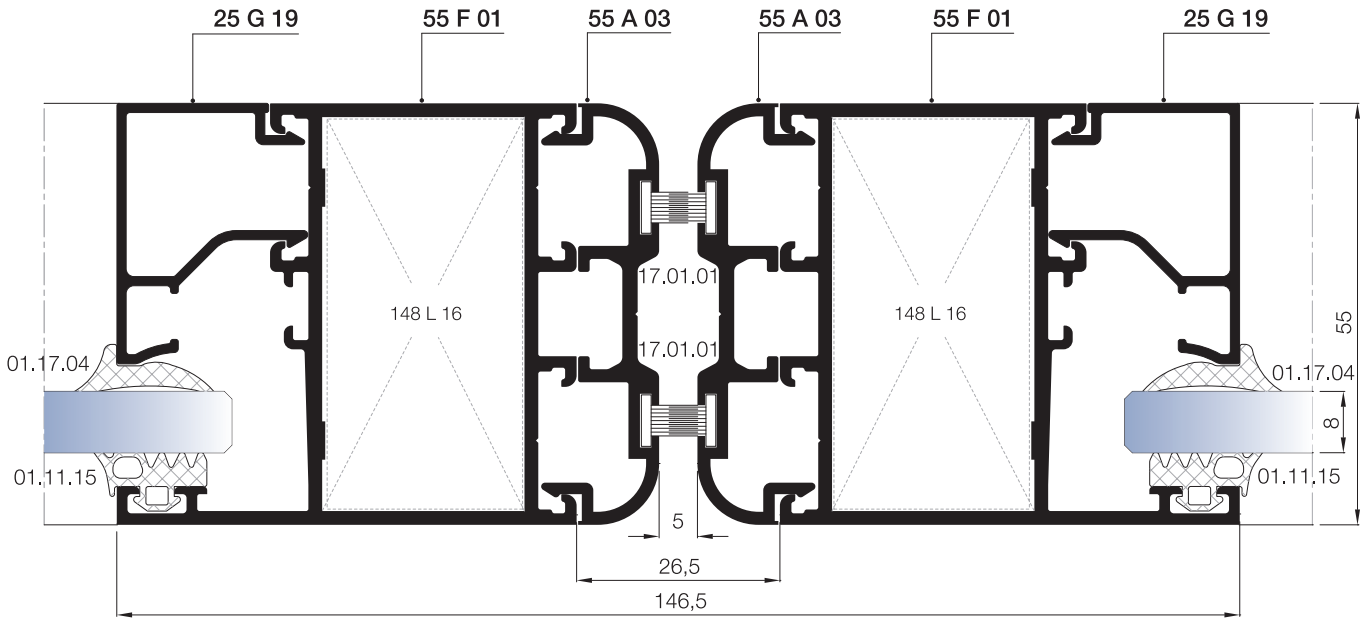
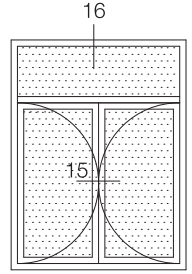
07

08

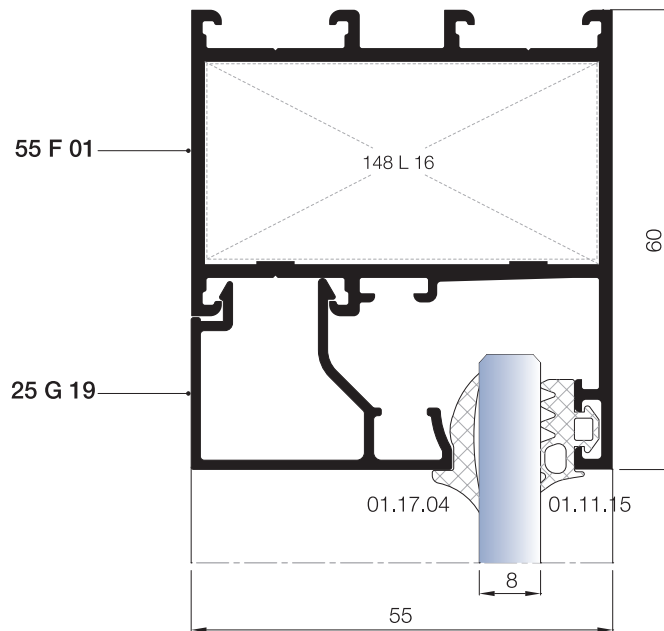
09

10

ÇARPMA KAPI DETAYLARI  
SWINGING DOOR DETAILS

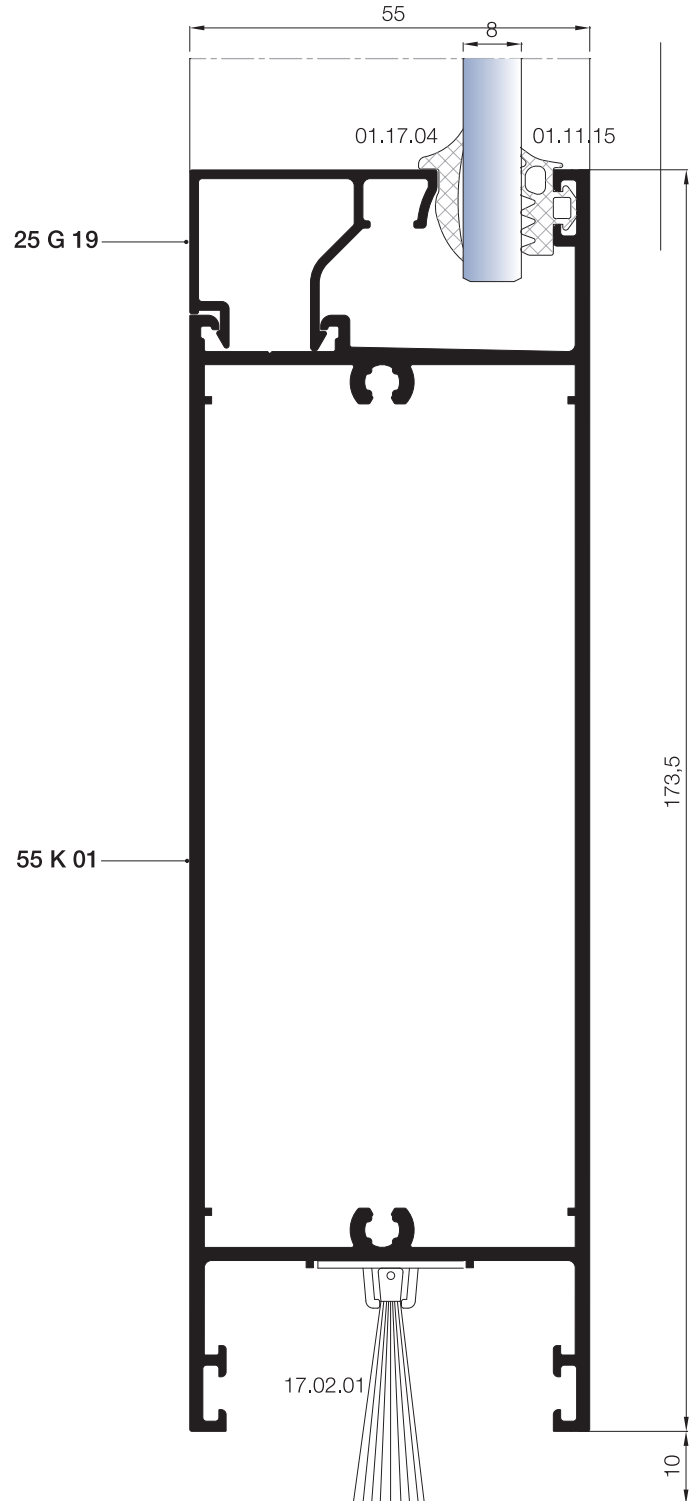
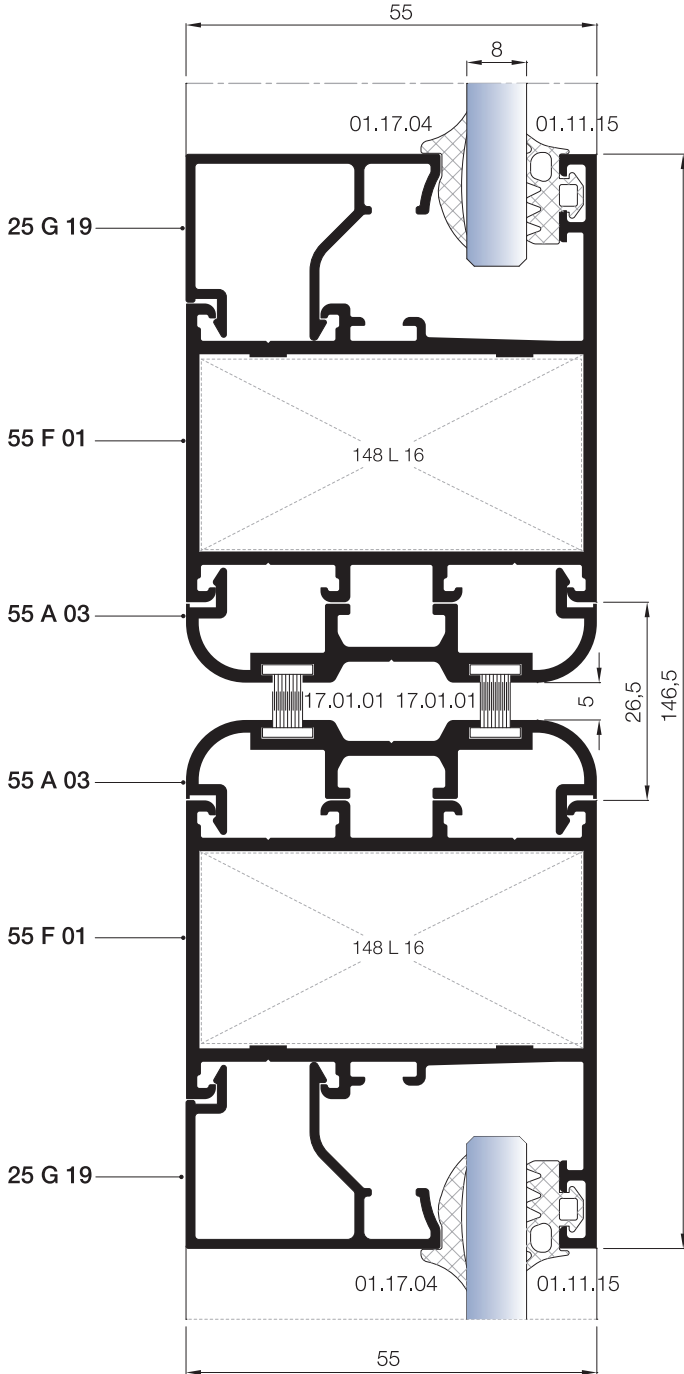
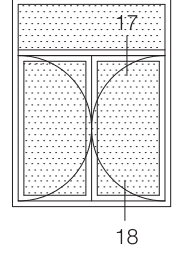


15 DETAYI  
DETAIL



16 DETAYI  
DETAIL

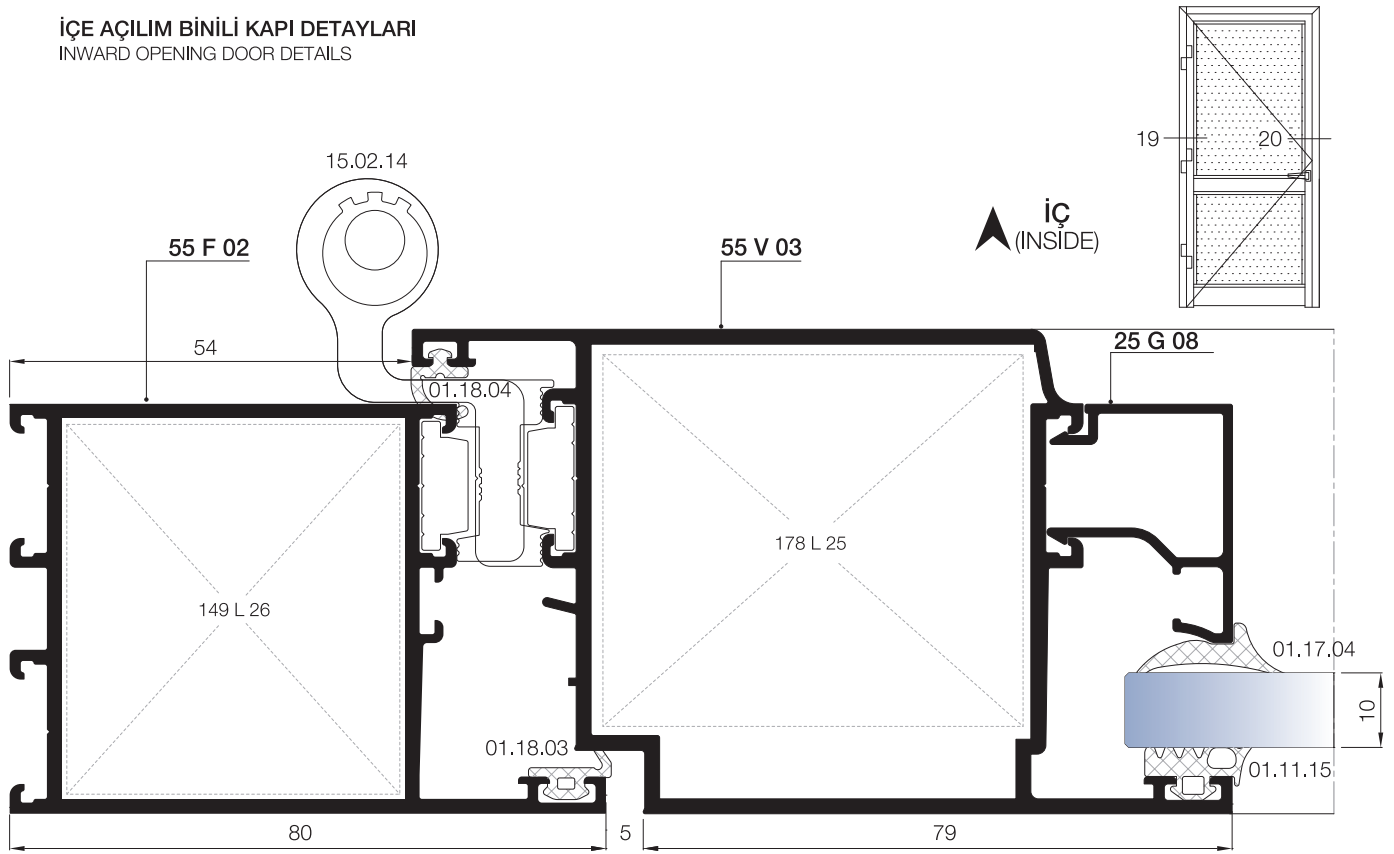
ÇARPMA KAPI DETAYLARI  
SWINGING DOOR DETAILS



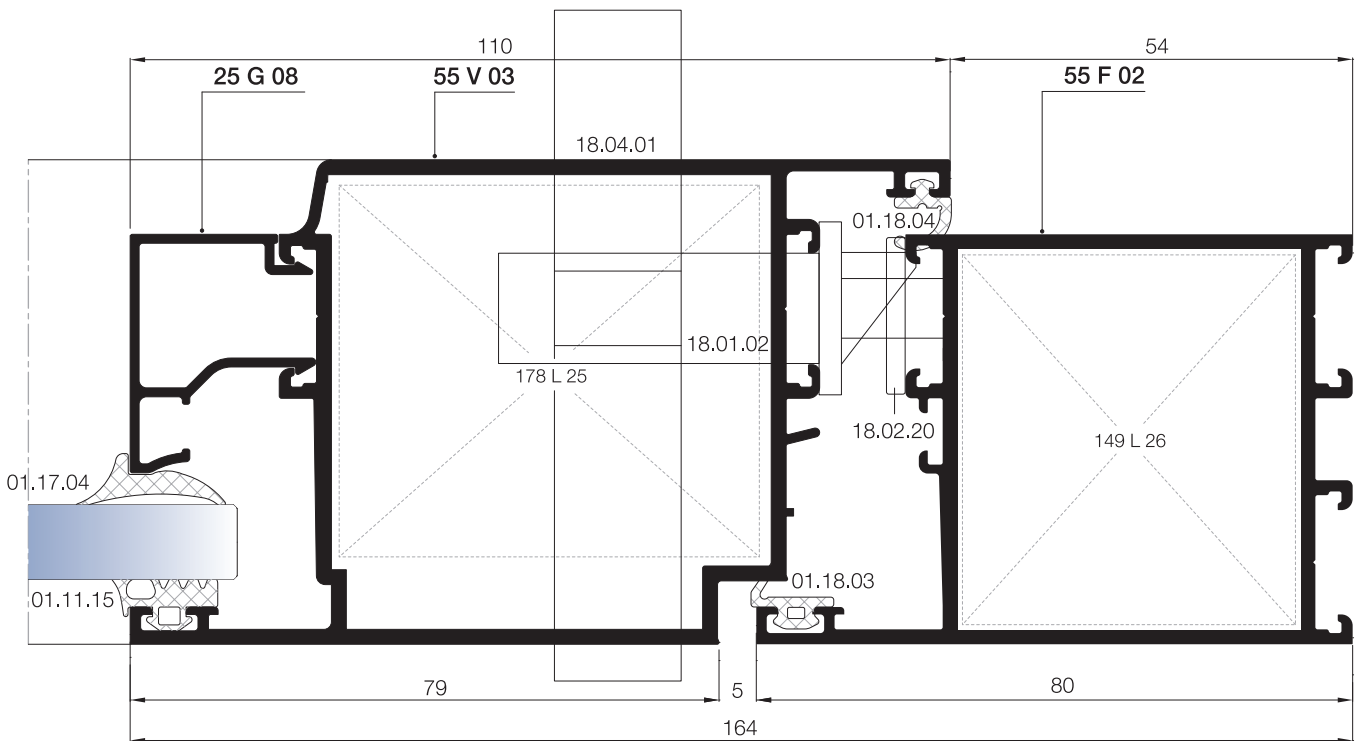
17 DETAYI  
DETAIL

18 DETAYI  
DETAIL

İÇE AÇILIM BİNİLİ KAPI DETAYLARI  
INWARD OPENING DOOR DETAILS

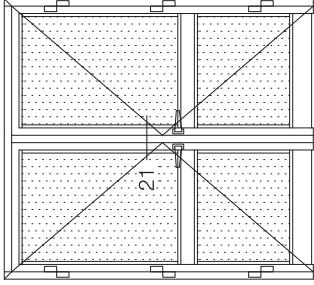


19 DETAYI  
DETAIL

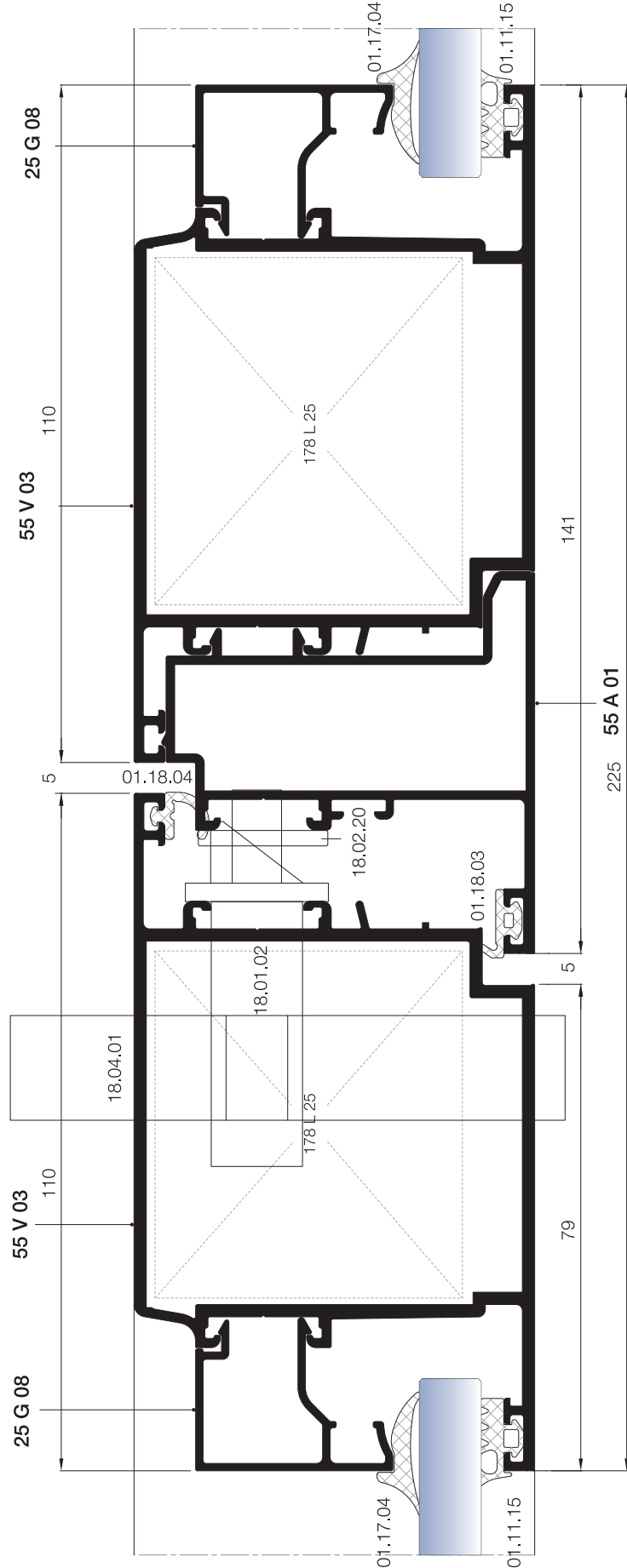


20 DETAYI  
DETAIL





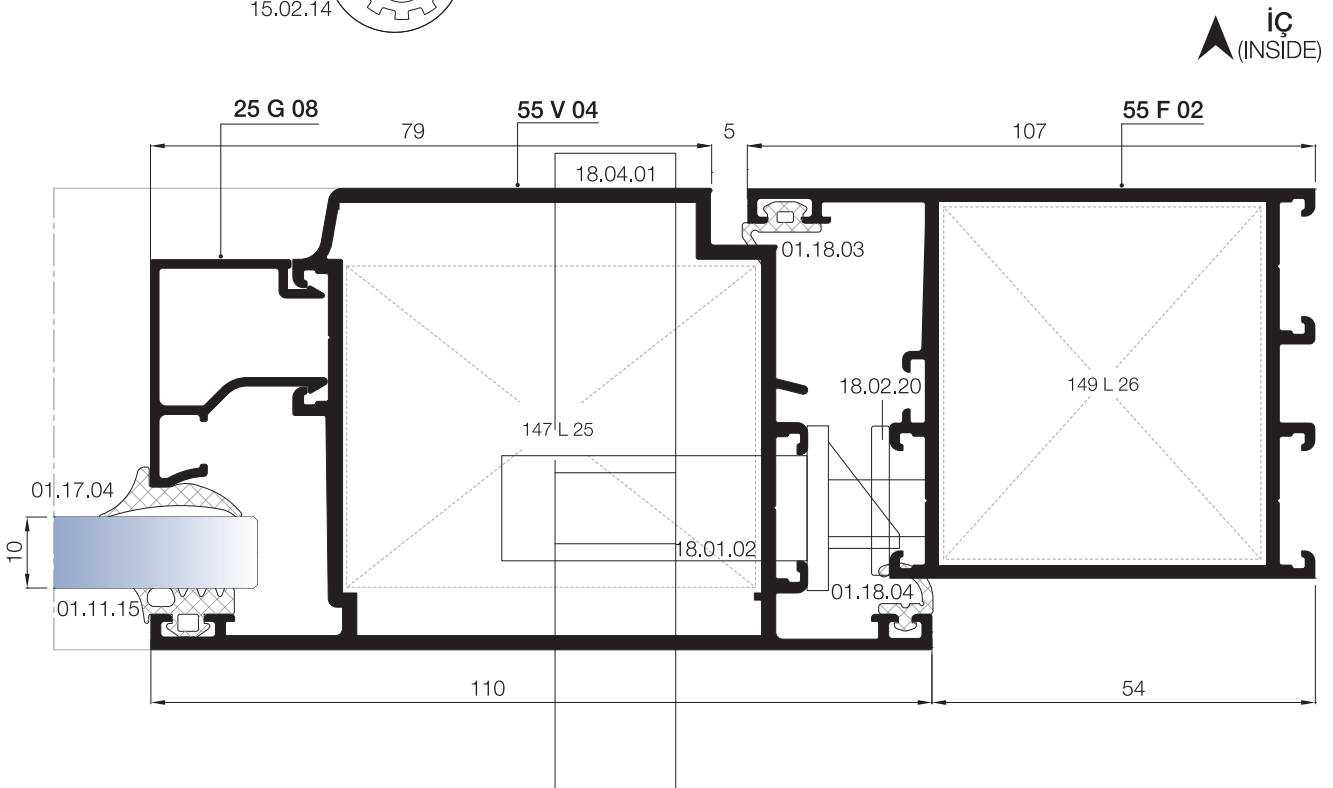
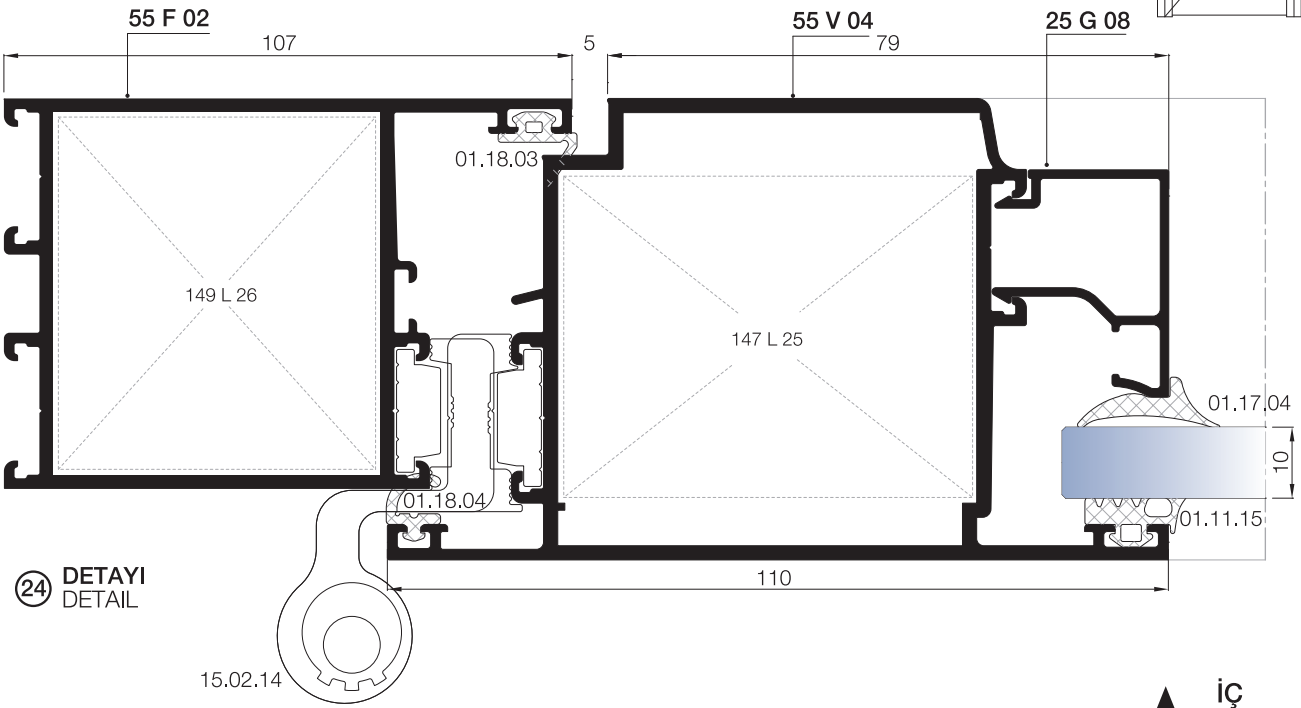
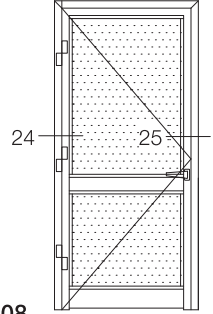
İÇE AÇILIM BİNLİ KAPI DETAYLARI  
INWARD OPENING DOOR DETAILS

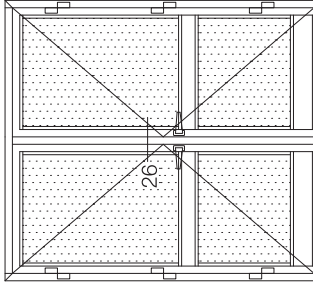


DIŞ  
(OUTSIDE) →

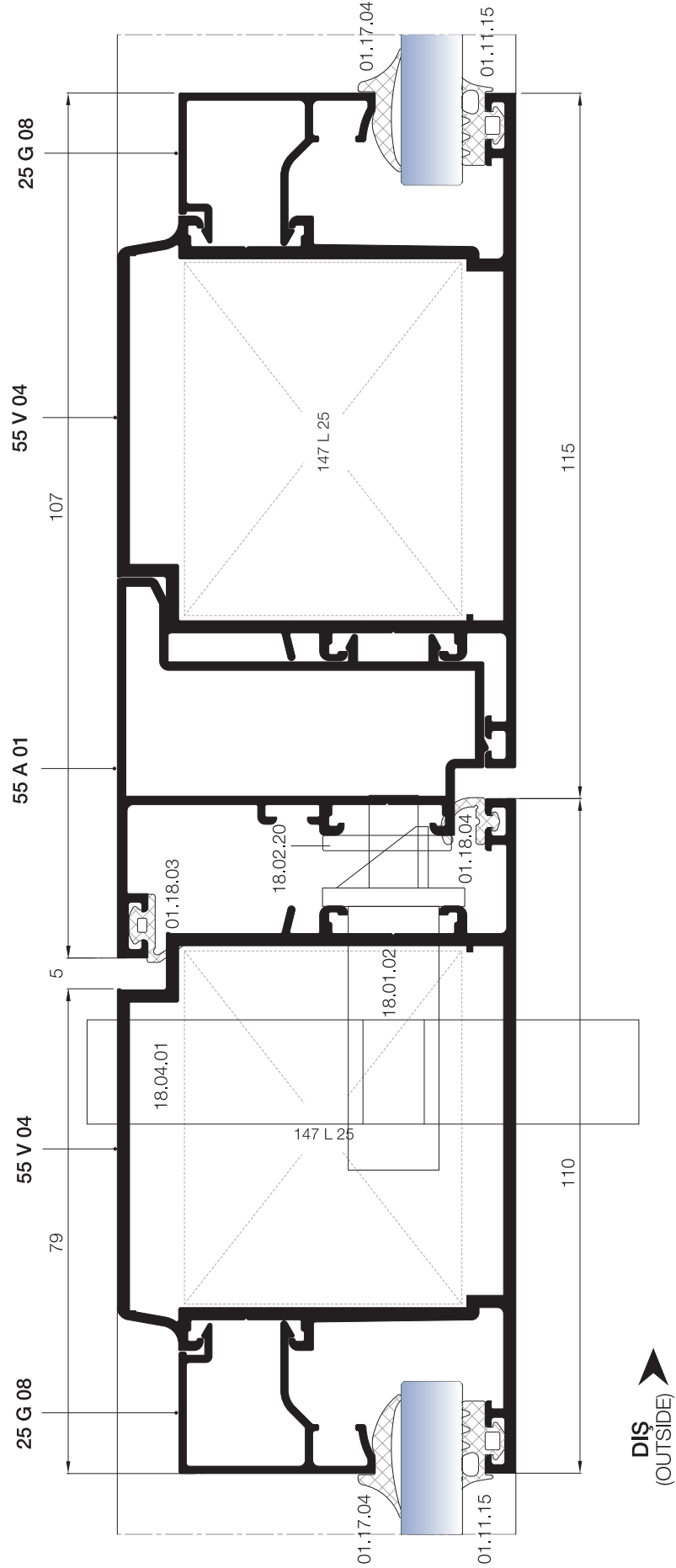


DIŞA AÇILIM BİNİLİ KAPI DETAYLARI  
OUTWARD OPENING DOOR DETAILS

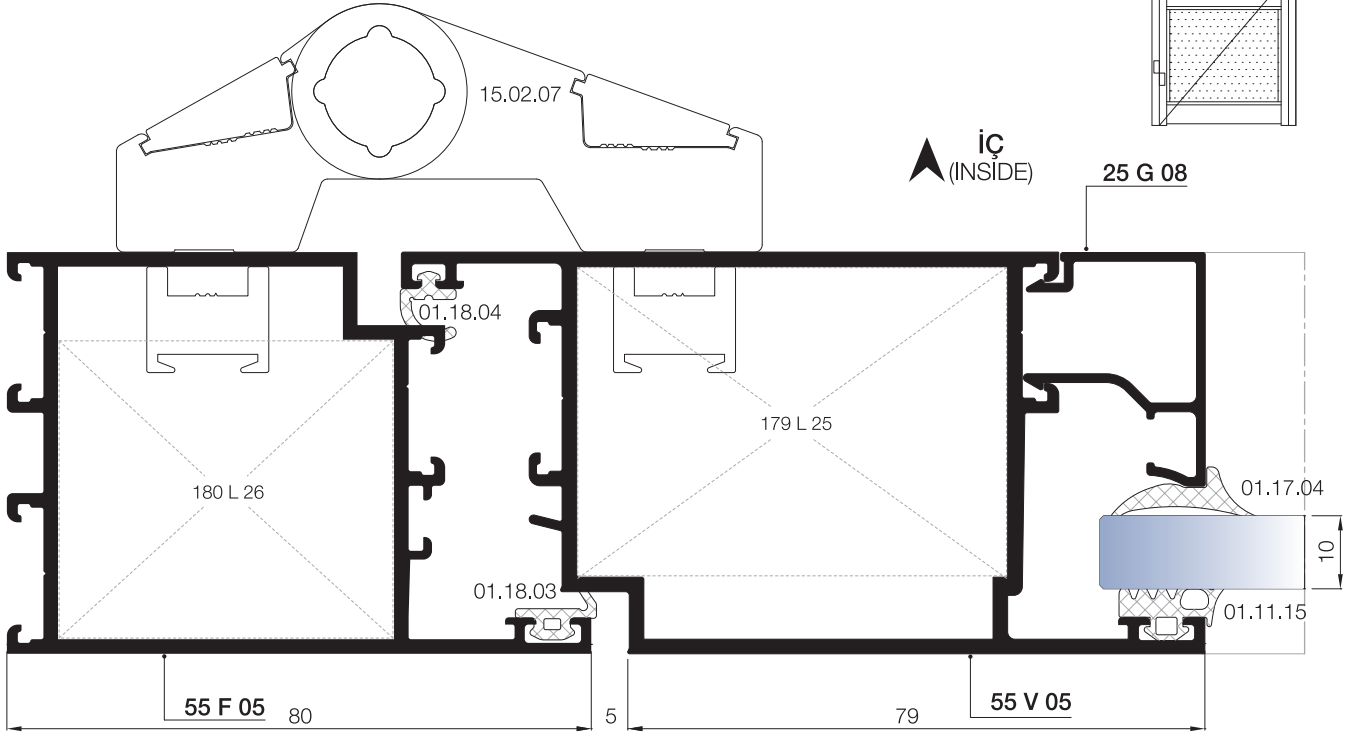
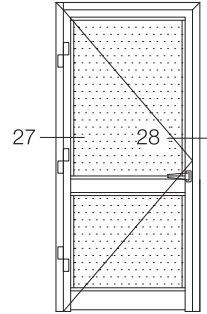




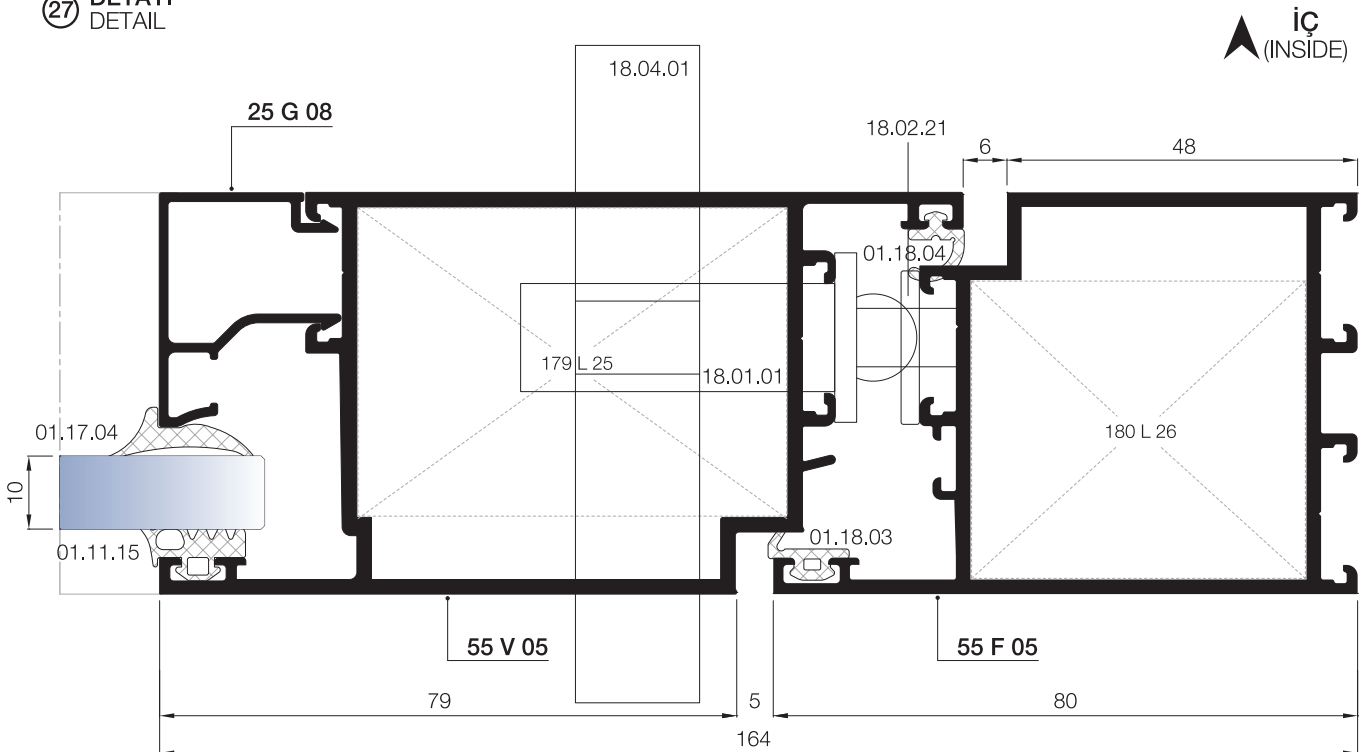
DIŐA AÇILIM BİNİLİ KAPI DETAYLARI  
OUTWARD OPENING DOOR DETAILS



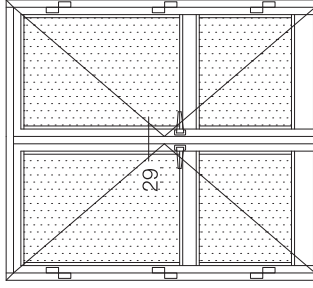
İÇE AÇILIM BİNLİ KAPI DETAYLARI  
INWARD OPENING DOOR DETAILS



27 DETAYI  
DETAIL

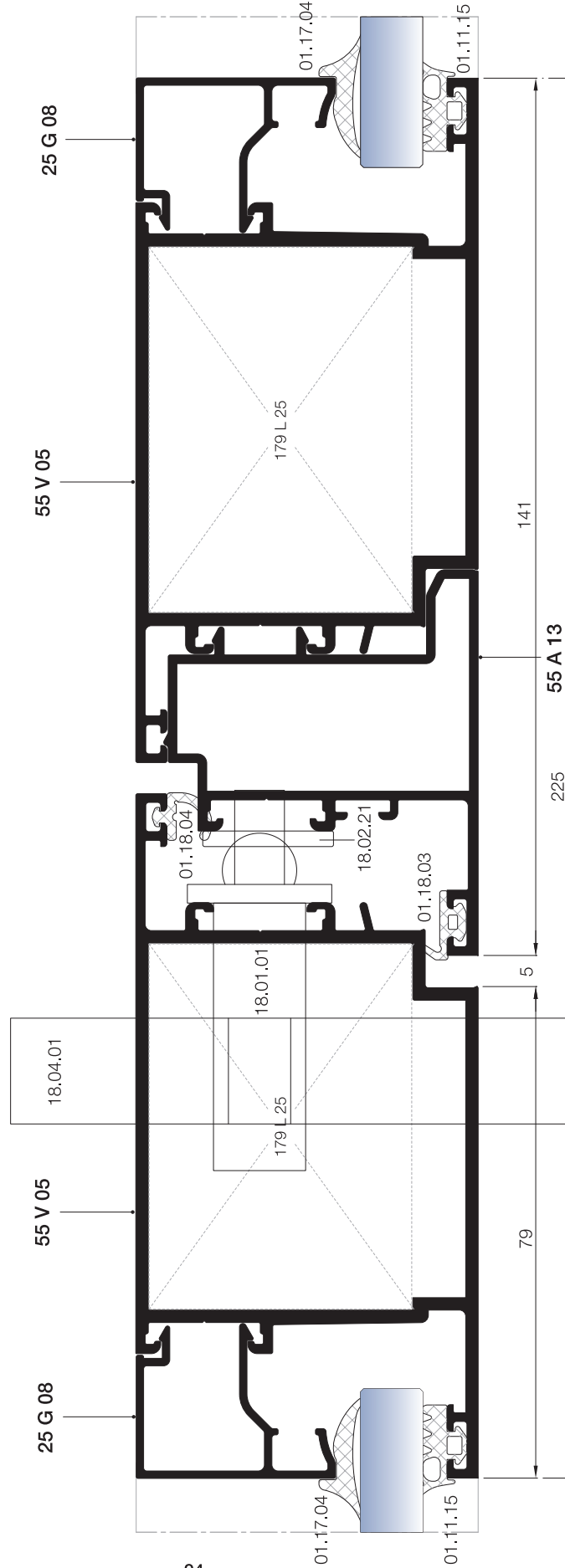


28 DETAYI  
DETAIL



İÇE AÇILIM HEMYÜZ KAPI DETAYLARI  
INWARD OPENING FLUSH DETAILS

29 DETAYI  
DETAIL



DIŞ  
(OUTSIDE) →

# MİMARİ KATALOG

## ARCHITECTURAL CATALOGUE

Alüminyum Kapı Pencere ve Giydirme Cephe Sistemleri  
Aluminium Window Doors and Facade Systems



Rescara Sistem Detayları  
Rescara System Details

# RW55

**AKSESUARLAR**

ACCESSORIES

01

02

03

04

05


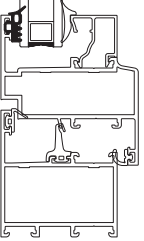

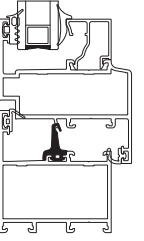

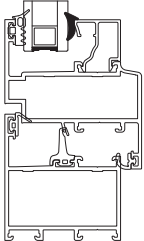

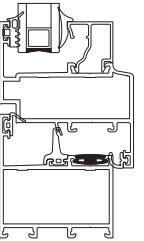

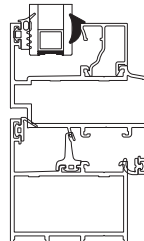

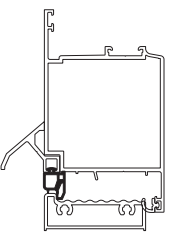

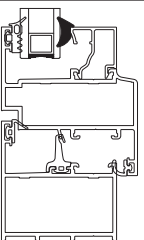


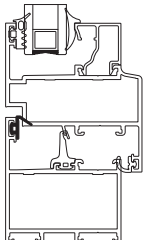

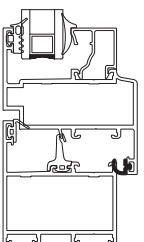

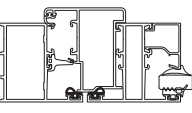
06

07

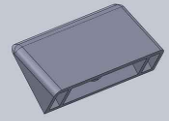
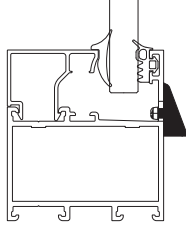
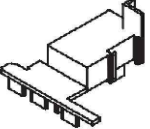
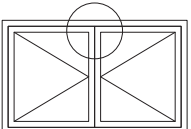
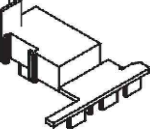
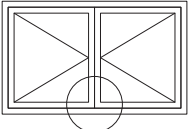

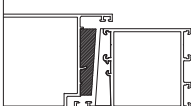
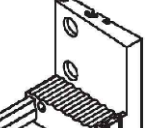
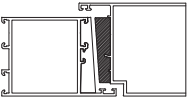

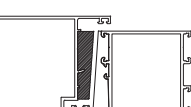
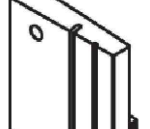
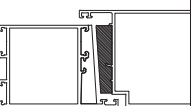
08

09

10

01		01.11.15 DİŞ CAM FİTİLİ OUTSIDE GLAZING GASKET 4mm  Malzeme / Material : EPDM Ağırlık / Weight : 78 gr/m Paket / Package : 190 m / 15 kg			01.19.04 TOZLUK FİTİLİ CENTRAL GASKET  Malzeme / Material : EPDM Ağırlık / Weight : 105 gr/m Paket / Package : 142,8 m / 15 kg	
02		01.17.03 İÇ CAM FİTİLİ 3mm boşluk için INSIDE GLAZING GASKET for 3mm space  Malzeme / Material : EPDM Ağırlık / Weight : 60 gr/m Paket / Package : 250 m / 15 kg			01.19.06 ÇİTA KANAL FİTİLİ ADAPTER GASKET  Malzeme / Material : EPDM Ağırlık / Weight : 80 gr/m Paket / Package : 185 m / 15 kg	
03		01.17.04 İÇ CAM FİTİLİ 4mm boşluk için INSIDE GLAZING GASKET for 4mm space  Malzeme / Material : EPDM Ağırlık / Weight : 69 gr/m Paket / Package : 215 m / 15 kg			01.20.04 EŞİK FİTİLİ THRESHOLD GASKET  Malzeme / Material : EPDM Ağırlık / Weight : 118 gr/m Paket / Package : 127,1 m / 15 kg	
04		01.17.05 İÇ CAM FİTİLİ 5mm boşluk için INSIDE GLAZING GASKET for 5mm space  Malzeme / Material : EPDM Ağırlık / Weight : 90 gr/m Paket / Package : 165 m / 15 kg			17.01.01 KİL FİTİLİ BRUSH  Malzeme / Material : Polipropilen Polypropylen Paket / Package : 275 m	
05		01.18.03 DİŞ BİNİ FİTİLİ OUTSIDE ACOUSTICAL GASKET  Malzeme / Material : EPDM Ağırlık / Weight : 40 gr/m Paket / Package : 375 m / 15 kg				
06		01.18.04 İÇ BİNİ FİTİLİ INSIDE ACOUSTICAL GASKET  Malzeme / Material : EPDM Ağırlık / Weight : 40 gr/m Paket / Package : 375 m / 15 kg				
07		01.18.06 ADAPTÖR FİTİLİ GASKET FOR ADAPTER  Malzeme / Material : EPDM Ağırlık / Weight : 50 gr/m Paket / Package : 300 m / 15 kg				



	<p><b>04.02.07</b></p> <p><b>TAHLİYE KAPAĞI</b> DRAINAGE COVER</p> <p>Malzeme / Material : PVC Renk / Color : Siyah / Black</p>				
	<p><b>04.06.27A</b></p> <p><b>ADAPTÖR KAPAĞI</b> ADAPTER CAP</p> <p>Malzeme / Material : PVC Renk / Color : Siyah / Black 55 A 01 için / for 55 A 01</p>				
	<p><b>04.06.27B</b></p> <p><b>ADAPTÖR KAPAĞI</b> ADAPTER CAP</p> <p>Malzeme / Material : PVC Renk / Color : Siyah / Black 55 A 01 için / for 55 A 01</p>				
	<p><b>04.13.07A</b></p> <p><b>EŞİK YAN KAPAK (SOL)</b> THRESHOLD SIDE CAP (LEFT)</p> <p>Siyah Black</p>				
	<p><b>04.13.07B</b></p> <p><b>EŞİK YAN KAPAK (SAĞ)</b> THRESHOLD SIDE CAP (RIGHT)</p> <p>Malzeme / Material : PVC Renk / Color : Siyah / Black</p>				
	<p><b>04.13.08A</b></p> <p><b>KANAT YAN KAPAK (SOL)</b> VENT SIDE CAP (LEFT)</p> <p>Malzeme / Material : PVC Renk / Color : Siyah / Black</p>				
	<p><b>04.13.08B</b></p> <p><b>KANAT YAN KAPAK (SAĞ)</b> VENT SIDE CAP (RIGHT)</p> <p>Siyah Black</p>				

01

02

03

04

05

06

07

08

09

10

## PENCERE MENTEŞELERİ / WINDOW HINGES



15.01.16

GIESSE PENCERE MENTEŞESİ  
GIESSE HINGE FOR WINDOWS

Renk / Color : Siyah-Beyaz-Gri-Eloksal  
Black-White-Grey-Anodised

75 kg için 2 adet, 85 kg için 3 adet kullanılmalıdır. / Should be used 2 for 75 kg, 3 for 85 kg.  
EN 1935:2002

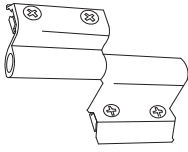


15.01.03

RESCARA PENCERE MENTEŞESİ  
HINGE FOR WINDOWS

Renk / Color : Siyah-Beyaz-Gri  
Black-White-Grey

75 kg için 2 adet, 85 kg için 3 adet kullanılmalıdır. / Should be used 2 for 75 kg, 3 for 85 kg.  
EN 1935:2002

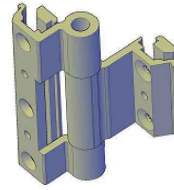


15.01.08

YERLİ PENCERE MENTEŞESİ  
LOCAL HINGE FOR WINDOWS

Renk / Color : Siyah-Beyaz-Gri-Eloksal  
Black-White-Grey-Anodised

50 kg için 2 adet kullanılmalıdır. / Should be used 2 for 50 kg.  
Max. kanat ölçüsü 900x1300 / Max. vent dimension 900x1300  
TS EN 1935

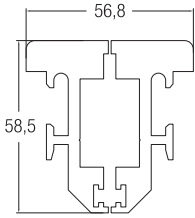


15.01.12

YERLİ PENCERE MENTEŞESİ  
LOCAL HINGE FOR WINDOWS

Renk / Color : Siyah-Beyaz-Gri-Eloksal  
Black-White-Grey-Anodised

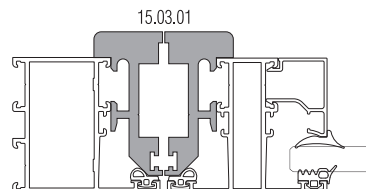
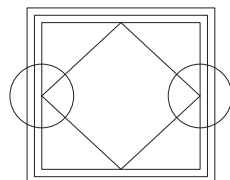
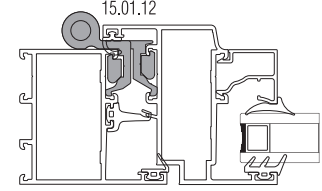
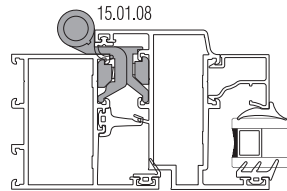
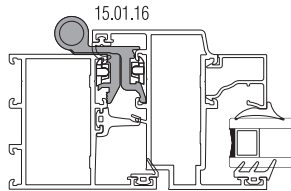
TS EN 1935



15.03.01





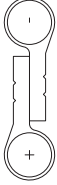
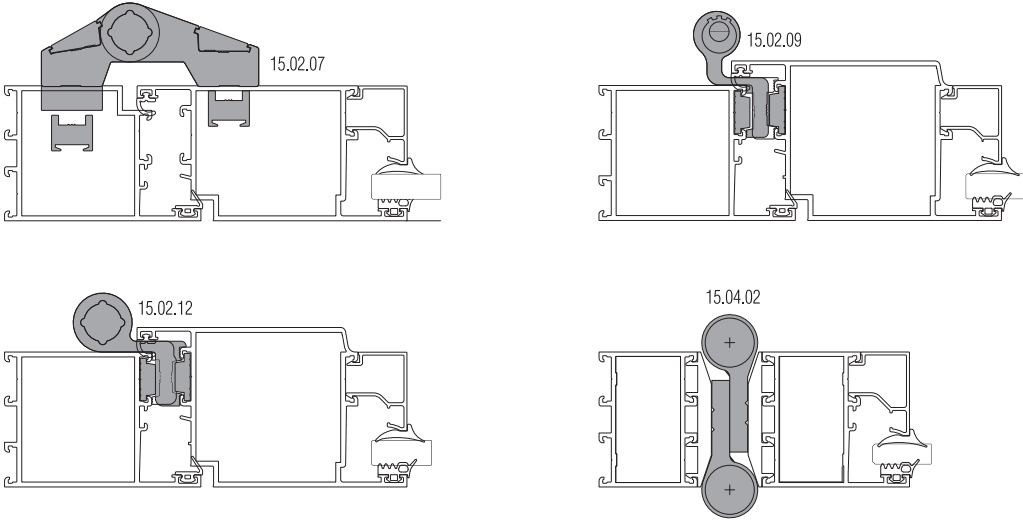
PİVOT MENTEŞESİ  
PIVOT HINGE

Renk / Color : Siyah-Beyaz  
Black-White



Ölçek/Scale: 1/3

## KAPI MENTEŞELERİ / DOOR HINGES

 <p><b>15.02.14</b> GIESSE KAPI MENTEŞESİ GIESSE HINGE FOR DOORS</p> <p>Renk / Color : Siyah-Beyaz-Eloksal Black-White-Anodised</p> <p>100 kg için 2 adet, 120 kg için 3 adet kullanılmalıdır. / Should be used 2 for 100 kg, 3 for 120 kg. EN 1935</p>	 <p><b>15.02.09</b> YERLİ KAPI MENTEŞESİ LOCAL HINGE FOR DOORS</p> <p>Renk / Color : Siyah-Beyaz-Gri-Eloksal Black-White-Grey-Anodised</p> <p>85 kg için 3 adet kullanılmalıdır. / Should be used 3 for 85 kg. Max. kanat ölçüsü 900x2200 / Max. vent dimension 900x2200 EN 1935</p>
 <p><b>15.02.12</b> YERLİ KAPI MENTEŞESİ LOCAL HINGE FOR DOORS</p> <p>Renk / Color : Siyah-Beyaz-Gri-Eloksal Black-White-Grey-Anodised</p> <p>100 kg için 3 adet kullanılmalıdır. / Should be used 3 for 100 kg. Max. kanat ölçüsü 900x2300 / Max. vent dimension 900x2300 TS EN 1935</p>	 <p><b>15.02.07</b> YERLİ KAPI MENTEŞESİ LOCAL HINGE FOR DOORS</p> <p>Renk / Color : Siyah-Beyaz-Gri-Eloksal Black-White-Grey-Anodised</p> <p>100 kg için 2 adet kullanılmalıdır. / Should be used 2 for 100 kg. Max. kanat ölçüsü 900x2200 / Max. vent dimension 900x2200 TS EN 1935</p>
 <p><b>15.04.02</b> ÇARPMA KAPI MENTEŞESİ SWING DOOR HINGE</p> <p>Renk / Color : Çelik / Stainless Steel</p>	
 <p>15.02.07</p> <p>15.02.12</p> <p>15.04.02</p> <p>Ölçek/Scale: 1/3</p>	

## ÇİFT EKSEN MEKANİZMALARI / TILT & TURN MECHANISM



GIESSE FUTURA ÇİFT AÇILIM SETİ 80 kg  
GIESSE TILT & TURN MECHANISM 80 kg

Renk / Color : Siyah-Beyaz-Gri  
Black-White-Grey

GIESSE ÇİFT AÇILIM SETİ GIESSE TILT & TURN MECHANISM	KANAT GENİŞLİĞİ SASH WIDTH	KANAT YÜKSEKLİĞİ SASH HEIGHT	KANAT AĞIRLIĞI SASH WEIGHT	ÇİFT AÇILIM SETİ TILT & TURN MECHANISM
07.06.62	410 - 569 mm	600 - 1200 mm	80 kg	Çift Açılım Seti Tip 1 / Tilt & Turn Mechanism Style 1
07.06.63	410 - 569 mm	1201 - 2500 mm	80 kg	Çift Açılım Seti Tip 1+ Arka Kilitleme / Tilt & Turn Mechanism Style 1+Additional Tilt&Turn (Back)
07.06.64	570 - 1000 mm	600 - 1200 mm	80 kg	Çift Açılım Seti Tip 2 / Tilt & Turn Mechanism Style 2
07.06.65	570 - 1000 mm	1201 -2500 mm	80 kg	Çift Açılım Seti Tip 2 + Arka Kilitleme / Tilt & Turn Mechanism Style 2+Additional Tilt&Turn (Back)
07.06.66	1001 - 1700 mm	600 - 1200 mm	80 kg	Çift Açılım Seti Tip 2 + Alt Kilitleme + İlave Makas / Tilt & Turn Mechanism Style 2+Additional Tilt&Turn (Down)+Additional Arm
07.06.67	1001 - 1700 mm	1201 - 2500 mm	80 kg	Çift Açılım Seti + Alt Kilitleme + Arka Kilitleme + İlave Makas / Tilt & Turn Mechanism+Additional Tilt&Turn (Down)+Additional Tilt & Turn (Back)+Additional Arm



GIESSE FUTURA ÇİFT AÇILIM SETİ 130 kg  
GIESSE TILT & TURN MECHANISM 130 kg

Renk / Color : Siyah-Beyaz-Gri  
Black-White-Grey

\*\*\* Stok Sorulmalıdır.

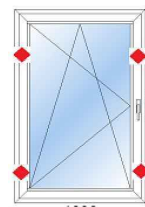
GIESSE ÇİFT AÇILIM SETİ GIESSE TILT & TURN MECHANISM	KANAT GENİŞLİĞİ SASH WIDTH	KANAT YÜKSEKLİĞİ SASH HEIGHT	KANAT AĞIRLIĞI SASH WEIGHT	ÇİFT AÇILIM SETİ TILT & TURN MECHANISM
07.06.68	410 - 700 mm	600 - 1200 mm	130 kg	Çift Açılım Seti Tip 1 / Tilt & Turn Mechanism Style 1
07.06.69	410 - 700 mm	1201 - 3000 mm	130 kg	Çift Açılım Seti Tip 1+ Arka Kilitleme / Tilt & Turn Mechanism Style 1 + Additional Tilt&Turn (Back)
07.06.70	701 - 1000 mm	600 - 1200 mm	130 kg	Çift Açılım Seti Tip 2 / Tilt & Turn Mechanism Style 2
07.06.71	701 - 1000 mm	1201 - 3000 mm	130 kg	Çift Açılım Seti Tip 2 + Arka Kilitleme / Tilt & Turn Mechanism Style 2+ Additional Tilt&Turn (Back)
07.06.72	1001 - 1800 mm	600 - 1200 mm	130 kg	Çift Açılım Seti Tip 2+ İlave Makas + Alt Kilitleme / Tilt & Turn Mechanism Style 2+Additional Arm+Additional Tilt&Turn (Down)
07.06.73	1001 - 1800 mm	1201 - 3000 mm	130 kg	Çift Açılım Seti Tip 2+ İlave Makas + Alt Kilitleme + Arka Kilitleme / Tilt & Turn Mechanism Style 2+Additional Arm+Additional Tilt&Turn (Down)+Additional Tilt&Turn (Back)



07.06.60

İTHAL ÇİFT AÇILIM SETİ  
TILT&TURN MECHANISM



Renk / Color : Siyah-Beyaz-Gri  
Black-White-Grey




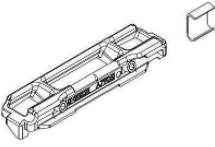
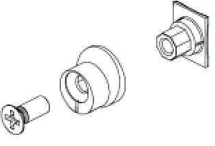
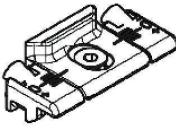

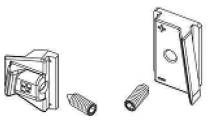

Kanat Geniřliđi: 570 - 1000 mm  
Kanat Yüklleđliđi: 400 - 1200 mm

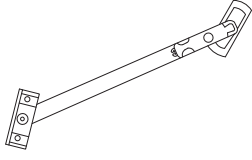
Sash Width: 570 - 1000 mm  
Sash Height: 400 - 1200 mm

## PENCERE KOLLARI / WINDOW HANDLES

 <p>07.05.12 RESCARA İSPANYOLET KOL (ÇİFT DİLLİ) HANDLE FOR WINDOWS (DOUBLE RAIL) Renk / Color : Siyah-Beyaz-Gri Black-White-Grey</p> <p>EN 1670</p>	 <p>07.05.25 GIESSE İSPANYOLET KOL (ÇİFT DİLLİ) GIESSE HANDLE FOR WINDOWS (DOUBLE RAIL) Renk / Color : Siyah-Beyaz-Gri Black-White-Grey</p> <p>UNI CEI EN ISO / IEC 17050</p>
 <p>07.13.02 ORTA GÖBEK PİMİ CENTRAL LOCK PIN</p> <p>07.05.12 Kol için / For handle 07.05.12</p>	 <p>07.25.01 GIESSE TİJ BAĞLANTI PARÇASI GIESSE CONNECTION ROD Renk / Color : Siyah-Black Malzeme / Material : Polyamid-Polyamide</p> <p>07.05.25 Kol için / For handle 07.05.25</p>

## İSPANYOLET KİLİTLEME PARÇALARI / LOCKING KITS

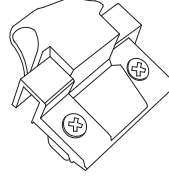
 <p>18.03.08 GIESSE AYARLI SÜRÜĞÜ GIESSE ADJUSTABLE BOLT Malzeme / Material: Zamak/Zamak</p> <p>EN 12051:2001</p>	 <p>18.06.01 GIESSE KARŞILIK GIESSE STRIKER Malzeme / Material: Paslanmaz Çelik ve Zamak Stainless Steel &amp; Zamak</p>
 <p>07.13.06 GIESSE PİM GIESSE ADJUSTABLE LOCKING PAWL Malzeme / Material: Zamak/Zamak</p>	 <p>07.09.07 GIESSE AYARLI PİM KARŞILIĞI GIESSE ADJUSTABLE SINGLE STRIKER Malzeme / Material: Zamak/Zamak</p>
 <p>07.21.02 GIESSE KÖŞE DÖNME GIESSE CORNER DRIVE Malzeme / Material: Zamak/Zamak</p>	 <p>07.09.08 GIESSE ARKA KİLİTLEME GIESSE BURGLAR BOLT Malzeme / Material: Zamak/Zamak</p>
 <p>18.07.01 SÜRÜĞÜ SETİ GIESSE BOLT FOR COMBINED WING Malzeme / Material: Zamak-Polyamid Zamak &amp; Polyamide</p> <p>Pasif kanat için / For secondary sash</p>	



07.07.02

VASİSTAS MAKAS  
ARM FOR BOTTOM-HUNG WINDOWS

Renk / Color : Siyah-Beyaz-Gri  
Black-White-Grey



07.08.01

VASİSTAS MANDAL  
DEVICE FOR CLOSING BOTTOM-HUNG WINDOWS

Renk / Color : Siyah-Beyaz-Gri  
Black-White-Grey

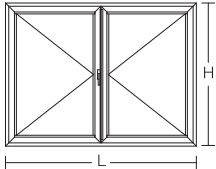


\*\*\* KOL VE KİLİTLEME SETİ SEÇİM TABLOSU  
HANDLE AND LOCKING KIT TABLE

KOD CODE	AÇIKLAMA DESCRIPTION	L<1000 H<1200		L>1000 H>1200	
		07.05.12 kol ile with 07.05.12 handle	07.05.25 kol ile with 07.05.25 handle	07.05.12 kol ile with 07.05.12 handle	07.05.25 kol ile with 07.05.25 handle
07.05.12	ÇİFT DİLLİ İSPANYOLET KOL DOUBLE RAIL HANDLE	1		1	
07.05.25	GIESSE ÇİFT DİLLİ KOL GIESSE DOUBLE RAIL HANDLE		1		1
07.13.02	ORTAGÖBEK PİMİ CENTRAL LOCK PIN	2		2	
07.25.01	GIESSE KOL BAĞLANTI PARÇASI GIESSE ROD CONNECTION PIECES		1		1
18.03.08	GIESSE AYARLANABİLİR SÜRGÜ GIESSE ADJUSTABLE BOLT	2	2		
18.06.01	GIESSE KARŞILIK GIESSE DOUBLE STRIKER	2	2		
07.21.02	GIESSE KÖŞE DÖNME PARÇASI GIESSE CORNER DRIVE			2	2
07.13.06	GIESSE PİM GIESSE ADJUSTABLE LOCKING PAWL			4	4
07.09.07	GIESSE AYARLI PİM KARŞILIĞI GIESSE ADJUSTABLE SINGLE STRIKER			4	4

\*\*\* Giesse kol ve kilitleme aksesuarları 25 I 07 tij profili ile kullanılmalıdır.

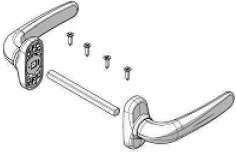











Giesse handle and locking accessories should be used with 25 I 07 rod profile

		***KOL VE KİLİTLEME SETİ SEÇİM TABLOSU HANDLE AND LOCKING KIT TABLE			
		L<1000 H<1200		L>1000 H>1200	
KOD CODE	AÇIKLAMA DESCRIPTION	07.05.12 kol ile with 07.05.12 handle	07.05.25 kol ile with 07.05.25 handle	07.05.12 kol ile with 07.05.12 handle	07.05.25 kol ile with 07.05.25 handle
<b>HAREKETLİ KANAT / FIRST SASH</b>					
07.05.12	ÇİFT DİLLİ İSPANYOLET KOL DOUBLE RAIL HANDLE	1		1	
07.05.25	GIESSE ÇİFT DİLLİ KOL GIESSE DOUBLE RAIL HANDLE		1		1
07.13.02	ORTAGÖBEK PİMİ CENTRAL LOCK PIN	2		2	
07.25.01	GIESSE KOL BAĞLANTI PARÇASI GIESSE ROD CONNECTION PIECES		1		1
18.03.08	GIESSE AYARLANABİLİR SÜRGÜ GIESSE ADJUSTABLE BOLT	2	2		
18.06.01	GIESSE KARŞILIK GIESSE DOUBLE STRIKER	2	2		
07.21.02	GIESSE KÖŞE DÖNME PARÇASI GIESSE CORNER DRIVE			2	2
07.13.06	GIESSE PİM GIESSE ADJUSTABLE LOCKING PAWL			4	4
07.09.07	GIESSE AYARLI PİM KARŞILIĞI GIESSE ADJUSTABLE SINGLE STRIKER			4	4
<b>PASİF KANAT / SECONDARY SASH</b>					
18.07.01	GIESSE SÜRGÜ SETİ GIESSE BOLT FOR SECONDARY SASH	1	1	1	1
07.09.08	GIESSE ARKA KİLİTLEME GIESSE BURGLAR BOLT			1	1

\*\*\* Giesse kol ve kilitleme aksesuarları 25 I 07 tij profili ile kullanılmalıdır.







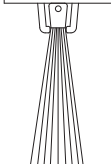
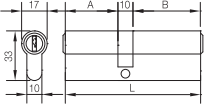

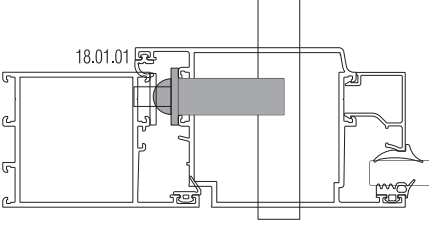
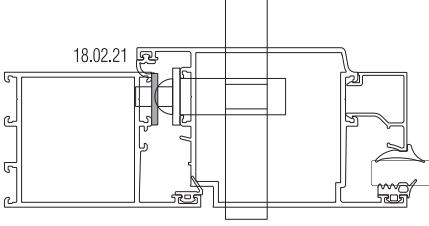

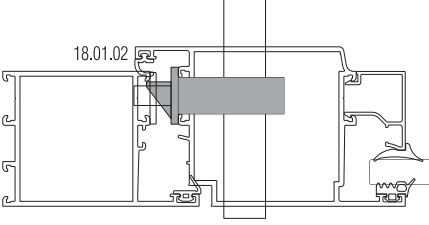
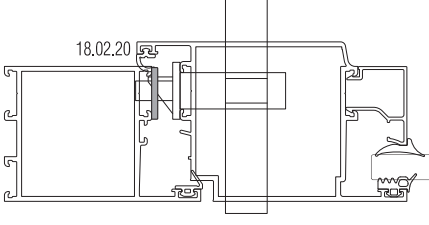
Giesse handle and locking accessories should be used with 25 I 07 rod profile

KAPI KOLLARI / DOOR HANDLES

01		<b>07.14.06</b> GIESSE KAPI KOLU GIESSE DOOR HANDLE Renk / Color : Siyah-Beyaz-Gri Black-White-Grey		<b>07.14.04</b> KAPI KOLU DOOR HANDLE Renk / Color : Siyah-Beyaz-Gri Black-White-Grey
02				
03		<b>07.17.02</b> D KAPI KOLU DOOR HANDLE Renk / Color : Siyah-Beyaz-Gri-Eloksal Black-White-Grey-Anodised		<b>07.17.06</b> V KAPI KOLU DOOR HANDLE Renk / Color : Siyah-Beyaz-Gri-Eloksal Black-White-Grey-Anodised
04	Ölçüler / Dimensions: H: 40 cm / O: 2,5 cm		Ölçüler / Dimensions: H: 20 cm / O: 2,5 cm	
05		<b>07.17.08</b> U KAPI KOLU DOOR HANDLE Renk / Color : Siyah-Beyaz-Gri-Eloksal Black-White-Grey-Anodised		<b>07.17.10</b> D KAPI KOLU DOOR HANDLE Renk / Color : Siyah-Beyaz-Gri-Eloksal Black-White-Grey-Anodised
06	Ölçüler / Dimensions: H: 40 cm / O: 2,5 cm		Ölçüler / Dimensions: H: 20 cm / O: 2,5 cm	
07		<b>07.17.11</b> D KAPI KOLU DOOR HANDLE Renk / Color : Siyah-Beyaz-Gri-Eloksal Black-White-Grey-Anodised		<b>07.17.19</b> AKBANK KAPI KOLU DOOR HANDLE Renk / Color : Siyah-Beyaz-Gri-Eloksal Black-White-Grey-Anodised
08	Ölçüler / Dimensions: H: 30 cm / O: 2,5 cm		Ölçüler / Dimensions: H: 200 cm	
09		<b>07.17.20</b> YARIM AY BORU KOLU DOOR HANDLE Renk / Color : Siyah-Beyaz-Gri-Eloksal Black-White-Grey-Anodised		<b>07.17.21</b> U ÇEKME KOL DOOR HANDLE Renk / Color : Siyah-Beyaz-Gri-Eloksal Black-White-Grey-Anodised
10	Ölçüler / Dimensions: H: 30 cm / O: 2,5 cm		Ölçüler / Dimensions: H: 20 cm	
		<b>07.17.22</b> YAY KOL DOOR HANDLE Renk / Color : Siyah-Beyaz-Gri-Eloksal Black-White-Grey-Anodised		<b>07.17.23</b> BASTON KOL DOOR HANDLE Renk / Color : Siyah-Beyaz-Gri-Eloksal Black-White-Grey-Anodised
	Ölçüler / Dimensions: H: 50 cm		Ölçüler / Dimensions: H: 90 cm / O: 2,5 cm	



## KAPI KİLİTLERİ / DOOR LOCKS

	<p>18.01.01 MAKARALI KİLİT MORTISE LOCK (WITH ROLLER)</p>		<p>18.02.21 MAKARALI KİLİT KARŞILIĞI STRIKER ROLLER LOCK</p>						
	<p>18.01.02 DİLLİ KİLİT MORTISE LOCK</p>		<p>18.02.20 DİLLİ KİLİT KARŞILIĞI STRIKER MORTISE LOCK</p>						
 	<p>18.03.01 KAPI ALT ÜST KİLİTLEME BOLT FOR DOORS</p>		<p>17.02.01 KAPI ALTI FIRÇASI BRUSH FOR DOORS Malzeme / Material : Polipropilen Polypropylene</p>						
 <table border="1" data-bbox="225 1323 352 1368"><thead><tr><th>A</th><th>B</th><th>L</th></tr></thead><tbody><tr><td>35</td><td>45</td><td>90</td></tr></tbody></table>	A	B	L	35	45	90	<p>18.04.01 BAREL CYLINDER Malzeme / Material : Krom-Nikel Chrome-Nickel</p>		<p>18.05.02 BAREL AYNASI CYLINDER COVER Renk / Color : Siyah-Beyaz Black-White</p>
A	B	L							
35	45	90							
 <p>18.01.01</p>	 <p>18.02.21</p>	 <p>17.02.01</p>							
 <p>18.01.02</p>	 <p>18.02.20</p>								

Ölçek/Scale: 1/3

